力锋工具
LIFENG TOOLS

力锋精密工具(浙江)有限公司
LIFENG PRECISION TOOLS (ZHEJIANG) CO.,LTD

www.lftool.com
www.deskar.cn

力锋工具
LIFENG TOOLS

刀片系列 | 立铣刀系列 | 刀杆系列 | 走心机系列 | U钻系列
Insert series | End mill series | Holder series | Precision automatic series | U drill series

力锋工具
LIFENG TOOLS

力锋 精密工具
LIFENG PRECISION TOOLS

中国数控刀具优质供应商
CNC tool quality supplier in China

力求完美 锋行天下
Strive for perfection, the frontline of the world

力锋工具
LIFENG TOOLS

鹰，寓意锋利、精准。精准的路，是立志兴业之道；锐智的心，是创新进取之心。

Eagle, meaning sharp and precise The path of accuracy is the fundamental factor for the development of business; An insightful heart is the core of innovation and enterprising.

万里神州代表了广阔的市场、无尽的商机。
精准之鹰翱翔天际，苍茫大地，尽在展翅高飞的雄鹰眼下。
The vast territory in China represents a broad market and endless business opportunity.
The eagle soars in the sky, the vast earth, in the eyes of the eagle flying high.

搏击、进取、腾飞是鹰的个性，更是鹰的精神与力量所在。

Striking, forging ahead and soaring are not only the characteristics of the eagle, but also where its spirit and strength lay.

鹰一般振翅高飞、勇创新高的进取之心；鹰一般科技兴业、锐意创新的优秀基因；
鹰一般刷新目标、精益求精的企业情怀；鹰一般的不懈追求、以人为本的服务宗旨。
A heart of enterprising for innovation and rapid development just like an eagle;
An excellent gene for innovation and development with science and technology just like an eagle;
Enterprise affection for refreshing the goals and seeking increasing perfection just like an eagle;
Service tenet of unremitting pursuit and people first just like an eagle.

力锋就像一幅神圣的图腾，植根在企业深处；
更像一面鲜红的旗帜，飘舞在每一位员工的心中。
进而凝聚成为一股涌动在力锋人血液中的力量，激励着企业技术的不断革新，
鼓舞着一代又一代**力锋人为“立志兴业，报效家国”**的梦想而奋斗不息！

The two characters of Li Feng is just like a holy totem, rooting deep in the culture of the company; and it's more like a bright red flag, dancing in the heart of every employee.
And then a surging force is formed in the blood of Lifeng men, which motivates the continuous technology innovation of the company and inspires generation after generation of Lifeng men to strive endlessly for our dream of "**revitalizing national industry to serve the country**".

About Us 公司简介

实力雄厚的力锋企业

力锋精密工具（浙江）有限公司（以下简称公司）坐落于新世纪第一缕曙光首照地浙江省温岭市，国家5A级风景区--雁荡山脚下，青屿工业园区内。

雄厚的技术实力 公司拥有当今世界先进的生产工艺技术，拥有一支强大的科研开发队伍，具有世界一流的可转位数控刀片生产线，数控车刀杆生产线、整体硬质合金立铣刀生产线，PVD涂层生产线，并成立了集科研、应用研究为一体的研发中心。

卓越的产品优势 我公司专业为客户提供各种标准和非标准的PVD和CVD涂层，硬质合金、金属陶瓷和铝用刀片等牌号的高精度车削、铣削、切断、钻削、切槽和螺纹加工的可转位数控刀片及配套的高精度刀具，并配有适合各种加工材料的精加工、半精加工和粗加工的相应断屑槽型。我公司不断推出适合于模具业、汽车工业、航空工业的先进切削刀具和孔加工刀具，能根据客户的不同需求来图来样生产各类切削工具，为机械加工制造提供成套的解决方案。

完善的营销及服务网络 公司的营销及服务网络遍布全国，产品质量受到广大用户的一致好评。产品远销世界各大洲。

不可限量的品牌含金量 公司大力弘扬**“力求完美，锋行天下；顾客至上，锐意进取”**的企业精神，以“振兴民族工业”为目标。坚持“客户第一”的原则为广大客户提供优质的服务。公司已通过GB/T19001-2008/ISO9001:2008质量管理体系认证。

企业的社会责任 在力锋，我们尽最大努力履行社会责任，在全球和各地市场坚持可持续发展原则，以身作则。我们依照力锋的行为准则开展工作，这包括了企业多样性，经济、社会和环保责任，以及公司治理等多方面的内容。

未来的挑战 在当今的竞争格局下，我们对趋势的及时且迅速的反应能力，这是不可或缺的。对不断变化着的世界的洞察力和认知是事业成功的关键要素。只有了解明天的挑战，我们才能在今天制定出通向未来的战略蓝图。

POWERFUL LIFENG ENTERPRISE

- **LIFENG PRECISION TOOLS (ZHEJIANG) CO., LTD** (hereinafter referred to as the Company) is located in the first rays of the new century's first Wenling, Zhejiang, according to the State 5A level scenic spot ----Hill foot, Lantau industrial park inside.
- The company has strong technical strength in today's world of advanced production technology, with a strong research and development team, with world-class indexable CNC blade production line, NC Arbor production line, production line of solid carbide end mills, PVD coating production line, and set up a collection of scientific research, applied research as one of the research center.
- Outstanding product advantages Our company specializes in providing customers with a variety of standard and non-standard PVD and CVD coatings, cemented carbide, cermet and aluminum with a blade and other brands of high-precision turning, milling, cutting, drilling, grooving and indexable thread machining CNC blade and supporting high-precision cutting tools, and with a variety of processing of materials suitable for finishing and semi-finishing and roughing the corresponding chip-breaking groove. My company has introduced for the mold industry, the automotive, aerospace and advanced cutting tools and hole cutting tools, according to the different needs of customers to sample plans to produce various kinds of cutting tools for machining manufacturing to provide complete solutions.
- Perfect marketing and service network in the company's marketing and service network throughout the country, the product quality by the majority of users praise. Products are exported to all continents.
- Limitless brand gold company vigorously promote **"strive for perfection, the front line of the world; customer first, forge ahead"** spirit of enterprise, to "revitalize national industry" as the goal. Adhere to the "customers first" principle to provide our clients with quality services. The company has passed GB/T19001-2008/ISO9001: 2008 quality management system certification.
- Corporate social responsibility in **LIFENG**, we do our best to fulfill their social responsibilities, in the global and local market principles of sustainable development, lead by example. Our code of conduct in accordance with Lifeng work, which includes corporate diversity, economic, social and environmental responsibility, and corporate governance and other aspects of content.
- Future challenges in today's competitive landscape, we are trends timely and rapid response capability, which is essential. Ever-changing world of insight and awareness are key elements of a successful career. Only by understanding the challenges of tomorrow, we can work out in today's strategic vision to the future.

力锋工具
LIFENG TOOLS

力求完美 锋芒天下
Strive for perfection, the frontline of the world

CONTENTS
目录

力锋工具
LIFENG TOOLS

刀片系列
Insert series

立铣刀系列
End mill series

刀杆系列
Aebor series

U钻系列
U drill series

▸▸▸ 力求完美 锋行天下
Strive for perfection, the frontline of the world

切削条件和刀具尺寸的统一代号 Unified code for cutting condition and tool dimension

在切削刀具样本中，各公司所使用的量代号有所不同，这给用户造成了困扰。在希望借由让各厂家使用统一代号来给用户带去便利的目标下，日本刀具协会和超硬刀具协会制定了统一量代号。

Different companies use different unit codes among cutting tool samples, causing inconvenience to the users. In the hope of bringing convenience to users by making manufactures use unified codes for their products, Japan Knife Guild and Japan Superhard Knife Guild have developed a set of unified unit codes.

〈 切削条件、量代号 Cutting condition and unit code 〉

代号 Code /单位 Unit

车削 Turning	切削速度 Cutting speed		进给量 Feed amount		切深 Cutting depth		刀刃宽度 Cutting edge width		加工物直径 Machined workpiece diameter	
	Vc	m/min	f	mm/rev	ap	mm	W	mm	ϕDm	mm
	切削功率 Cutting power		比切削抗力 Specific cutting resistance		理论表面粗糙度 Theoretical surface roughness		刀尖圆弧半径 Corner arc radius		转速 Rotation speed	
	Pc	kW	kc	MPa	h	μm	rε	mm	n	min^{-1}

铣削 Milling	切削速度 Cutting speed		进给速度 Feed speed		刀刃单位的进给量 Unit feed amount of cutting edge		进给量 Feed amount		刀刃数量 Number of cutting edge	
	Vc	m/min	Vf	mm/min	fz	mm/t	f	mm/rev	z	
	轴方向的切深 Axial cutting depth		半径方向的切深 Radial cutting depth		周期进给 Periodic feed		切削功率 Cutting power		比切削抗力 Specific cutting resistance	
	ap	mm	ae	mm	pf	mm	Pc	kW	kc	MPa
	切屑排放量 Chip discharge		转速 Rotation speed							
	Q	cm^3/min	n	min^{-1}						

孔加工 Boring	切削速度 Cutting speed		进给速度 Feed speed		进给量 Feed amount		直径 Diameter		切削功率 Cutting power	
	Vc	m/min	Vf	mm/min	f	mm/rev	ϕDc	mm	Pc	kW
	扭矩 Torque		推力 Thrust		比切削抗力 Specific cutting resistance		孔加工深度 Depth of boring		转速 Rotation speed	
	Mc	N·m	Tc	N	Kc	MPa	H	mm	n	min^{-1}

〈 车刀尺寸代号 Dimension code for turning tool 〉

●外圆车刀 Outer circle turning tool

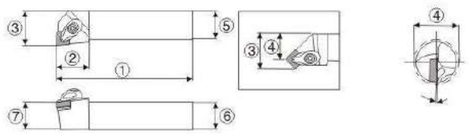

①	②	③	④	⑤	⑥	⑦
全长 Full length	颈部长度 Length of neck	刀尖距离 Tool nose distance	刀尖距离 Tool nose distance	刀杆宽度 Cutter bar width	刀杆高度 Cutter bar height	刀尖高 Tool nose height
L_1	L_2	f	f_1	b	h	h_1

●内孔车刀 Inner hole turning tool



①	②	③	④	⑤	⑥
全长 Full length	颈部长度 Length of neck	刀尖距离 Tool nose distance	最小加工直径 Min. machining diameter	刀杆直径 Cutter bar diameter	刀杆高度 Cutter bar height
L_1	L_2	f	ϕDm	ϕDs	h

●切槽(外圆 端面)车刀 Grooving (outer circle, end face) turning tool

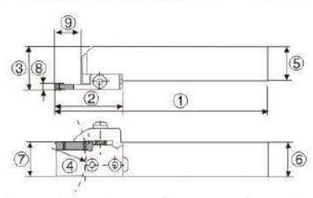

①	②	③	④	⑤	⑥	⑦	⑧	⑨
全长 Full length	颈部长度 Length of neck	刀尖距离 Tool nose distance	最大加工直径 Max machining diameter	刀杆宽度 Cutter bar width	刀杆高度 Cutter bar height	刀尖高 Tool nose height	刀刃宽度 Cutting edge width	最大切槽深度 Max grooving depth
L_1	L_2	f	ϕDm	b	H	h_1	w	ar

●切槽(内孔)车刀 Grooving (inner hole) turning tool

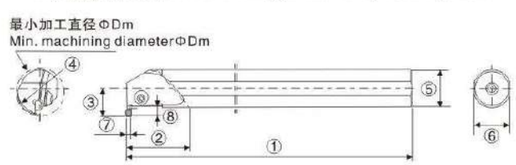

①	②	③	④	⑤	⑥	⑦	⑧
全长 Full length	颈部长度 Length of neck	刀尖距离 Tool nose distance	最小加工直径 Min. machining diameter	刀杆直径 Cutter bar diameter	刀杆高度 Cutter bar height	刀刃宽度 Cutting edge width	最大切槽深度 Max grooving depth
L_1	L_2	f	ϕDm	ϕDs	h	w	ar

●切外螺纹车刀 External thread turning tool

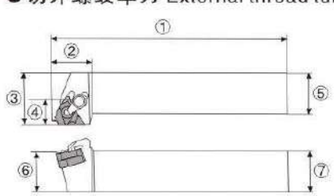

①	②	③	④	⑤	⑥	⑦
全长 Full length	颈部长度 Length of neck	刀尖距离 Tool nose distance	颈部宽度 Neck width	刀杆宽度 Cutter bar width	刀杆高度 Cutter bar height	刀尖高 Tool nose height
L_1	L_2	f	–	b	h	h1

●切内螺纹车刀 Internal thread turning tool

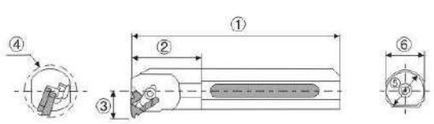

①	②	③	④	⑤	⑥
全长 Full length	颈部长度 Length of neck	刀尖距离 Tool nose distance	最小加工直径 Min. machining diameter	刀杆直径 Cutter bar diameter	刀杆高度 Cutter bar height
L_1	L_2	f	ϕDm	ϕDs	h

切削条件和刀具尺寸的统一代号 Unified code for cutting condition and tool dimension

〈 铣刀尺寸代号 Dimension code for milling cutter 〉

●刀盘式铣刀刀具 Disc type milling cutter

图1(Figure 1)

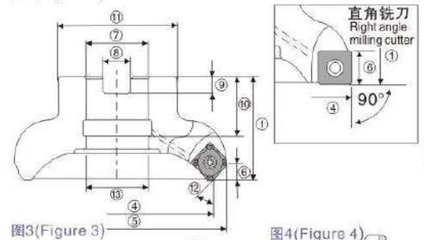

图2(Figure 2)

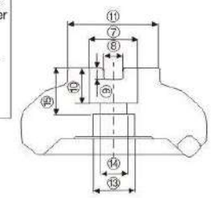

图3(Figure 3)

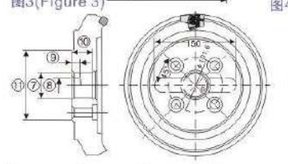

图4(Figure 4)

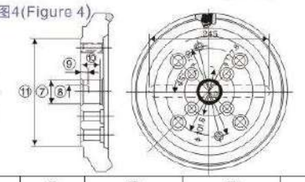

●刀杆式铣刀刀具 Cutter bar type milling cutter

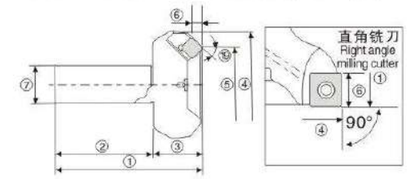

①	②	③	④
全长 Full length	刀杆长度 Cutter bar length	铣刀高度 Mill height	外径 Outer diameter
L	ℓ_s	L_f	ϕDc
⑤	⑥	⑦	⑧
最大外径 Max outer diameter	最大切深量 Max cutting depth	刀杆直径 Cutter bar diameter	主偏角 Cutting edge angle
ϕD_1	ap	ϕDs	K

①	④	⑤	⑥	⑦	⑧	⑨	⑩	⑪	⑫	⑬	⑭	⑮
铣刀高度 Mill height	外径 Outer diameter	最大外径 Max outer diameter	最大切深量 Max cutting depth	孔径 Bore diameter	端面键槽宽度 End face keyseat width	端面键槽深度 End face keyseat depth	安装孔高度 Mounting hole height	轴套直径 Shaft sleeve diameter	主偏角 Cutting edge angle	螺钉座直径 Screw base diameter	螺孔直径 Thread hole diameter	螺孔高度 Thread hole height
Lf	ϕDc	ϕD_1	ap	d	a	b	ℓ	ϕD_b	k	ϕd_1	ϕd_2	ℓ_1

〈 立铣刀尺寸代号 Dimension code for end mill 〉

●正方形 Square

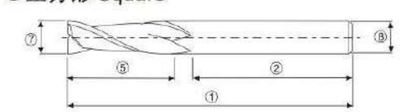

●锥颈球头 Tapered ball nose

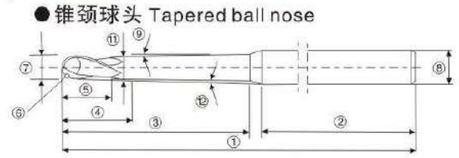

●倒圆 Rounding

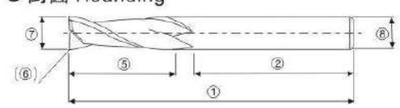

●方锥 Tapered square

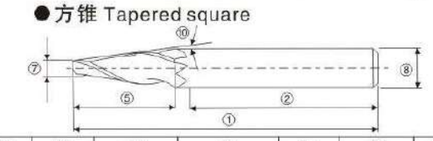

①	②	③	④	⑤	⑥球头ball head	⑥倒角chamfer	⑦	⑧	⑨	⑩	⑪	⑫	⑬
全长 Full length	刀杆长度 Cutter bar length	颈部直径全长 Neck diameter in full length	颈部平行长度 Parallel length of neck	刀刃长度 Cutting edge length	球形半径 Nose radius	刀尖圆弧半径 Corner arc radius	外径 Outer diameter	刀杆直径 Cutter bar diameter	颈部锥度半角 Taper half angle of neck	刀刃部锥度半角 Taper half angle of cutting edge	颈部直径 Neck diameter	干涉角 Interference angle	螺旋角 Helix angle
L	ℓ_s	ℓ_2	ℓ_1	ℓ	R	r	ϕDc	ϕDs	θn	θc	ϕD_1	θk	λ

〈 侧铣刀尺寸代号 Dimension code for shell end mill 〉

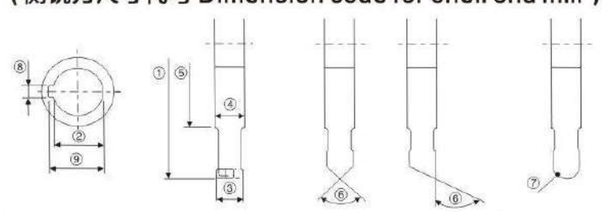

①	②	③	④	⑤
外径 Outer diameter	内径 Inner diameter	刀刃宽度 Cutting edge width	轴套宽度 Shaft sleeve width	轴套直径 Shaft sleeve diameter
ϕDc	ϕd	ℓ	T	ϕD_b
⑥	⑦	⑧	⑨	⑩
角度 Angle	刀尖圆弧半径 Corner arc radius	键槽宽度 Keyseat width	键槽深度 Keyseat depth	刀刃数量 Number of cutting edge
α	R	a	b	z

〈 钻头尺寸代号 Dimension code for drill bit 〉

●直线整体钻头 Straight whole drill bit

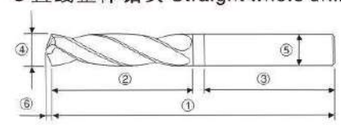

①	②	③	④	⑤	⑥
全长 Full length	槽长 Groove length	刀杆长度 Cutter bar length	直径 Diameter	刀杆直径 Cutter bar diameter	从尖端到刀尖的径向距离 Radial distance from tip to tool nose
L	ℓ	ℓ_s	ϕDc	ϕDs	Lp

●阶梯整体钻头 Step whole drill bit

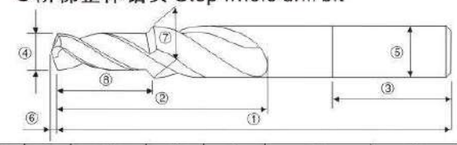

①	②	③	④	⑤	⑥	⑦	⑧
全长 Full length	槽长 Groove length	刀杆长度 Cutter bar length	尖端直径 Tip diameter	刀杆直径 Cutter bar diameter	从尖端到刀尖的径向距离 Radial distance from tip to tool nose	第2阶的直径 Diameter at the second step	步进长度 Stepping length
L	ℓ	ℓ_s	ϕDc	ϕDs	Lp	ϕD_{c2}	ℓ_1

刀片型号的表示方法 Indicating method of Insert model

●刀片型号的代号标注方法（根据1998：JIS-B4120-1998 ISO1832/AM1)

●Insert model code labeling method (Based on 1998: JIS-B4120-1998 ISO1832/AM1)

代号 code	形状 Shape	刀尖角(度) Tool nose angle (degree)	图形 Graphics
H	正六边形 Regular hexagon	120°	
O	正八边形 Regular octagon	135°	
P	正五边形 Regular pentagon	108°	
S	正方形 Square	90°	
T	正三角形 Regular triangle	60°	
C	菱形 Rhombus	80°	
D		55°	
E		75°	
F		50°	
M		86°	
V		35°	
Y	多边形 Polygon	25°	
W	六边形 Hexagon	80°	
L	长方形 Rectangle	90°	
A	平行四边形 Parallelogram	85°	
B		82°	
K		55°	
R	圆形 Circle	–	

❶ 形状代号 Shape code

(注)在菱形及平行四边形刀片中，小角为刀尖角。

(Note) the smaller angle is the tool nose angle in rhomb and parallelogram inserts.

代号 code	后角 Clearance angle
A	3°
B	5°
C	7°
D	15°
E	20°
F	25°
G	30°
N	0°
P	11°
O	其他 Other

后角代号 ❷ Clearance angle code

代号 (级) Code (Class)	允差(mm) Allowance(mm) 刀尖高(m) Tool nose height (m)	厚度(s) Thickness(s)	内切圆直径(ϕd) Inscribed circle diameter(ϕd)
A	±0.005	±0.025	±0.025
F	±0.005	±0.025	±0.013
C	±0.013	±0.025	±0.025
H	±0.013	±0.025	±0.013
E	±0.025	±0.025	±0.025
G	±0.025	±0.13	±0.025
J	±0.005	±0.025	±0.005~±0.13
K	±0.013	±0.025	±0.05~±0.13
L	±0.025	±0.025	±0.05~±0.13
M	±0.08~±0.18	±0.13	±0.05~±0.13
N	±0.08~±0.18	±0.025	±0.05~±0.13
U	±0.13~±0.38	±0.13	±0.08~±0.25

❸ 等级代号 Grade code

❶	❷	❸	❹	❺
T	N	M	G	16
C	C	G	T	09

(例) (example)

(例) (example)

❹ 槽・孔代号 Groove・hole code

代号 code	有无孔 With/without hole	孔的形状 Hole shape	断屑槽 Chip breaker groove	形状 shape
N	无 No	–	无 No	
R			单面 Single-sided	
F			双面 Double-sided	
A	有 Yes	圆柱孔 Cylindrical hole	无 No	
M			单面 Single-sided	
G			双面 Double-sided	
W		部分圆柱孔单面 40°~60° Part of the cylindrical hole, single-sided 40°~60°	无 No	
T			单面 Single-sided	
Q		部分圆柱孔双面 40°~60° Part of the cylindrical hole, double-sided 40°~60°	无 No	
U			双面 Double-sided	
B		部分圆柱孔单面 70°~90° Part of the cylindrical hole, single-sided 70°~90°	无 No	
H			单面 Single-sided	
C		部分圆柱孔双面 70°~90° Part of the cylindrical hole, double-sided 70°~90°	无 No	
J			双面 Double-sided	
X			–	

❺ 切削刃长度及内切圆代号 Cutting edge length & inscribed circle code

*	R		S		C		W		T		D		V		K		Inscribed circle diameter 内切圆直径
	code 代号	Dimension 尺寸	code 代号	Dimension 尺寸	code 代号	Dimension 尺寸	code 代号	Dimension 尺寸	code 代号	Dimension 尺寸	code 代号	Dimension 尺寸	code 代号	Dimension 尺寸	code 代号	Dimension 尺寸	
			03	3.97	03	4.0			06	6.9	04	4.8					3.97
			04	4.76	04	4.8			08	8.2	05	5.8	08	8.3			4.76
*05	5	–	–	–	–	–	–	–	–	–	–	–	–	–	–	–	5
		05	5.56	05	5.6	03	3.8	09	9.6	06	6.8					5.56
*06	6	–	–	–	–	–	–	–	–	–	–	–	–	–	–	–	6
		06	6.35	06	6.5	04	4.3	11	11	07	7.8	11	11.2			6.35
		07	7.94	08	8.1	05	5.4	13	13.8	09	9.7					7.94
*08	8	–	–	–	–	–	–	–	–	–	–	–	–	–	–	–	8
09	9.525	09	9.525	09	9.7	06	6.5	16	16.5	11	11.6	16	16.6	16	19.7		9.525
*10	10	–	–	–	–	–	–	–	–	–	–	–	–	–	–		10
*12	12	–	–	–	–	–	–	–	–	–	–	–	–	–	–		12
12	12.7	12	12.7	12	12.9	08	8.7	22	22	15	15.5	22	22.1				12.7
15	15.875	15	15.875	16	16.1	10	10.9	27	27.5	19	19.4						15.875
*16	16	–	–	–	–	–	–	–	–	–	–	–	–	–	–		16
19	19.05	19	19.05	19	19.3	13	13	33	33	23	23.3						19.05
*20	20	–	–	–	–	–	–	–	–	–	–	–	–	–	–		20
		22	22.225	22	22.6			38	38.5	27	27.1						22.225
*25	25	–	–	–	–	–	–	–	–	–	–	–	–	–	–		25
25	25.4	25	25.4	25	25.8			44	44	31	31						25.4
31	31.75	31	31.75	32	32.2			55	55	38	38.8						31.75
*32	32	–	–	–	–	–	–	–	–	–	–	–	–	–	–		32

*型号中有MO的，内切圆直径是公制尺寸。

*The inscribed circle diameter uses the metric system for models with MO.

刀片型号的表示方法 Indicating method of Insert model

●J、K、L、M、N、U级不同形状尺寸的精度

●Dimension precision for different shapes at **J, K, L, M, N** and U grade

刀尖角超过55° 的刀片 Insert with a tool nose angle more than 55° (单位Unit：mm)

标准内切圆 Standard inscribed circle	内切圆直径(ϕd)的允差 Inscribed circle diameter (inscribed circle) allowance J、K、L、M、N (级Grade)	U (级Grade)	刀尖高(m)的允差 Tool nose height (m) allowance J、K、L、M、N (级Grade)	U(级) U (Grade)	适用刀片形状 Applicable insert shape
6.35	±0.05	±0.08	±0.08	±0.13	H T
9.525					
12.7	±0.08	±0.13	±0.13	±0.2	O W
15.875	±0.1	±0.18	±0.15	±0.27	P R
19.05					
25.4	±0.13	±0.25	±0.18	±0.38	S
31.75	±0.15	±0.25	±0.2	±0.38	C,E,M
32					

刀尖角为55°（形状D)、35°（形状V)、25°（形状Y)的M级刀片

M grade insert with a tool nose angle of 55° (D shape),35° (V shape)and 25° (Y shape) (单位：mm) (Unit：mm)

标准内切圆 Standard inscribed circle	内切圆直径(ϕd)的允差 Inscribed circle diameter (inscribed circle) allowance	刀尖高(m)的允差 Tool nose height (m) allowance	适用刀片形状 Applicable insert shape
6.35	±0.05	±0.11	D
9.525			
12.7	±0.08	±0.15	
15.875	±0.1	±0.18	
19.05			
6.35	±0.05	±0.16	V
9.525			Y

●关于刀片的厚度大部分有断屑槽刀片的切削刃低于上表面，在此情况下，在以下各页上的外形尺寸图上所示的厚度，相当于图中的尺寸s。

●For the thickness of the insert, because the cutting edge of most inserts with chip breaker groove is lower than the upper surface, the thickness shown in all outline dimensional drawings on the following pages equals to the size s in the drawings.

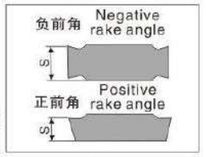

内切圆直径(ϕd)及刀尖高(m) Inscribed circle diameter (ϕd) and tool nose height (m)

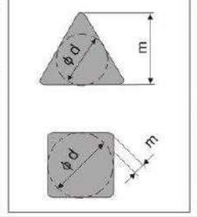

代号 code	厚度(mm) Thickness
X1	1.39
01	1.59
T1	1.79
02	2.38
T2	2.78
03	3.18
T3	3.97
04	4.76
05	5.56
06	6.35
07	7.94
09	9.52

厚度 Thickness

❻ 厚度代号 Thickness code

(例) (example)

❻	❼	❽	❾		❿
04	08			–	TM
T3	04	F	N	–	JS
❻	❼	❽	❾		❿

(任意代号) (Arbitrary code)

(任意代号) (Arbitrary code)

(补充代号) (Supplementary code)

❼ 刀尖圆弧半径代号 Corner arc radius code

代号 code	刀尖圆弧半径r_ε(mm) Corner arc radius r_ε(mm)
00	0.03
02	0.2
04	0.4
08	0.8
12	1.2
16	1.6
20	2.0
24	2.4
28	2.8
32	3.2

❽ 主切削刃形状代号 Principal cutting edge shape code

代号 code	切削刃状态 Cutting edge state	形状 shape
F	锋利刃 Sharp edge	
E	圆弧刃 Arc edge	
W.T	负倒棱角 Negative chamfer angle	
S	复合钝化刃 Composite passivated edge	

❾ 方向代号 direction code

代号 code	方向 Direction
R	右 Right
L	左 Left
N	无 No

N R L

❿ 断屑槽代号 Chip breaker groove code

代号 code	用途 Application	
TM	半精切削、基本选择	Semi finish cutting、Basic choice
HQ	精加工、半精加工	Finishing、Semi finishing
CQ	精加工－半精加工	Finishing to Semi finishing
GS	半精加工～粗加工，不锈钢专用	Semi finishing to roughing, Special for stainless steel
HA	轻合金不锈钢加工	Light alloy stainless steel processing
HS	半精加工、不锈钢专用	Semi finishing、Special for stainless steel
MQ	精加工	Finishing
MA	中等切削、通用槽型	Moderate cutting、Universal groove profile
MS	中等切削、不锈钢、软钢、难切削材料	Moderate cutting、Stainless steel、Soft steel、Hard-to-cut material
PM	半精加工	Semi finishing
PR	中等切削	Moderate cutting

车削 Turning

问题解答 FAQ

刀具损伤 Tool damage	原因 Causes	解决方法 Solutions
前刀面磨损 Crater wear 	◎刀片材质不合适 ◎切削量过大 ◎Unsuitable insert material ◎Excessive cutting amount	◎选择更硬的材质 ◎减小切削量 ◎降低切削速度 ◎Select harder material ◎Reduce cutting amount ◎Reduce cutting speed
破损 Breakage 	◎刀片材质不合适 ◎进给过大 ◎切削刃的强度不足 ◎刀杆刚性不足 ◎Unsuitable insert material ◎Excessive feed ◎Poor cutting edge strength ◎Poor cutter bar rigidity	◎选择韧性更好的材质 ◎减小进给 ◎采用大刃磨刀片或切削刃倒棱处理刀片 ◎选择更大尺寸的刀杆 ◎Select material with better toughness ◎Reduce feed ◎Select an insert with high grinding quality or chamfered edge ◎Select a larger cutter bar
塑性变形 Plastic deformation 	◎刀片材质不合适 ◎切削量过大 ◎切削温度过高 ◎Unsuitable insert material ◎Excessive cutting amount ◎Overtemperature of cutting	◎选择更高强度的材质 ◎减小切削条件 ◎选择导热性大的材质 ◎Select material with higher strength ◎Reduce cutting condition ◎Select material with high thermal conductivity
刃口磨损(后刀面) Flank wear 	◎被加工件硬度相对于刀具过高时 ◎当加工表面硬化的被加工件时 ◎刀片材质不正确 ◎切削速度过高 ◎后角太小 ◎进给太低 ◎Excessive hardness of the machined workpiece compared to the tool ◎When machining a machined workpiece with a hardened surface ◎Incorrect insert material ◎Excessive cutting speed ◎Clearance angle too small ◎Feed speed too low	◎选择更硬的材质 ◎减小切削速度 ◎选择更大后角 ◎增加进给 ◎Select harder material ◎Reduce cutting speed ◎Select a larger clearance angle ◎Increase feed
热龟裂 Thermal cracking 	◎切削温度引起的热胀冷缩 ◎刀片材质不合适 ※特别是铣削加工 ◎Thermal expansion and contraction caused by the cutting temperature ◎Unsuitable insert material ※Especially during milling	◎应采用干切削 ◎(如果要进行湿加工，使用足够的冷却液) ◎选择韧性更强的材质 ◎Adopt dry cutting ◎Use enough coolant for necessary wet cutting. ◎Select material with higher toughness
崩刃 Tipping 	◎刀片材质不合适 ◎进给过大 ◎切削刃强度减小 ◎刀杆刚性不够 ◎Unsuitable insert material ◎Excessive feed ◎Reduced cutting edge strength ◎Poor cutter bar rigidity	◎选择韧性更强的材质 ◎减小进给 ◎采用大刃磨刀片或切削刃倒棱处理刀片 ◎选择更大尺寸的刀杆 ◎Select material with higher toughness ◎Reduce feed ◎Select an insert with high grinding quality or chamfered edge ◎Select a larger cutter bar
切口式磨损 Notch wear 	◎表面硬化的被加工件 ◎由于不好的切屑几何形状产生的摩擦 ◎（产生振动） ◎Surface hardened machined workpiece ◎Friction generated due to bad cutting geometrical shape ◎(Vibration generated)	◎选择更硬的材质 ◎用大前角来提高切屑控制 ◎Select harder material ◎Improve chip control with large rake angle
剥落 Peeling 	◎附着物分离 ◎切屑控制差 ◎Build-up separation ◎Poor cut chip control	◎用大前角来提高切屑控制 ◎应用大尺寸的容屑槽 ◎Improve chip control with large rake angle ◎Apply large chip-hold groove
完全破损 Completely broken 	◎随着磨损的进行，刀片的切削刃的碎裂而无法加工 ◎刀尖全部破裂 ◎With the wear progresses, the cutting edge of the insert cannot proceed machining due to breakage ◎Full tool nose breakage	◎降低进给 ◎减小切深 ◎选择韧性更好的刀片材质 ◎选择更强化型的断屑槽型 ◎选择更厚的刀片 ◎Reduce feed ◎Reduce cutting depth ◎Select insert material with higher toughness ◎Select more enhanced chip breaker groove type ◎Select thicker insert
积屑瘤 Build-up edge 	◎切削速度太低 ◎被加工件材质与刀具易发生反应 ◎Cutting speed too low ◎The material of the machined workpiece easily reacts with the cutting tool	◎增大切削速度 ◎选择具有更大倾斜角的刀片 ◎选择韧性更好的材质 ◎Increase cutting speed ◎Select insert with bigger inclined angle ◎Select material with better toughness

涂层/CVD Coating/CVD

化学涂层 Chemical coating

●车削用 For turning use

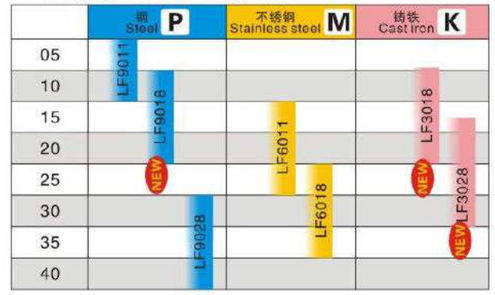

CVD 涂层材质是以硬质合金为基体，用化学涂层（CVD）方法在基体表面上涂上TiCN，Aℓ2O3等厚3~16μm薄膜的CVD涂层材料。由于CVD涂层具有比硬质合金更好的耐磨损性、耐热性、抗氧化性、化学稳定性等特质，因此，CVD涂层刀具使用寿命更长，并且适合高速加工。在主要涂层材质中推广的新表面平滑化技术“Shao Tec”在降低表面的摩擦系数的同时，减轻了微观的应力集中现象，尤其在抗粘着性、耐磨损性、抗崩刃性等方面，大幅提高了刀具材料的性能。

The CVD coating is prepared by taking carbide as the matrix and coating 3-16 μm thick CVD coating materials, such as TiCN and Aℓ2O3 on the matrix surface by the chemical vapor deposition (CVD) method. Because the CVD coating has better such characteristics as wear resistance, heat resistance, oxidation resistance and chemical stability than carbide, the CVD coated cutting tool has long lifetime and is suitable for high speed machining. The new surface leveling technology "Shao Tec" promoted in the main coating materials reduces the phenomenon of microscopic stress concentration, while reducing the surface friction coefficient, especially in adhesiveness resistance, wear resistance and tipping resistance, greatly improving the performance of cutting tool materials.

SHAOTEC

LF9000系列 (series)

钢车削用CVD材质
CVD material for steel milling

凭借致密性强化技术与柱状晶体稳定化技术，LF9011和LF9018能够大幅度降低造成切削刃损伤的主要原因，小崩刃的发生，将寿命的稳定性提高到了极限，是高度可靠的通用材质。再加上新表面平滑化技术“Shao Tec”的采用，实现了寿命稳定性的飞跃性提升。

With the compactness strengthening technology and the columnar crystal stabilizing technology, LF9011 and LF9018 have significantly reduced small tipping, which is the main cause of cutting edge damage with the stability of lifetime improved to the limit, and are highly reliable universal material. Coupled with the application of the new surface leveling technology "Shao Tec", the leap of lifetime stability is realized.



Shao Tec → 抑制粘着提高断排屑性能 Improve chip breaking and discharge performance by inhibiting adhesiveness

等方柱状晶体 TiCN Square columnar crystal TiCN → 即便粗加工也具有稳定的寿命 Have stabile lifetime even in roughing

●特殊烧结技术 ●专用硬质基体 ●Special sintering technology ●Special rigid matrix → 韧性的提高和耐磨损性的稳定化 Improved toughness and stabilized wear resistance

车削用 For turning use

用途 Application	材质Material ISO用分类代号 ISO classification code	基体Matrix 比重 Proportion	硬度 (HRA) Hardness	抗弯强度 (GPa) Flexural strength	涂层Coating 主要成分 Main components	厚度 (μm) Thickness	特征 Characteristics
P 钢 Steel	Shao Tec NEW LF9008	13.9	91.0	2.5	等方柱状晶体TiCN +Aℓ2O3 Square columnar crystal TiCN +Aℓ2O3	16	**钢加工用材质** 由于新表面平滑化技术“Shao Tec”的采用，工具材料的性能大幅度提高。通过使柱状晶体的大小和方向统一化的柱状晶体稳定化技术，抑制涂层的裂纹发展，提高了抗崩刃性。同时，致密性强化技术使涂层的致密性有了令人惊异的改善。 LF9008:兼具耐磨损性与抗崩刃性，适用于广泛的加工领域。 LF9018:在轻型-中等断续加工中，大幅度提高了抗崩刃性，具有稳定的寿命 **Material for steel processing** Due to the application of the new surface leveling technology "Shao Tec", the performance of the tool material is significantly improved. The cracks developed on the coating are inhibited and the tipping resistance is improved by using the columnar crystal stabilizing technology, which unifies the size and orientation of the columnar crystal. At the same time, the compactness strengthening technology makes the coating compactness improved amazingly. LF9008:while maintaining the wear resistance and tipping resistance and it can be widely used in the machining field. LF9018:In light-moderate intermittent machining, the tipping resistance is greatly improved and the lifetime is stable.
	P10-P20						
	Shao Tec NEW LF9018	13.7	90.0	2.6		16	
	P20-P30						
	LF9028	13.5	89.0	2.6	超细柱状晶体TiCN +Aℓ2O3 Ultrafine columnar crystal TiCN+ Aℓ2O3	14	**钢加工用材质** 通过双桥效果可实现良好的覆膜抗剥落性。 LF9028：具有极高抗崩刃性，更适用于强断续切削。 **Material for steel processing** Good coating peeling resistance is achieved through the dual-bridge effect. LF9028：The material has extremely high tipping resistance, and is more suitable for strong intermittent cutting.
	P30-P40						

断屑槽设定形状一览表 Chip breaker shape setting list

一般车削用负(正)前角刀片(有孔)
Negative (positive) turning insert (hole)

断屑槽 chip breaker	C	D	S	T	W	V
负前角 Negative						
	80° 负前角 80° Negative	55° 负前角 55° Negative	90° 负前角 90° Negative	60° 负前角 60° Negativ	80° 负前角 80° Negative	35° 负前角 35° Negative
TM						
HQ						
CQ						
GS						
MA						
MS						
HA						
HS						
PR						
PM						
MS						
无						

断屑槽 chip breaker

车削加工断屑槽 Chip breaker for turning

几何外观 Geometric appearance	切削刃 Cutting edge	应用范围 Application range (进给率Feed rate (mm/rev): 0.04 0.063 0.10 0.16 0.25 0.4 0.63 1.0 1.6 2.5 4.0 6.3; 切深Cutting depth (mm): 0.1 0.16 0.25 0.4 0.63 1.0 1.6 2.5 4.0 6.3 10.0 11.6 13)	特征 Characteristics
H系列 H series HA 		0.03~0.3 0.5~2.5	**轻合金，不锈钢加工** **Light alloy, stainless steel processing** · 锋利切削刃，降低切削阻力 · 主切削刃高强度设计 · 适合加工低碳钢，不锈钢和铝合金 · Sharp cutting edge, reduce cutting resistance · High designed strength of the principal cutting edge · Suitable for low-carbon steel, stainless steel and aluminum alloy machining
H系列 H series HS 		0.1~0.4 1.0~4.0	**不锈钢用半精加工** **Stainless steel semi finishing** · 不锈钢加工独特设计，可提供更长的切削寿命 · 断屑槽切削棱大前角设计，耐磨性得到加强 · Designed uniquely for stainless steel machining with longer cutting lifetime · The cutting edge of the chip breaker groove is designed to have large rake angle, so the wear resistance is enhanced.
G系列 G series GS 		0.15~0.5 1.5~5.5	**不锈钢半精加工粗加工** **Stainless steel semi finishing roughing** · 不锈钢专用断屑槽 · Chip breaker groove special for stainless steel
铝合金加工系列 Aluminum alloy machining series AL 		0.03~0.4 0.1~4.0	**铝合金加工，半精加工** **Aluminum alloy machining, Semi finishing** · 大前角低切削阻力，切削刃确保在铝合金连续车削过程中使用寿命长 · 高速精加工 · Large rake angle and low cutting resistance, the cutting edge is ensured to have long service life during continuous aluminum alloy turning. · High-speed finishing
中切削用 For moderate cutting MA 	刀尖部分 Tool nose part  主切削刃部分 Principal cutting edge part 	0.1~0.5 0.9~4	**碳钢、合金钢中切削用第一推荐断屑槽** **铸铁精加工、轻切削用第二推荐断屑槽** **Use the first recommended chip breaker groove for moderate cutting of carbon steel and alloy steel** **Use the second recommended chip breaker groove for cast iron finishing and light cutting** M级双面断屑槽。 最适合通用领域。 正棱边刃形，切削锋利性高。 M grade double-sided chip breaker groove. Most suitable in general fields. End edge shape with high cutting sharpness.
中切削用 For moderate cutting MS 	刀尖部分 Tool nose part  主切削刃部分 Principal cutting edge part 	0.1~0.5 0.9~4	**不锈钢、软钢、难切削材料中切削用第一推荐断屑槽** **Use the first recommended chip breaker groove for cutting stainless steel, soft steel and hard-to-cut material** M级双面断屑槽 尖锐切削刃，切削锋利性高。 通用性高的全周断屑槽形状。 M grade double-sided chip breaker groove. Sharp cutting edge with high cutting sharpness. Full peripheral chip breaker groove shape with high universality.
铸铁切削用 For cast iron cutting 无 		0.1~0.5 0.9~4	**铸铁准重切削用第一推荐断屑槽** **Use the first recommended chip breaker groove for cast iron near heavy cutting** M级双面刀片断屑槽。(平顶) 刀刃强度高、刀片落位稳定，最适于断续切削等不稳定切削。 M grade double-sided insert chip breaker groove. (flat-top) It has high edge strength and stable insert landing and is most suitable for unstable cutting, such as intermittent cutting.

断屑槽的选择基准（负角刀片）

Selection standard of chip breaker (negative)

几何外观 Geometric appearance	切削刃 Cutting edge	应用范围 Application range (进给率Feed rate (mm/rev): 0.04 0.063 0.10 0.16 0.25 0.4 0.63 1.0 1.6 2.5 4.0 6.3; 切深Cutting depth (mm): 0.1 0.16 0.25 0.4 0.63 1.0 1.6 2.5 4.0 6.3 10.0 11.0 13)	特征 Characteristics
精加工~半精加工 Finishing - Semi finishing CQ 	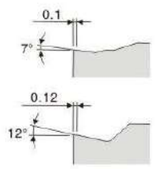	0.15~0.4 0.05~3.0	进行仿形加工等切深不同的加工时，切屑处理良好。亦适用与壁面的提拉加工。 Chip treatment is good when performing machining with different cutting depth, such as profiling. It is also suitable for lifting machining with a wall surface.
精加工 Finishing MQ 	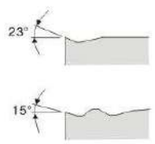	0.05~0.2 0.5~1.5	大前角。低阻力实现良好的切削处理 Large rake angle. Low resistance helps to realize good cutting.
精加工~半精加工 Finishing - Semi finishing MS 	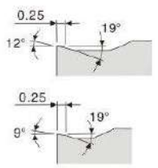	0.1~0.3 0.5~2.0	正角刀刃保证卓越的锋利度及刀尖的强度。也有利于防止工件侧壁对于刀刃的损伤。 Positive angle cutting edge ensures outstanding sharpness and tool nose strength. It also is beneficial to preventing the damage of cutting edge by the workpiece side wall.

材质 Material	特性 characteristic
LF9008	适合于碳钢、合金钢的精加工和半精加工，耐磨性较9018更好 Suitable for finishing and semi finishing of carbon steel and alloy steel with better wear resistance than 9018
LF9018	广泛用于碳钢、合金钢的加工，加工范围较宽，为钢件加工首选 Widely used in carbon steel and alloy steel machining, wide machining range and first choice for steel part machining
LF9028	适合于碳钢、合金钢。在不利条件下的粗加工、重力切削韧性较9018更好 Suitable for carbon steel and alloy steel. Better roughness than 9018 in roughing and gravity cutting under unfavorable conditions.
LF6011	超细合金牌号，配合涂层具有优异的耐磨性，试用于铝合金、铜等有色金属的加工适合于铸铁的半精加工和精加工，也可以用于加工淬硬钢，用于螺纹及切削槽加工甚佳。 Ultrafine alloy designation combined with the coating has excellent wear resistance, is suitable for nonferrous metal machining such as aluminum alloy and copper, semi finishing and finishing of cast iron and also can be used for quenched steel machining and is especially good for thread and cutting groove machining.
LF6018	不锈钢加工专用牌号，超细合金牌号，配合涂层具有优异的韧性和抗粘结磨损性，适用于不锈钢尤其是奥氏体不锈钢的加工。也适用于低速条件下切削耐热合金钢。 Designation special for stainless steel machining, ultrafine alloy designation, combined with the coating, have excellent toughness and anti-caking and wear resistance, suitable for stainless steel machining, especially austenitic stainless steel. Also suitable for cutting heat-resistant alloy steel under low speed condition.
LF3018	刀片具有优质的耐磨性和强韧性，适用普通铁、球墨铸铁和精加工与半精加工 The insert has excellent wear resistance and toughness, and is suitable for finishing and semi finishing of ordinary iron and ductile cast iron.
LF90	金属陶瓷刀具适合加工各种钢件和铸铁件的半精加工和精加工，硬度高；与被加工工件材料的亲和力低，不易产生积屑瘤；化学稳定性好；耐热性，耐磨性好。 Cermet cutter has high hardness and is suitable for semi finishing and finishing of various steel parts and iron casting; It has low affinity with the machined workpiece material and is not susceptible to build-up edge; Chemical stability is good; Heat resistance and wear resistance are good.
K10	切削锋利性与强度的刃口设计，有效减小了切削与前刀面的摩擦阻力的独特槽型设计使之适合于连续和断续铝合金仿形加工 The cutting edge is designed to consider both cutting sharpness and strength. The unique groove profile is designed to effectively reduce the friction between the cutting and the rake face, so that it is more suitable for continuous and intermittent aluminum alloy profiling.

车削刀片(负前角型) Turning insert (negative)

CN□□

菱形有孔 Rhomb with hole

负前角 Negative

80°

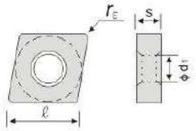

CNMG 12 04 04– □□

- 12: 切削刃长度(ℓ) Cutting edge length
- 04: 厚度(S) Thickness
- 04: 刀尖圆弧半径(r_ε) Corner arc radius
- □□: 断屑槽代号 Chip breaker code

CN□□	0903□□	1204□□	1606□□	1906□□	2509□□
ϕd1(mm)	3.81	5.16	6.35	7.93	9.12

刀片外形 Insert appearance	型号 Model	尺寸 Dimension L	ϕI.C	S	ϕd	r	P LF9008	LF9018	LF9028	LF9218	LF9118	LF918	M LF6008	LF6018	LF6028	LF6118	LF618	K LF3018	LF3028
	CNMG090404-HQ	9.7	9.525	3.18	3.81	0.4	○	○											
	CNMG090408-HQ	9.7	9.525	3.18	3.81	0.8	○	○											
	CNMG120404-HQ	12.9	12.7	4.76	5.16	0.4	▲	▲											
	CNMG120408-HQ	12.9	12.7	4.76	5.16	0.8	▲	▲											
	CNMG120412-HQ	12.9	12.7	4.76	5.16	1.2	○	○											
	CNMG120404-CQ	12.9	12.7	4.76	5.16	0.4	▲	▲											
	CNMG120408-CQ	12.9	12.7	4.76	5.16	0.8	▲	▲											
	CNMG120412-CQ	12.9	12.7	4.76	5.16	1.2	○	○											
	CNMG160608-CQ	16.1	15.875	6.35	6.35	0.8	○	○											
	CNMG160612-CQ	16.1	15.875	6.35	6.35	1.2	○	○											
	CNMG120404-CQ	12.9	12.7	4.76	5.16	0.4				▲									
	CNMG120408-CQ	12.9	12.7	4.76	5.16	0.8				▲									
	CNMG120412-CQ	12.9	12.7	4.76	5.16	1.2				▲									
	CNMG120408-CQ	12.9	12.7	4.76	5.16	0.4					▲								
	CNMG120408-CQ	12.9	12.7	4.76	5.16	0.8					▲								
	CNMG120404-TF	12.9	12.7	4.76	5.16	0.4						▲							
	CNMG120408-TF	12.9	12.7	4.76	5.16	0.8						▲							
	CNMG120404-TM	12.9	12.7	4.76	5.16	0.4	▲	▲											
	CNMG120408-TM	12.9	12.7	4.76	5.16	0.8	▲	▲											
	CNMG120412-TM	12.9	12.7	4.76	5.16	1.2	○	○											
	CNMG120416-TM	12.9	12.7	4.76	5.16	1.6	○	○											
	CNMG160612-TM	16.1	15.875	6.35	6.35	1.2	○	○											
	CNMG190608-TM	19.3	19.05	6.35	7.94	0.8	○	○											
	CNMG190612-TM	19.3	19.05	6.35	7.94	1.2	○	○											

Finishing - Semi finishing 精加工~半精加工

Semi finishing 半精切削

产品库存 Product stock ▲ 主推牌号备库存 Main grade reserve stock ○ 按订单生产 Make-to-order

车削刀片(负前角型) Turning insert (negative)

CN□□

菱形有孔 Rhomb with hole
负前角 Negative

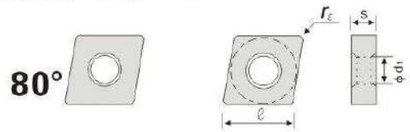

CNMG 12 04 04– □□

切削刃长度(ℓ) Cutting edge length · 厚度(S) Thickness · 刀尖圆弧半径(r_ε) Corner arc radius · 断屑槽代号 Chip breaker code

CN□□	0903□□	1204□□	1606□□	1906□□	2509□□
ϕd1(mm)	3.81	5.16	6.35	7.93	9.12

刀片外形 Insert appearance		型号 Model	尺寸 Dimension L	ϕI.C	S	ϕd	r	P LF9008	LF9018	LF9028	LF9218	LF9118	LF918	M LF6008	LF6018	LF6028	LF6118	LF618	K LF3018	LF3028
Semi finishing 半精切削		CNMG120404-TM	12.9	12.7	4.76	5.16	0.4				▲									
		CNMG120408-TM	12.9	12.7	4.76	5.16	0.8				▲									
		CNMG120412-TM	12.9	12.7	4.76	5.16	1.2				▲									
		CNMG120404-TM	12.9	12.7	4.76	5.16	0.4					▲								
		CNMG120408-TM	12.9	12.7	4.76	5.16	0.8					▲								
		CNMG160404-TM	16.1	15.875	6.35	6.35	0.4					▲								
		CNMG160408-TM	16.1	15.875	6.35	6.35	0.8					▲								
Moderate 中等切削		CNMG160608-ZS	16.1	15.875	6.35	6.35	0.8				▲									
		CNMG160612-ZS	16.1	15.875	6.35	6.35	1.2				▲									
		CNMG160616-ZS	16.1	15.875	6.35	6.35	1.6				○									
		CNMG120404-PR	12.9	12.7	4.76	5.16	0.4	▲	▲											
		CNMG120408-PR	12.9	12.7	4.76	5.16	0.8	▲	▲											
		CNMG120412-PR	12.9	12.7	4.76	5.16	1.2	▲	▲											
Semi finishing 半精加工		CNMG120404-PM	12.9	12.7	4.76	5.16	0.4	▲	▲											
		CNMG120408-PM	12.9	12.7	4.76	5.16	0.8	▲	▲											
		CNMG120412-PM	12.9	12.7	4.76	5.16	1.2	▲	▲											
Finishing 精切削		CNMG120404-MQ	12.9	12.7	4.76	5.16	0.4									▲				
		CNMG120408-MQ	12.9	12.7	4.76	5.16	0.8									▲				
Finishing-Semi finishing 精加工~半精加工		CNMG120404-MM	12.9	12.7	4.76	5.16	0.4									▲				
		CNMG120408-MM	12.9	12.7	4.76	5.16	0.8									▲				
		CNMG120404-HA	12.9	12.7	4.76	5.16	0.4							▲	▲	▲				
		CNMG120408-HA	12.9	12.7	4.76	5.16	0.8							▲	▲	▲				
		CNMG120412-HA	12.9	12.7	4.76	5.16	1.2							○	○	○				

产品库存 Product stock ▲ 主推牌号备库存 Main grade reserve stock ○ 按订单生产 Make-to-order

车削刀片(负前角型) Turning insert (negative)

CN□□

菱形有孔 Rhomb with hole
负前角 Negative

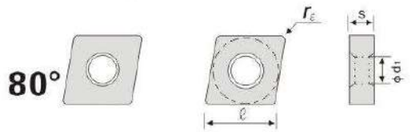

CNMG 12 04 04– □□

切削刃长度(ℓ) Cutting edge length · 厚度(S) Thickness · 刀尖圆弧半径(r_ε) Corner arc radius · 断屑槽代号 Chip breaker code

CN□□	0903□□	1204□□	1606□□	1906□□	2509□□
ϕd1(mm)	3.81	5.16	6.35	7.93	9.12

刀片外形 Insert appearance		型号 Model	尺寸 Dimension L	ϕI.C	S	ϕd	r	P LF9008	LF9018	LF9028	LF9028	LF9118	LF918	M LF6008	LF6018	LF6028	LF6118	LF618	K LF3018	LF3028
Semi finishing-roughing 半精加工~粗加工		CNMG120404-GS	12.9	12.7	4.76	5.16	0.4							▲	▲					
		CNMG120408-GS	12.9	12.7	4.76	5.16	0.8							▲	▲					
		CNMG120412-GS	12.9	12.7	4.76	5.16	1.2							○	○					
		CNMG160608-GS	16.1	15.875	6.35	6.35	0.8							○	○					
		CNMG160612-GS	16.1	15.875	6.35	6.35	1.2							○	○					
		CNMG190612-GS	19.3	19.05	6.35	7.94	1.2							○	○					
		CNMG190616-GS	19.3	19.05	6.35	7.94	1.6							○	○					
Semi finishing 半精加工		CNMG120404-HS	12.9	12.7	4.76	5.16	0.4							▲	▲					
		CNMG120408-HS	12.9	12.7	4.76	5.16	0.8							▲	▲					
		CNMG120412-HS	12.9	12.7	4.76	5.16	1.2							○	○					
		CNMG160612-HS	16.1	15.875	6.35	6.35	1.2							○	○					
		CNMG160616-HS	16.1	15.875	6.35	6.35	1.6							○	○					
		CNMG190612-HS	19.3	19.05	6.35	7.94	1.2							○	○					
		CNMG190616-HS	19.3	19.05	6.35	7.94	1.6							○	○					
		CNMG120404-HS	12.9	12.7	4.76	5.16	0.4									▲				
		CNMG120408-HS	12.9	12.7	4.76	5.16	0.8									▲				
Moderate 中等切削		CNMG120404-MA	12.9	12.7	4.76	5.16	0.4							▲	▲					
		CNMG120408-MA	12.9	12.7	4.76	5.16	0.8							▲	▲					
		CNMG120412-MA	12.9	12.7	4.76	5.16	1.2							○	○					
		CNMG120416-MA	12.9	12.7	4.76	5.16	1.6							○	○					
		CNMG160608-MA	16.1	15.875	6.35	6.35	0.8							○	○					
		CNMG160612-MA	16.1	15.875	6.35	6.35	1.2							○	○					
		CNMG160616-MA	16.1	15.875	6.35	6.35	1.6							○	○					
		CNMG190612-MA	19.3	19.05	6.35	7.94	1.2							○	○					
		CNMG190616-MA	19.3	19.05	6.35	7.94	1.6							○	○					
		CNMG120404-MA	12.9	12.7	4.76	5.16	0.4									▲				
		CNMG120408-MA	12.9	12.7	4.76	5.16	0.8									▲				

产品库存 Product stock ▲ 主推牌号备库存 Main grade reserve stock ○ 按订单生产 Make-to-order

车削刀片(负前角型) Turning insert (negative)

CN□□

菱形有孔 Rhomb with hole
负前角 Negative

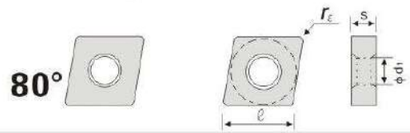

CNMG 12 04 04– □□

切削刃长度(ℓ) Cutting edge length · 厚度(S) Thickness · 刀尖圆弧半径(r_ε) Corner arc radius · 断屑槽代号 Chip breaker code

CN□□	0903□□	1204□□	1606□□	1906□□	2509□□
ϕd1(mm)	3.81	5.16	6.35	7.93	9.12

刀片外形 Insert appearance	型号 Model	尺寸 Dimension L	ϕI.C	S	ϕd	r	P LF9008	LF9018	LF9028	LF9218	LF9118	LF918	M LF6008	LF6018	LF6028	LF6118	LF618	K LF3018	LF3028
	CNMG120408-MS	12.9	12.7	4.76	5.16	0.8										▲			
																▲			
 Moderate 中等切削	CNMG09T304-MS	9.7	9.525	3.18	3.81	0.4							○	○					
	CNMG09T308-MS	9.7	9.525	3.18	3.81	0.8							○	○					
	CNMG120404-MS	12.9	12.7	4.76	5.16	0.4							▲	▲					
	CNMG120408-MS	12.9	12.7	4.76	5.16	0.8							▲	▲					
	CNMG120412-MS	12.9	12.7	4.76	5.16	1.2							○	○					
	CNMG160608-MS	16.1	15.875	6.35	6.35	0.8							○	○					
	CNMG160612-MS	16.1	15.875	6.35	6.35	1.2							○	○					
	CNMG160616-MS	16.1	15.875	6.35	6.35	1.6							○	○					
	CNMG190612-MS	19.3	19.05	6.35	7.94	1.2							○	○					
	CNMG190616-MS	19.3	19.05	6.35	5.16	1.6							○	○					
	CNMG120404-MS	12.9	12.7	4.76	5.16	0.4												▲	
	CNMG120408-MS	12.9	12.7	4.76	5.16	0.8												▲	
	CNMG120412-MS	12.9	12.7	4.76	5.16	1.2												▲	
	CNMG120404	12.9	12.7	4.76	5.16	0.4												▲	
	CNMG120408	12.9	12.7	4.76	5.16	0.8												▲	
	CNMG120412	12.9	12.7	4.76	5.16	1.2												▲	

产品库存 Product stock ▲ 主推牌号备库存 Main grade reserve stock ○ 按订单生产 Make-to-order

车削刀片(负前角型) Turning insert (negative)

DN□□

菱形有孔 Rhomb with hole
负前角 Negative

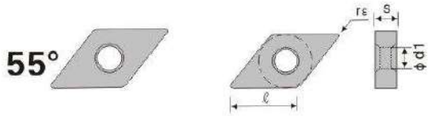

DNMG 15 04 04– □□

切削刃长度(ℓ) Cutting edge length · 厚度(S) Thickness · 刀尖圆弧半径(r_ε) Corner arc radius · 断屑槽代号 Chip breaker code

DN□□	1104□□	1504□□	1506□□
ϕd1(mm)	3.81	5.16	5.16

刀片外形 Insert appearance	型号 Model	尺寸 Dimension L	ϕI.C	S	ϕd	r	P LF9008	LF9018	LF9028	LF9218	LF9118	LF918	M LF6008	LF6018	LF6028	LF6118	LF618	K LF3018	LF3028
 Finishing-Semi finishing 精加工-半精加工	DNMG110402-HQ	11.6	9.525	4.76	3.81	0.2	○	○											
	DNMG150404-HQ	15.5	12.7	4.76	5.16	0.4	▲	▲											
	DNMG150408-HQ	15.5	12.7	4.76	5.16	0.8	▲	▲											
	DNMG150412-HQ	15.5	12.7	4.76	5.16	1.2	▲	▲											
	DNMG150604-HQ	15.5	12.7	6.35	5.16	0.4	○	○											
	DNMG150608-HQ	15.5	12.7	6.35	5.16	0.8	○	○											
	DNMG150612-CQ	15.5	12.7	6.35	5.16	1.2	○	○											
	DNMG150404-CQ	15.5	12.7	4.76	5.16	0.4	▲	▲											
	DNMG150408-CQ	15.5	12.7	4.76	5.16	0.8	▲	▲											
	DNMG150412-CQ	15.5	12.7	4.76	5.16	1.2	○	○											
	DNMG150604-CQ	15.5	12.7	6.35	5.16	0.4	○	○											
	DNMG150608-CQ	15.5	12.7	6.35	5.16	0.8	○	○											
	DNMG150612-CQ	15.5	12.7	6.35	5.16	1.2													
 Semi finishing 半精切削	DNMG150404-TM	15.5	12.7	4.76	5.16	0.4	▲	▲											
	DNMG150408-TM	15.5	12.7	4.76	5.16	0.8	▲	▲											
	DNMG150412-TM	15.5	12.7	4.76	5.16	1.2	▲	▲											
	DNMG150416-TM	15.5	12.7	4.76	5.16	1.6	○	○											
	DNMG150604-TM	15.5	12.7	6.35	5.16	0.4	▲	▲											
	DNMG150608-TM	15.5	12.7	6.35	5.16	0.8	▲	▲											
	DNMG150612-TM	15.5	12.7	6.35	5.16	1.2	▲	▲											
	DNMG150616-TM	15.5	12.7	6.35	5.16	1.6	○	○											
	DNMG150404-TM	12.9	12.7	4.76	5.16	0.4				▲									
	DNMG150408-TM	12.9	12.7	4.76	5.16	0.8				▲									
 Semi finishing 半精加工	DNMG150604-PM	15.5	12.7	4.76	5.16	0.4		▲	▲		▲								
	DNMG150608-PM	15.5	12.7	4.76	5.16	0.8		▲	▲		▲								
	DNMG150612-PM	15.5	12.7	4.76	5.16	1.2		○	○		○								

产品库存 Product stock ▲ 主推牌号备库存 Main grade reserve stock ○ 按订单生产 Make-to-order

车削刀片(负前角型) Turning insert (negative)

DN□□

菱形有孔 Rhomb with hole
负前角 Negative

55°

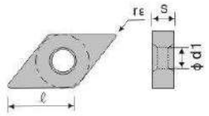

DNMG 15 04 04–□□

切削刃长度(ℓ) Cutting edge length — 厚度(S) Thickness — 刀尖圆弧半径(r_ε) Corner arc radius — 断屑槽代号 Chip breaker code

DN□□	1104□□	1504□□	1506□□
ϕd1(mm)	3.81	5.16	5.16

刀片外形 Insert appearance		型号 Model	尺寸 Dimension L	ϕI.C	S	ϕd	r	P LF9008	LF9018	LF9028	LF9218	LF9118	LF918	M LF6008	LF6018	LF6028	LF6118	LF618	K LF3018	LF3028
Moderate 中等切削		DNMG150404-PM	12.9	12.7	4.76	5.16	0.4				▲									
		DNMG150408-PM	12.9	12.7	4.76	5.16	0.8				▲									
		DNMG150404-PR	15.5	12.7	4.76	5.16	0.4	▲	▲											
		DNMG150408-PR	15.5	12.7	4.76	5.16	0.8	▲	▲											
		DNMG150412-PR	15.5	12.7	4.76	5.16	1.2	▲	▲											
Finishing-Semi finishing 精加工~半精加工		DNMG150404-HA	15.5	12.7	4.76	5.16	0.4							▲	▲					
		DNMG150408-HA	15.5	12.7	4.76	5.16	0.8							▲	▲					
		DNMG150604-HA	15.5	12.7	6.35	5.16	0.4							○	○					
		DNMG150608-HA	15.5	12.7	6.35	5.16	0.8							○	○					
Semi finishing-roughing 半精加工~粗加工		DNMG150404-GS	15.5	12.7	4.76	5.16	0.4							▲	▲					
		DNMG150408-GS	15.5	12.7	4.76	5.16	0.8							▲	▲					
		DNMG150412-GS	15.5	12.7	4.76	5.16	1.2							▲	▲					
		DNMG150604-GS	15.5	12.7	6.35	5.16	0.4							○	○					
		DNMG150608-GS	15.5	12.7	6.35	5.16	0.8							○	○					
		DNMG150612-GS	15.5	12.7	6.35	5.16	1.2							○	○					
Semi finishing 半精加工		DNMG150404-HS	15.5	12.7	4.76	5.16	0.4							▲	▲					
		DNMG150408-HS	15.5	12.7	4.76	5.16	0.8							▲	▲					
		DNMG150412-HS	15.5	12.7	4.76	5.16	1.2							○	○					
		DNMG150604-HS	15.5	12.7	6.35	5.16	0.4							○	○					
		DNMG150608-HS	15.5	12.7	6.35	5.16	0.8							○	○					
		DNMG150612-HS	15.5	12.7	6.35	5.16	1.2							○	○					

产品库存 Product stock ▲ 主推牌号备库存 Main grade reserve stock ○ 按订单生产 Make-to-order

车削刀片(负前角型) Turning insert (negative)

DN□□

菱形有孔 Rhomb with hole
负前角 Negative

55°

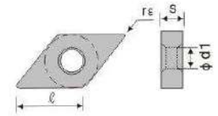

DNMG 15 04 04–□□

切削刃长度(ℓ) Cutting edge length — 厚度(S) Thickness — 刀尖圆弧半径(r_ε) Corner arc radius — 断屑槽代号 Chip breaker code

DN□□	1104□□	1504□□	1506□□
ϕd1(mm)	3.81	5.16	5.16

刀片外形 Insert appearance		型号 Model	尺寸 Dimension L	ϕI.C	S	ϕd	r	P LF9008	LF9018	LF9028	LF9218	LF9118	LF918	M LF6008	LF6018	LF6028	LF6118	LF618	K LF3018	LF3028
Moderate 中等切削		DNMG110412-MA	11.6	9.525	4.76	3.81	1.2							○	○					
		DNMG150404-MA	15.5	12.7	4.76	5.16	0.4							▲	▲					
		DNMG150408-MA	15.5	12.7	4.76	5.16	0.8							▲	▲					
		DNMG150412-MA	15.5	12.7	4.76	5.16	1.2							▲	▲					
		DNMG150604-MA	15.5	12.7	6.35	5.16	0.4							○	○					
		DNMG150608-MA	15.5	12.7	6.35	5.16	0.8							○	○					
		DNMG150612-MA	15.5	12.7	6.35	5.16	1.2							○	○					
		DNMG150616-MA	15.5	12.7	6.35	5.16	1.6							○	○					
		DNMG150404-MS	15.5	12.7	4.76	5.16	0.4							▲	▲					
		DNMG150408-MS	15.5	12.7	4.76	5.16	0.8							▲	▲					
		DNMG150412-MS	15.5	12.7	4.76	5.16	1.2							▲	▲					
		DNMG150604-MS	15.5	12.7	6.35	5.16	0.4							○	○					
		DNMG150608-MS	15.5	12.7	6.35	5.16	0.8							○	○					
		DNMG150612-MS	15.5	12.7	6.35	5.16	1.2							○	○					
		DNMG150404-MS	15.5	12.7	4.76	5.16	0.4												▲	
		DNMG150408-MS	15.5	12.7	4.76	5.16	0.8												▲	
		DNMG150412-MS	15.5	12.7	4.76	5.16	1.2												▲	
		DNMG150404	15.5	12.7	4.76	5.16	0.4												▲	
		DNMG150408	15.5	12.7	4.76	5.16	0.8												▲	
		DNMG150412	15.5	12.7	4.76	5.16	1.2												○	
		DNMG150604	15.5	12.7	6.35	5.16	0.4												▲	
		DNMG150608	15.5	12.7	6.35	5.16	0.8												▲	
		DNMG150612	15.5	12.7	6.35	5.16	1.2												○	

产品库存 Product stock ▲ 主推牌号备库存 Main grade reserve stock ○ 按订单生产 Make-to-order

车削刀片(负前角型) Turning insert (negative)

SN□□

正方形有孔 Square with hole
负前角 Negative

90°

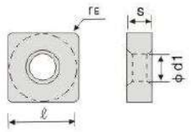

SNMG 12 04 04– □□

切削刃长度(ℓ) Cutting edge length · 厚度(S) Thickness · 刀尖圆弧半径(r_ε) Corner arc radius · 断屑槽代号 Chip breaker code

SN□□	0903□□	1204□□	1506□□	1906□□	2507(09)□□	3109□□
ϕd1(mm)	3.81	5.16	6.35	7.93	9.12	8.80

刀片外形 Insert appearance	型号 Model	尺寸 Dimension L	ϕI.C	S	ϕd	r	P LF9008	LF9018	LF9028	LF9218	LF9118	LF918	M LF6008	LF6018	LF6028	LF6118	LF618	K LF3018	LF3028
	SNMG090304-TM	9.525	9.525	3.18	3.81	0.4	○	○											
	SNMG090308-TM	9.525	9.525	3.18	3.81	0.8	○	○											
	SNMG120404-TM	12.7	12.7	4.76	5.16	0.4	▲	▲											
	SNMG120408-TM	12.7	12.7	4.76	5.16	0.8	▲	▲											
	SNMG120412-TM	12.7	12.7	4.76	5.16	1.2	▲	▲											
	SNMG120416-TM	12.7	12.7	4.76	5.16	1.6	○	○											
	SNMG150608-TM	15.9	15.9	6.35	6.35	0.8	○	○											
	SNMG150612-TM	15.9	15.9	6.35	6.35	1.2	○	○											
	SNMG190608-TM	19.1	19.1	6.35	7.94	0.8	○	○											
	SNMG190612-TM	19.1	19.1	6.35	7.94	1.2	○	○											
	SNMG120404-TM	12.7	12.7	4.76	5.16	0.4				▲									
	SNMG120408-TM	12.7	12.7	4.76	5.16	0.8				▲									
	SNMG120412-TM	12.7	12.7	4.76	5.16	1.2				○									
	SNMG120404L-S	12.9	12.7	4.76	5.16	0.4				▲									
	SNMG120408L-S	12.9	12.7	4.76	5.16	0.8				▲									
	SNMG120412L-S	12.9	12.7	4.76	5.16	1.2				▲									
	SNMG120404R-S	12.7	12.7	4.76	5.16	0.4				▲									
	SNMG120408R-S	12.7	12.7	4.76	5.16	0.8				▲									
	SNMG120412R-S	12.7	12.7	4.76	5.16	1.2				▲									
	SNMG120408L-S	12.7	12.7	4.76	5.16	0.8					▲								
	SNMG120408R-S	12.7	12.7	4.76	5.16	0.8					▲								

Semi finishing 半精切削

产品库存 Product stock ▲ 主推牌号备库存 Main grade reserve stock ○ 按订单生产 Make-to-order

车削刀片(负前角型) Turning insert (negative)

SN□□

正方形有孔 Square with hole
负前角 Negative

90°

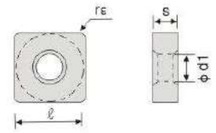

SNMG 12 04 04– □□

切削刃长度(ℓ) Cutting edge length · 厚度(S) Thickness · 刀尖圆弧半径(r_ε) Corner arc radius · 断屑槽代号 Chip breaker code

SN□□	0903□□	1204□□	1506□□	1906□□	2507(09)□□	3109□□
ϕd1(mm)	3.81	5.16	6.35	7.93	9.12	8.80

刀片外形 Insert appearance	型号 Model	尺寸 Dimension L	ϕI.C	S	ϕd	r	P LF9008	LF9018	LF9028	LF9218	LF9118	LF918	M LF6008	LF6018	LF6028	LF6118	LF618	K LF3018	LF3028
Semi finishing 半精加工 	SNMG120404-PM	12.7	12.7	4.76	5.16	0.4	▲	▲											
	SNMG120408-PM	12.7	12.7	4.76	5.16	0.8	▲	▲											
	SNMG120412-PM	12.7	12.7	4.76	5.16	1.2	▲	▲											
Moderate 中等切削 	SNMG120404-PR	12.7	12.7	4.76	5.16	0.4	▲	▲											
	SNMG120408-PR	12.7	12.7	4.76	5.16	0.8	▲	▲											
	SNMG120412-PR	12.7	12.7	4.76	5.16	1.2	▲	▲											
Finishing-Semi finishing 精加工-半精加工 	SNMG120404-HA	12.7	12.7	4.76	5.16	0.4							▲	▲					
	SNMG120408-HA	12.7	12.7	4.76	5.16	0.8							▲	▲					
	SNMG120412-HA	12.7	12.7	4.76	5.16	1.2							○	○					
Semi finishing 半精加工 	SNMG090304-HS	9.525	9.525	3.18	3.81	0.4							○	○					
	SNMG090308-HS	9.525	9.525	3.18	3.81	0.8							○	○					
	SNMG120404-HS	12.7	12.7	4.76	5.16	0.4							▲	▲					
	SNMG120408-HS	12.7	12.7	4.76	5.16	0.8							▲	▲					
	SNMG120412-HS	12.7	12.7	4.76	5.16	1.2							○	○					
	SNMG150612-HS	15.9	15.9	6.35	6.35	1.2							○	○					
	SNMG150616-HS	15.9	15.9	6.35	6.35	1.6							○	○					
	SNMG190612-HS	19.1	19.1	6.35	7.94	1.2							○	○					
	SNMG190616-HS	19.1	19.1	6.35	7.94	1.6							○	○					
Semi finishing 半精切削 	SNMG120404L-S	12.7	12.7	4.76	5.16	0.4							▲	▲					
	SNMG120408L-S	12.7	12.7	4.76	5.16	0.8							▲	▲					
	SNMG120412L-S	12.7	12.7	4.76	5.16	1.2							▲	▲					
	SNMG120404R-S	12.7	12.7	4.76	5.16	0.4							▲	▲					
	SNMG120408R-S	12.7	12.7	4.76	5.16	0.8							▲	▲					
	SNMG120412R-S	12.7	12.7	4.76	5.16	1.2							▲	▲					

产品库存 Product stock ▲ 主推牌号备库存 Main grade reserve stock ○ 按订单生产 Make-to-order

车削刀片(负前角型) Turning insert (negative)

SN□□

正方形有孔 Square with hole
负前角 Negative

90°

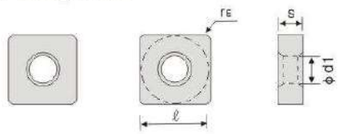

SNMG 12 04 04– □□

- 12: 切削刃长度(ℓ) Cutting edge length
- 04: 厚度(S) Thickness
- 04: 刀尖圆弧半径(r_ε) Corner arc radius
- □□: 断屑槽代号 Chip breaker code

SN□□	0903□□	1204□□	1506□□	1906□□	2507(09)□□	3109□□
ϕd1(mm)	3.81	5.16	6.35	7.93	9.12	8.80

刀片外形 Insert appearance	型号 Model	尺寸 Dimension L	ϕI.C	S	ϕd	r	P LF9008	LF9018	LF9028	LF9218	LF9118	LF918	M LF6008	LF6018	LF6028	LF6118	LF618	K LF3018	LF3028
半精加工~粗加工 Semi finishing~roughing	SNMG120404-GS	12.7	12.7	4.76	5.16	0.4							▲	▲					
	SNMG120408-GS	12.7	12.7	4.76	5.16	0.8							▲	▲					
	SNMG120412-GS	12.7	12.7	4.76	5.16	1.2							▲	▲					
	SNMG120416-GS	12.7	12.7	4.76	5.16	1.6							○	○					
	SNMG190612-GS	19.1	19.1	6.35	7.94	1.2							○	○					
精加工~半精加工 Finishing~Semi finishing	SNMG120404-MM	12.7	12.7	4.76	5.16	0.4										▲			
	SNMG120408-MM	12.7	12.7	4.76	5.16	0.8										▲			
	SNMG120404-MA	12.7	12.7	4.76	5.16	0.4										▲			
	SNMG120408-MA	12.7	12.7	4.76	5.16	0.8										▲			
	SNMG120404-MA	12.7	12.7	4.76	5.16	0.4										▲			
	SNMG120408-MA	12.7	12.7	4.76	5.16	0.8										▲			
中等切削 Moderate	SNMG120404-MA	12.7	12.7	4.76	5.16	0.4							▲	▲					
	SNMG120408-MA	12.7	12.7	4.76	5.16	0.8							▲	▲					
	SNMG120412-MA	12.7	12.7	4.76	5.16	1.2							▲	▲					
	SNMG120416-MA	12.7	12.7	4.76	5.16	1.6							○	○					
	SNMG150608-MA	15.9	15.9	6.35	6.35	0.8							○	○					
	SNMG150612-MA	15.9	15.9	6.35	6.35	1.2							○	○					
	SNMG150616-MA	15.9	15.9	6.35	6.35	1.6							○	○					
	SNMG190612-MA	19.1	19.1	6.35	7.94	1.2							○	○					
	SNMG190616-MA	19.1	19.1	6.35	7.94	1.6							○	○					
	SNMG120404-MS	12.7	12.7	4.76	5.16	0.4										▲			
	SNMG120408-MS	12.7	12.7	4.76	5.16	0.8										▲			

产品库存 Product stock ▲ 主推牌号备库存 Main grade reserve stock ○ 按订单生产 Make-to-order

车削刀片(负前角型) Turning insert (negative)

SN□□

正方形有孔 Square with hole
负前角 Negative

90°

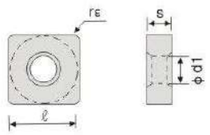

SNMG 12 04 04– □□

- 12: 切削刃长度(ℓ) Cutting edge length
- 04: 厚度(S) Thickness
- 04: 刀尖圆弧半径(r_ε) Corner arc radius
- □□: 断屑槽代号 Chip breaker code

SN□□	0903□□	1204□□	1506□□	1906□□	2507(09)□□	3109□□
ϕd1(mm)	3.81	5.16	6.35	7.93	9.12	8.80

刀片外形 Insert appearance	型号 Model	尺寸 Dimension L	ϕI.C	S	ϕd	r	P LF9008	LF9018	LF9028	LF9218	LF9118	LF918	M LF6008	LF6018	LF6028	LF6118	LF618	K LF3018	LF3028
中等切削 Moderate	SNMG120404-MS	12.7	12.7	4.76	5.16	0.4							▲	▲					
	SNMG120408-MS	12.7	12.7	4.76	5.16	0.8							▲	▲					
	SNMG120412-MS	12.7	12.7	4.76	5.16	1.2							▲	▲					
	SNMG120416-MS	12.7	12.7	4.76	5.16	1.6							○	○					
	SNMG090304-MS	9.525	9.525	3.18	3.81	0.4							○	○					
	SNMG090308-MS	9.525	9.525	3.18	3.81	0.8							○	○					
	SNMG120404-MS	12.7	12.7	4.76	5.16	0.4							▲	▲					
	SNMG120408-MS	12.7	12.7	4.76	5.16	0.8							▲	▲					
	SNMG120412-MS	12.7	12.7	4.76	5.16	1.2							▲	▲					
	SNMG120416-MS	12.7	12.7	4.76	5.16	1.6							○	○					
	SNMG150612-MS	15.9	15.9	6.35	6.35	1.2							○	○					
	SNMG150616-MS	15.9	15.9	6.35	6.35	1.6							○	○					
	SNMG190616-MS	19.1	19.1	6.35	7.94	1.6							○	○					
	SNMG120404-MS	12.7	12.7	4.76	5.16	0.4												▲	
	SNMG120408-MS	12.7	12.7	4.76	5.16	0.8												▲	
	SNMG120412-MS	12.7	12.7	4.76	5.16	1.2												▲	
	SNMG120404	12.7	12.7	4.76	5.16	0.4												▲	
	SNMG120408	12.7	12.7	4.76	5.16	0.8												▲	
	SNMG120412	12.7	12.7	4.76	5.16	1.2												▲	

产品库存 Product stock ▲ 主推牌号备库存 Main grade reserve stock ○ 按订单生产 Make-to-order

车削刀片(负前角型) Turning insert (negative)

TN□□

三角形有孔 Triangle with hole
负前角 Negative

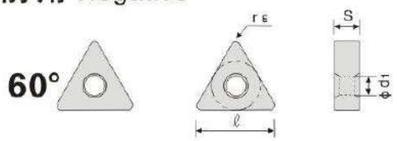

TNMG 16 04 04–□□

切削刃长度(ℓ) Cutting edge length · 厚度(S) Thickness · 刀尖圆弧半径(r_ε) Corner arc radius · 断屑槽代号 Chip breaker code

TN□□	1103□□	1603□□	1604□□	2204□□
ϕd1(mm)	2.26	3.81	3.81	5.16

刀片外形 Insert appearance	型号 Model	尺寸 Dimension L	ϕI.C	S	ϕd	r	P LF9008	LF9018	LF9028	LF9218	LF9118	LF918	M LF6008	LF6018	LF6028	LF6118	LF618	K LF3018	LF3028
	TNMG110404-HQ	11	6.35	4.76	2.26	0.4	○	○											
	TNMG110408-HQ	11	6.35	4.76	2.26	0.8	○	○											
	TNMG160404-HQ	16.5	9.525	4.76	3.81	0.4	▲	▲											
	TNMG160408-HQ	16.5	9.525	4.76	3.81	0.8	▲	▲											
	TNMG160412-HQ	16.5	9.525	4.76	3.81	1.2	○	○											
	TNMG110404-HQ	11	6.35	4.76	2.26	0.4				▲									
	TNMG110408-HQ	11	6.35	4.76	2.26	0.8				▲									
	TNMG160404-HQ	16.5	9.525	4.76	3.81	0.4					▲								
	TNMG160408-HQ	16.5	9.525	4.76	3.81	0.8					▲								
	TNMG160404-CQ	16.5	9.525	4.76	3.81	0.4				▲									
	TNMG160408-CQ	16.5	9.525	4.76	3.81	0.8				▲									
	TNMG160412-CQ	16.5	9.525	4.76	3.81	1.2				○									
	TNMG160404-CQ	16.5	9.525	4.76	3.81	0.4	▲	▲											
	TNMG160408-CQ	16.5	9.525	4.76	3.81	0.8	▲	▲											
	TNMG160412-CQ	16.5	9.525	4.76	3.81	1.2	○	○											
	TNMG220408-CQ	22	12.7	4.76	5.16	0.8	○	○											
	TNMG220412-CQ	22	12.7	4.76	5.16	1.2	○	○											
	TNMG160404-CQ	16.5	9.525	4.76	3.81	0.4					▲								
	TNMG160408-CQ	16.5	9.525	4.76	3.81	0.8					▲								

Finishing- Semi finishing 精加工-半精加工

产品库存 Product stock ▲ 主推牌号备库存 Main grade reserve stock ○ 按订单生产 Make-to-order

车削刀片(负前角型) Turning insert (negative)

TN□□

三角形有孔 Triangle with hole
负前角 Negative

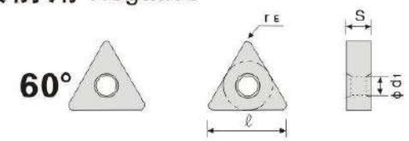

TNMG 16 04 04–□□

切削刃长度(ℓ) Cutting edge length · 厚度(S) Thickness · 刀尖圆弧半径(r_ε) Corner arc radius · 断屑槽代号 Chip breaker code

TN□□	1103□□	1603□□	1604□□	2204□□
ϕd1(mm)	2.26	3.81	3.81	5.16

刀片外形 Insert appearance	型号 Model	尺寸 Dimension L	ϕI.C	S	ϕd	r	P LF9008	LF9018	LF9028	LF9218	LF9118	LF918	M LF6008	LF6018	LF6028	LF6118	LF618	K LF3018	LF3028
	TNMG160404-TM	16.5	9.525	4.76	3.81	0.4	▲	▲											
	TNMG160408-TM	16.5	9.525	4.76	3.81	0.8	▲	▲											
	TNMG160412-TM	16.5	9.525	4.76	3.81	1.2	▲	▲											
	TNMG220408-TM	22	12.7	4.76	5.16	0.8	○	○											
	TNMG220412-TM	22	12.7	4.76	5.16	1.2	○	○											
	TNMG220416-TM	22	12.7	4.76	5.16	1.6	○	○											
	TNMG160404-TM	16.5	9.525	4.76	3.81	0.4					▲								
	TNMG160408-TM	16.5	9.525	4.76	3.81	0.8					▲								
	TNMG160404-CM	16.5	9.53	4.76	3.81	0.4	▲	▲											
	TNMG160408-CM	16.5	9.53	4.76	3.81	0.8	▲	▲											
	TNMG160412-CM	16.5	9.53	4.76	3.81	1.2	▲	▲											
	TNMG160404-CM	16.5	9.53	4.76	3.81	0.4			▲										
	TNMG160408-CM	16.5	9.53	4.76	3.81	0.8			▲										
	TNMG160412-CM	16.5	9.53	4.76	3.81	1.2			○										
	TNMG160404R-S	16.5	9.525	4.76	3.81	0.4	▲	▲											
	TNMG160404L-S	16.5	9.525	4.76	3.81	0.4	▲	▲											
	TNMG160408R-S	16.5	9.525	4.76	3.81	0.8	▲	▲											
	TNMG160408L-S	16.5	9.525	4.76	3.81	0.8	▲	▲											
	TNMG220404R-S	22	12.7	4.76	5.16	0.4	○	○											
	TNMG220404L-S	22	12.7	4.76	5.16	0.4	○	○											
	TNMG220408R-S	22	12.7	4.76	5.16	0.8	○	○											
	TNMG220408L-S	22	12.7	4.76	5.16	0.8	○	○											

Semi finishing 半精切削

产品库存 Product stock ▲ 主推牌号备库存 Main grade reserve stock ○ 按订单生产 Make-to-order

车削刀片(负前角型) Turning insert (negative)

TN□□

三角形有孔 Triangle with hole
负前角 Negative

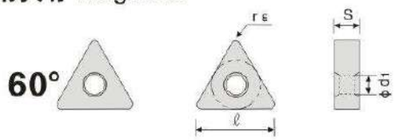

TNMG 16 04 04–□□

切削刃长度(ℓ) Cutting edge length · 厚度(S) Thickness · 刀尖圆弧半径(r_ε) Corner arc radius · 断屑槽代号 Chip breaker code

TN□□	1103□□	1603□□	1604□□	2204□□
ϕd1(mm)	2.26	3.81	3.81	5.16

刀片外形 Insert appearance	型号 Model	尺寸 Dimension L	ϕI.C	S	ϕd	r	P LF9008	LF9018	LF9028	LF9218	LF9118	LF918	M LF6008	LF6018	LF6028	LF6118	LF618	K LF3018	LF3028
	TNMG160404R-S	16.5	9.525	4.76	3.81	0.4				▲									
	TNMG160408R-S	16.5	9.525	4.76	3.81	0.8				▲									
	TNMG160412R-S	16.5	9.525	4.76	3.81	1.2				▲									
	TNMG160404L-S	16.5	9.525	4.76	3.81	0.4				▲									
	TNMG160408L-S	16.5	9.525	4.76	3.81	0.8				▲									
	TNMG160412L-S	16.5	9.525	4.76	3.81	1.2				▲									
	TNMG160404R-S	16.5	9.525	4.76	3.81	0.4					▲								
	TNMG160408R-S	16.5	9.525	4.76	3.81	0.8					▲								
	TNMG160404L-S	16.5	9.525	4.76	3.81	0.4					▲								
	TNMG160408L-S	16.5	9.525	4.76	3.81	0.8					▲								
	TNMG160404-PM	16.5	9.525	4.76	3.81	0.4	▲	▲											
	TNMG160408-PM	16.5	9.525	4.76	3.81	0.8	▲	▲											
	TNMG160412-PM	16.5	9.525	4.76	3.81	1.2	▲	▲											
	TNMG220408-PM	22	12.7	4.76	5.16	0.8	▲	▲											
	TNMG220412-PM	22	12.7	4.76	5.16	1.2	▲	▲											
	TNMG160408-PM	16.5	9.525	4.76	3.81	0.8				▲									
	TNMG160412-PM	16.5	9.525	4.76	3.81	1.2				▲									
	TNMG220408-PM	22	12.7	4.76	5.16	0.8				▲									
	TNMG220412-PM	22	12.7	4.76	5.16	1.2				▲									
	TNMG160404-PR	16.5	9.525	4.76	3.81	0.4	▲	▲											
	TNMG160408-PR	16.5	9.525	4.76	3.81	0.8	▲	▲											
	TNMG160412-PR	16.5	9.525	4.76	3.81	1.2	▲	▲											

Semi finishing 半精切削 · Semi finishing 半精加工 · Moderate 中等切削

产品库存 Product stock ▲ 主推牌号备库存 Main grade reserve stock ○ 按订单生产 Make-to-order

车削刀片(负前角型) Turning insert (negative)

TN□□

三角形有孔 Triangle with hole
负前角 Negative

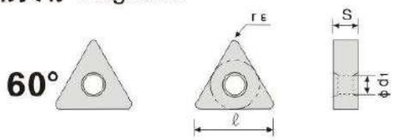

TNMG 16 04 04–□□

切削刃长度(ℓ) Cutting edge length · 厚度(S) Thickness · 刀尖圆弧半径(r_ε) Corner arc radius · 断屑槽代号 Chip breaker code

TN□□	1103□□	1603□□	1604□□	2204□□
ϕd1(mm)	2.26	3.81	3.81	5.16

刀片外形 Insert appearance	型号 Model	尺寸 Dimension L	ϕI.C	S	ϕd	r	P LF9008	LF9018	LF9028	LF9218	LF9118	LF918	M LF6008	LF6018	LF6028	LF6118	LF618	K LF3018	LF3028
	TNMG160404-MQ	16.5	9.53	4.76	3.81	0.4								▲					
	TNMG160408-MQ	16.5	9.53	4.76	3.81	0.8								▲					
	TNMG160412-MQ	16.5	9.53	4.76	3.81	1.2								▲					
	TNMG160404-MQ	16.5	9.53	4.76	3.81	0.4										▲			
	TNMG160408-MQ	16.5	9.53	4.76	3.81	0.8										▲			
	TNMG160404-HA	16.5	9.525	4.76	3.81	0.4							▲	▲					
	TNMG160408-HA	16.5	9.525	4.76	3.81	0.8							▲	▲					
	TNMG160412-HA	16.5	9.525	4.76	3.81	1.2							▲	▲					
	TNMG160404-HA	16.5	9.525	4.76	3.81	0.4										▲			
	TNMG160408-HA	16.5	9.525	4.76	3.81	0.8										▲			
	TNMG160404-GS	16.5	9.525	4.76	3.81	0.4							▲	▲					
	TNMG160408-GS	16.5	9.525	4.76	3.81	0.8							▲	▲					
	TNMG160412-GS	16.5	9.525	4.76	3.81	1.2							▲	▲					
	TNMG160404-HS	16.5	9.525	4.76	3.81	0.4							▲	▲					
	TNMG160408-HS	16.5	9.525	4.76	3.81	0.8							▲	▲					
	TNMG160412-HS	16.5	9.525	4.76	3.81	1.2							▲	▲					
	TNMG220408-HS	22	12.7	4.76	5.16	0.8							○	○					
	TNMG220412-HS	22	12.7	4.76	5.16	1.2							○	○					
	TNMG160404-HS	16.5	9.525	4.76	3.81	0.4										▲			
	TNMG160408-HS	16.5	9.525	4.76	3.81	0.8										▲			

Finishing 精切削 · Finishing~Semi finishing 精加工~半精加工 · Semi finishing~roughing 半精加工~粗加工 · Semi finishing 半精加工

产品库存 Product stock ▲ 主推牌号备库存 Main grade reserve stock ○ 按订单生产 Make-to-order

TN□□

三角形有孔 Triangle with hole
负前角 Negative

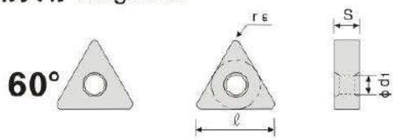

TNMG 16 04 04– □□

- 切削刃长度(ℓ) Cutting edge length
- 厚度(S) Thickness
- 刀尖圆弧半径(r_ε) Corner arc radius
- 断屑槽代号 Chip breaker code

TN□□	1103□□	1603□□	1604□□	2204□□
ϕd1(mm)	2.26	3.81	3.81	5.16

刀片外形 Insert appearance		型号 Model	尺寸 Dimension L	ϕI.C	S	ϕd	r	P LF9008	LF9018	LF9028	LF9218	LF9118	LF918	M LF6008	LF6018	LF6028	LF6118	LF618	K LF3018	LF3028
Semi finishing 半精切削		TNMG160404R-S	16.5	9.525	4.76	3.81	0.4										▲			
		TNMG160408R-S	16.5	9.525	4.76	3.81	0.8										▲			
		TNMG160404L-S	16.5	9.525	4.76	3.81	0.4										▲			
		TNMG160408L-S	16.5	9.525	4.76	3.81	0.8										▲			
Moderate 中等切削		TNMG160404-MA	16.5	9.525	4.76	3.81	0.4							▲	▲					
		TNMG160408-MA	16.5	9.525	4.76	3.81	0.8							▲	▲					
		TNMG160412-MA	16.5	9.525	4.76	3.81	1.2							▲	▲					
		TNMG160416-MA	16.5	9.525	4.76	3.81	1.6							○	○					
		TNMG220408-MA	22	12.7	4.76	5.16	0.8							○	○					
		TNMG220412-MA	22	12.7	4.76	5.16	1.2							○	○					
		TNMG220416-MA	22	12.7	4.76	5.16	1.6							○	○					
		TNMG270608-MA	27.5	15.9	6.35	6.35	0.8							○	○					
		TNMG270612-MA	27.5	15.9	6.35	6.35	1.2							○	○					
		TNMG160404-MA	16.5	9.525	4.76	3.81	0.4											▲		
		TNMG160408-MA	16.5	9.525	4.76	3.81	0.8											▲		
		TNMG160404-MA	16.5	9.525	4.76	3.81	0.4							▲	▲					
		TNMG160408-MA	16.5	9.525	4.76	3.81	0.8							▲	▲					
		TNMG160412-MA	16.5	9.525	4.76	3.81	1.2							▲	▲					
		TNMG160416-MA	16.5	9.525	4.76	3.81	1.6							○	○					
		TNMG220408-MA	22	12.7	4.76	5.16	0.8							○	○					
		TNMG220412-MA	22	12.7	4.76	5.16	1.2							○	○					
		TNMG220416-MA	22	12.7	4.76	5.16	1.6							○	○					
		TNMG270608-MA	27.5	15.9	6.35	6.35	0.8							○	○					
		TNMG270612-MA	27.5	15.9	6.35	6.35	1.2							○	○					
		TNMG160404-MA	16.5	9.525	4.76	3.81	0.4										▲			
		TNMG160408-MA	16.5	9.525	4.76	3.81	0.8										▲			

产品库存 Product stock ▲ 主推牌号备库存 Main grade reserve stock ○ 按订单生产 Make-to-order

TN□□

三角形有孔 Triangle with hole
负前角 Negative

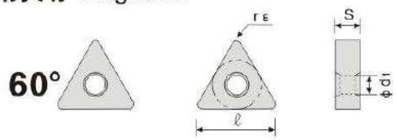

TNMG 16 04 04– □□

- 切削刃长度(ℓ) Cutting edge length
- 厚度(S) Thickness
- 刀尖圆弧半径(r_ε) Corner arc radius
- 断屑槽代号 Chip breaker code

TN□□	1103□□	1603□□	1604□□	2204□□
ϕd1(mm)	2.26	3.81	3.81	5.16

刀片外形 Insert appearance	型号 Model	尺寸 Dimension L	ϕI.C	S	ϕd	r	P LF9008	LF9018	LF9028	LF9218	LF9118	LF918	M LF6008	LF6018	LF6028	LF6118	LF618	K LF3018	LF3028
	TNMG160404-MS	16.5	9.525	4.76	3.81	0.4											▲		
	TNMG160408-MS	16.5	9.525	4.76	3.81	0.8											▲		
	TNMG160404-MS	16.5	9.525	4.76	3.81	0.4										▲			
	TNMG160408-MS	16.5	9.525	4.76	3.81	0.8										▲			
	TNMG160404-MS	16.5	9.525	4.76	3.81	0.4							▲	▲					
	TNMG160408-MS	16.5	9.525	4.76	3.81	0.8							▲	▲					
	TNMG160412-MS	16.5	9.525	4.76	3.81	1.2							▲	▲					
	TNMG220408-MS	22	12.7	4.76	5.16	0.8							○	○					
	TNMG220412-MS	22	12.7	4.76	5.16	1.2							○	○					
	TNMG160404-JMS	16.5	9.53	4.76	3.81	0.4								▲		▲			
	TNMG160408-JMS	16.5	9.53	4.76	3.81	0.8								▲		▲			
	TNMG160412-JMS	16.5	9.53	4.76	3.81	1.2								▲		▲			
	TNMG160404-JMS	16.5	9.53	4.76	3.81	0.4										▲			
	TNMG160408-JMS	16.5	9.53	4.76	3.81	0.8										▲			
	TNMG160404-MS	16.5	9.525	4.76	3.81	0.4									▲				
	TNMG160408-MS	16.5	9.525	4.76	3.81	0.8									▲				
	TNMG160412-MS	16.5	9.525	4.76	3.81	1.2									▲				
	TNMG220408-MS	22	12.7	4.76	5.16	0.8									▲				
	TNMG220412-MS	22	12.7	4.76	5.16	1.2									▲				
	TNMG160404	16.5	9.525	4.76	3.81	0.4									▲				
	TNMG160408	16.5	9.525	4.76	3.81	0.8									▲				
	TNMG160412	16.5	9.525	4.76	3.81	1.2									▲				
	TNMG220408	22	12.7	4.76	5.16	0.8									▲				
	TNMG220412	22	12.7	4.76	5.16	1.2									▲				

Moderate 中等切削

产品库存 Product stock ▲ 主推牌号备库存 Main grade reserve stock ○ 按订单生产 Make-to-order

车削刀片(负前角型) Turning insert (negative)

WN□□

六角形有孔 Hexagon with hole
负前角 Negative

WNMG 08 04 04– □□

- 08: 切削刃长度(ℓ) Cutting edge length
- 04: 厚度(S) Thickness
- 04: 刀尖圆弧半径(r_ε) Corner arc radius
- □□: 断屑槽代号 Chip breaker code

80°

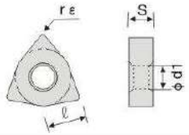

WN□□	0604□□	0804□□	1006□□	1306□□
ϕd1(mm)	3.81	5.16	6.35	7.93

刀片外形 Insert appearance	型号 Model	尺寸 Dimension L	ϕI.C	S	ϕd	r	P LF9008	LF9018	LF9028	LF9218	LF9118	LF918	M LF6008	LF6018	LF6028	LF6118	LF618	K LF3018	LF3028
Semi finishing 半精切削	WNMG060404–TM	6.5	9.525	4.76	3.81	0.4	○	○											
	WNMG060408–TM	6.5	9.525	4.76	3.81	0.8	○	○											
	WNMG080404–TM	8.7	12.7	4.76	5.16	0.4	▲	▲											
	WNMG080408–TM	8.7	12.7	4.76	5.16	0.8	▲	▲											
	WNMG080412–TM	8.7	12.7	4.76	5.16	1.2	▲	▲											
	WNMG080416–TM	8.7	12.7	4.76	5.16	1.6	○	○											
	WNMG080404–TM	8.7	12.7	4.76	5.16	0.4	○	○		▲									
	WNMG080408–TM	8.7	12.7	4.76	5.16	0.8	○	○		▲									
	WNMG080412–TM	8.7	12.7	4.76	5.16	1.2	▲	▲		▲									
	WNMG080404–TM	8.7	12.7	4.76	5.16	0.4					▲								
	WNMG080408–TM	8.7	12.7	4.76	5.16	0.8					▲								
Finishing~Semi finishing 精加工-半精加工	WNMG06T304–HQ	6.5	9.525	3.97	3.81	0.4	○	○											
	WNMG06T308–HQ	6.5	9.525	3.97	3.81	0.8	○	○											
	WNMG060404–HQ	6.5	9.525	4.76	3.81	0.4	○	○											
	WNMG060408–HQ	6.5	9.525	4.76	3.81	0.8	○	○											
	WNMG080404–HQ	8.7	12.7	4.76	5.16	0.4	▲	▲											
	WNMG080408–HQ	8.7	12.7	4.76	5.16	0.8	▲	▲											
	WNMG080412–HQ	8.7	12.7	4.76	5.16	1.2	▲	▲											
	WNMG080404–HQ	8.7	12.7	4.76	5.16	0.4				▲									
	WNMG080408–HQ	8.7	12.7	4.76	5.16	0.8				▲									
	WNMG080404–HQ	8.7	12.7	4.76	5.16	0.4					▲								
	WNMG080408–HQ	8.7	12.7	4.76	5.16	0.8					▲								

产品库存 Product stock ▲ 主推牌号备库存 Main grade reserve stock ○ 按订单生产 Make-to-order

车削刀片(负前角型) Turning insert (negative)

WN□□

六角形有孔 Hexagon with hole
负前角 Negative

WNMG 08 04 04– □□

- 08: 切削刃长度(ℓ) Cutting edge length
- 04: 厚度(S) Thickness
- 04: 刀尖圆弧半径(r_ε) Corner arc radius
- □□: 断屑槽代号 Chip breaker code

80°

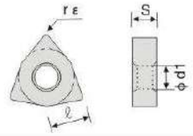

WN□□	0604□□	0804□□	1006□□	1306□□
ϕd1(mm)	3.81	5.16	6.35	7.93

刀片外形 Insert appearance	型号 Model	尺寸 Dimension L	ϕI.C	S	ϕd	r	P LF9008	LF9018	LF9028	LF9218	LF9118	LF918	M LF6008	LF6018	LF6028	LF6118	LF618	K LF3018	LF3028
Finishing~Semi finishing 精加工-半精加工	WNMG080404–CQ	8.7	12.7	4.76	5.16	0.4	▲	▲											
	WNMG080408–CQ	8.7	12.7	4.76	5.16	0.8	▲	▲											
	WNMG080412–CQ	8.7	12.7	4.76	5.16	1.2	▲	▲											
Semi finishing 半精切削	WNMG080404–CQ	8.7	12.7	4.76	5.16	0.4				▲									
	WNMG080408–CQ	8.7	12.7	4.76	5.16	0.8				▲									
	WNMG080412–CQ	8.7	12.7	4.76	5.16	1.2				▲									
	WNMG080404–CM	8.7	12.7	4.76	5.16	0.4	▲	▲											
	WNMG080408–CM	8.7	12.7	4.76	5.16	0.8	▲	▲											
	WNMG080412–CM	8.7	12.7	4.76	5.16	1.2	▲	▲											
	WNMG080404–CM	8.7	12.7	4.76	5.16	0.4				▲									
	WNMG080408–CM	8.7	12.7	4.76	5.16	0.8				▲									
	WNMG080412–CM	8.7	12.7	4.76	5.16	1.2				▲									
	WNMG080404L–S	8.7	12.7	4.76	5.16	0.4		▲	▲										
	WNMG080408L–S	8.7	12.7	4.76	5.16	0.8		▲	▲										
	WNMG080412L–S	8.7	12.7	4.76	5.16	1.2		▲	▲										
	WNMG080404R–S	8.7	12.7	4.76	5.16	0.4		▲	▲										
	WNMG080408R–S	8.7	12.7	4.76	5.16	0.8		▲	▲										
	WNMG080412R–S	8.7	12.7	4.76	5.16	1.2		▲	▲										

产品库存 Product stock ▲ 主推牌号备库存 Main grade reserve stock ○ 按订单生产 Make-to-order

车削刀片(负前角型) Turning insert (negative)

WN□□

六角形有孔 Hexagon with hole
负前角 Negative

80°

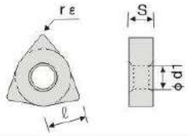

WNMG 08 04 04– □□

- 08: 切削刃长度(ℓ) Cutting edge length
- 04: 厚度(S) Thickness
- 04: 刀尖圆弧半径(r_ε) Corner arc radius
- □□: 断屑槽代号 Chip breaker code

WN□□	0604□□	0804□□	1006□□	1306□□
ϕd1(mm)	3.81	5.16	6.35	7.93

刀片外形 Insert appearance	型号 Model	尺寸 Dimension L	ϕI.C	S	ϕd	r	P LF9008	LF9018	LF9028	LF9218	LF9118	LF918	M LF6008	LF6018	LF6028	LF6118	LF618	K LF3018	LF3028
	WNMG060404L-S	8.7	12.7	4.76	5.16	0.4				▲									
	WNMG060408L-S	8.7	12.7	4.76	5.16	0.8				▲									
	WNMG060412L-S	8.7	12.7	4.76	5.16	1.2				▲									
	WNMG080404R-S	8.7	12.7	4.76	5.16	0.4				▲									
	WNMG080408R-S	8.7	12.7	4.76	5.16	0.8				▲									
	WNMG080412R-S	8.7	12.7	4.76	5.16	1.2				▲									
	WNMG080404L-S	8.7	12.7	4.76	5.16	0.4					▲								
	WNMG080408L-S	8.7	12.7	4.76	5.16	0.8					▲								
	WNMG080404R-S	8.7	12.7	4.76	5.16	0.4					▲								
	WNMG080408R-S	8.7	12.7	4.76	5.16	0.8					▲								
	WNMG080404-MT	8.7	12.7	4.76	5.16	0.4					▲								
	WNMG080408-MT	8.7	12.7	4.76	5.16	0.8					▲								
	WNMG080404-PM	8.7	12.7	4.76	5.16	0.4	▲	▲											
	WNMG080408-PM	8.7	12.7	4.76	5.16	0.8	▲	▲											
	WNMG080412-PM	8.7	12.7	4.76	5.16	1.2	▲	▲											
	WNMG080404-PM	8.7	12.7	4.76	5.16	0.4					▲								
	WNMG080408-PM	8.7	12.7	4.76	5.16	0.8					▲								
	WNMG080408-PM	8.7	12.7	4.76	5.16	0.8				▲									
	WNMG080412-PM	8.7	12.7	4.76	5.16	1.2				▲									

Semi finishing 半精切削

产品库存 Product stock ▲ 主推牌号备库存 Main grade reserve stock ○按订单生产 Make-to-order

车削刀片(负前角型) Turning insert (negative)

WN□□

六角形有孔 Hexagon with hole
负前角 Negative

80°

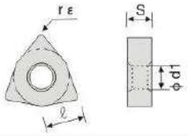

WNMG 08 04 04– □□

- 08: 切削刃长度(ℓ) Cutting edge length
- 04: 厚度(S) Thickness
- 04: 刀尖圆弧半径(r_ε) Corner arc radius
- □□: 断屑槽代号 Chip breaker code

WN□□	0604□□	0804□□	1006□□	1306□□
ϕd1(mm)	3.81	5.16	6.35	7.93

刀片外形 Insert appearance	型号 Model	尺寸 Dimension L	ϕI.C	S	ϕd	r	P LF9008	LF9018	LF9028	LF9218	LF9118	LF918	M LF6008	LF6018	LF6028	LF6118	LF618	K LF3018	LF3028
中等切削 Moderate 	WNMG080404-PR	8.7	12.7	4.76	5.16	0.4	▲	▲											
	WNMG080408-PR	8.7	12.7	4.76	5.16	0.8	▲	▲											
	WNMG080412-PR	8.7	12.7	4.76	5.16	1.2	▲	▲											
粗加工 roughing 	WNMG080408-PR	8.7	12.7	4.76	5.16	0.8				▲									
	WNMG080412-PR	8.7	12.7	4.76	5.16	1.2				▲									
中等切削 Moderate 	WNMG080408-ZM	8.7	12.7	4.76	5.16	0.8				▲									
	WNMG080412-ZM	8.7	12.7	4.76	5.16	1.2				▲									
	WNMG080404-TF	8.7	12.7	4.76	5.16	0.4					▲								
	WNMG080408-TF	8.7	12.7	4.76	5.16	0.8					▲								
精切削 Finishing 	WNMG080404-MQ	8.7	12.7	4.76	5.16	0.4						▲							
	WNMG080408-MQ	8.7	12.7	4.76	5.16	0.8						▲							
	WNMG080412-MQ	8.7	12.7	4.76	5.16	1.2						▲							
	WNMG080404-MQ	8.7	12.7	4.76	5.16	0.4								▲					
	WNMG080408-MQ	8.7	12.7	4.76	5.16	0.8								▲					
精加工~半精加工 Finishing~Semi finishing 	WNMG060404-HA	6.5	9.525	4.76	3.81	0.4						○	○						
	WNMG060408-HA	6.5	9.525	4.76	3.81	0.8						○	○						
	WNMG080404-HA	8.7	12.7	4.76	5.16	0.4						▲	▲						
	WNMG080408-HA	8.7	12.7	4.76	5.16	0.8						▲	▲						
	WNMG080412-HA	8.7	12.7	4.76	5.16	1.2						○	○						

产品库存 Product stock ▲ 主推牌号备库存 Main grade reserve stock ○按订单生产 Make-to-order

WN□□

六角形有孔 Hexagon with hole
负前角 Negative

80°

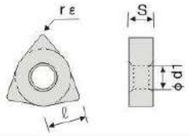

WNMG 08 04 04– □□

- 08: 切削刃长度(ℓ) Cutting edge length
- 04: 厚度(S) Thickness
- 04: 刀尖圆弧半径(r_ε) Corner arc radius
- □□: 断屑槽代号 Chip breaker code

WN□□	0604□□	0804□□	1006□□	1306□□
ϕd1(mm)	3.81	5.16	6.35	7.93

刀片外形 Insert appearance		型号 Model	尺寸 Dimension L	ϕI.C	S	ϕd	r	P LF9008	LF9018	LF9028	LF9218	LF9118	LF918	M LF6008	LF6018	LF6028	LF6118	LF618	K LF3018	LF3028
精加工-半精加工 Finishing-Semi finishing		WNMG080404-HA	8.7	12.7	4.76	5.16	0.4										▲			
		WNMG080408-HA	8.7	12.7	4.76	5.16	0.8										▲			
半精加工 Semi finishing		WNMG060404-GS	6.5	9.525	4.76	3.81	0.4							○	○					
		WNMG060408-GS	6.5	9.525	4.76	3.81	0.8							○	○					
		WNMG060412-GS	6.5	9.525	4.76	3.81	0.8							○	○					
		WNMG080404-GS	8.7	12.7	4.76	5.16	0.4							▲	▲					
		WNMG080408-GS	8.7	12.7	4.76	5.16	0.8							▲	▲					
		WNMG080412-GS	8.7	12.7	4.76	5.16	1.2							○	○					
半精切削 Semi finishing		WNMG080404L-S	8.7	12.7	4.76	5.16	0.4										▲			
		WNMG080408L-S	8.7	12.7	4.76	5.16	0.8										▲			
		WNMG080404R-S	8.7	12.7	4.76	5.16	0.4										▲			
		WNMG080408R-S	8.7	12.7	4.76	5.16	0.8										▲			
半精加工 Semi finishing		WNMG080404-HS	8.7	12.7	4.76	5.16	0.4							▲	▲					
		WNMG080408-HS	8.7	12.7	4.76	5.16	0.8							▲	▲					
		WNMG080412-HS	8.7	12.7	4.76	5.16	1.2							▲	▲					
半精切削 Semi finishing		WNMG080404-HS	8.7	12.7	4.76	5.16	0.4										▲			
		WNMG080408-HS	8.7	12.7	4.76	5.16	0.8										▲			

产品库存 Product stock ▲ 主推牌号备库存 Main grade reserve stock ○ 按订单生产 Make-to-order

WN□□

六角形有孔 Hexagon with hole
负前角 Negative

80°

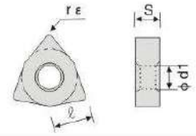

WNMG 08 04 04– □□

- 08: 切削刃长度(ℓ) Cutting edge length
- 04: 厚度(S) Thickness
- 04: 刀尖圆弧半径(r_ε) Corner arc radius
- □□: 断屑槽代号 Chip breaker code

WN□□	0604□□	0804□□	1006□□	1306□□
ϕd1(mm)	3.81	5.16	6.35	7.93

刀片外形 Insert appearance		型号 Model	尺寸 Dimension L	ϕI.C	S	ϕd	r	P LF9008	LF9018	LF9028	LF9218	LF9118	LF918	M LF6008	LF6018	LF6028	LF6118	LF618	K LF3018	LF3028
Moderate 中等切削		WNMG080404-MT	8.7	12.7	4.76	5.16	0.4													
		WNMG080408-MT	8.7	12.7	4.76	5.16	0.8													
		WNMG080412-MT	8.7	12.7	4.76	5.16	1.2													
		WNMG060404-MA	6.5	9.525	4.76	3.81	0.4							○	○					
		WNMG060408-MA	6.5	9.525	4.76	3.81	0.8							○	○					
		WNMG060412-MA	6.5	9.525	4.76	3.81	0.8							○	○					
		WNMG080404-MA	8.7	12.7	4.76	5.16	0.4							▲	▲					
		WNMG080408-MA	8.7	12.7	4.76	5.16	0.8							▲	▲					
		WNMG080412-MA	8.7	12.7	4.76	5.16	1.2							▲	▲					
		WNMG080416-MA	8.7	12.7	4.76	5.16	1.6							○	○					
		WNMG100612-MA	8.7	12.7	4.76	5.16	1.6							○	○					
		WNMG080404-MA	8.7	12.7	4.76	5.16	0.4											▲		
		WNMG080408-MA	8.7	12.7	4.76	5.16	0.8											▲		
		WNMG080404-MA	8.7	12.7	4.76	5.16	0.4												▲	
		WNMG080408-MA	8.7	12.7	4.76	5.16	0.8												▲	
		WNMG080404-MM	8.7	12.7	4.76	5.16	0.4												▲	
		WNMG080408-MM	8.7	12.7	4.76	5.16	0.8												▲	

产品库存 Product stock ▲ 主推牌号备库存 Main grade reserve stock ○ 按订单生产 Make-to-order

车削刀片(负前角型) Turning insert (negative)

WN□□

六角形有孔 Hexagon with hole
负前角 Negative

80°

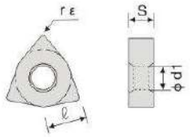

WNMG 08 04 04– □□

切削刃长度(ℓ) Cutting edge length · 厚度(S) Thickness · 刀尖圆弧半径(r_ε) Corner arc radius · 断屑槽代号 Chip breaker code

WN□□	0604□□	0804□□	1006□□	1306□□
ϕd1(mm)	3.81	5.16	6.35	7.93

刀片外形 Insert appearance	型号 Model	尺寸 Dimension L	ϕI.C	S	ϕd	r	P LF9008	LF9018	LF9028	LF9218	LF9118	LF918	M LF6008	LF6018	LF6028	LF6118	LF618	K LF3018	LF3028
	WNMG080404-MM	8.7	12.7	4.76	5.16	0.4										▲			
	WNMG080408-MM	8.7	12.7	4.76	5.16	0.8										▲			
	WNMG060404-MS	6.5	9.525	4.76	3.81	0.4							○	○					
	WNMG060408-MS	6.5	9.525	4.76	3.81	0.8							○	○					
	WNMG080404-MS	8.7	12.7	4.76	5.16	0.4							▲	▲					
	WNMG080408-MS	8.7	12.7	4.76	5.16	0.8							▲	▲					
	WNMG080412-MS	8.7	12.7	4.76	5.16	1.2							▲	▲					
	WNMG080404-MS	8.7	12.7	4.76	5.16	0.4										▲			
	WNMG080408-MS	8.7	12.7	4.76	5.16	0.8										▲			
	WNMG080404-MS	8.7	12.7	4.76	5.16	0.4											▲		
	WNMG080408-MS	8.7	12.7	4.76	5.16	0.8											▲		
	WNMG080404-JMS	8.7	12.7	4.76	5.16	0.4												▲	
	WNMG080408-JMS	8.7	12.7	4.76	5.16	0.8												▲	
	WNMG080412-JMS	8.7	12.7	4.76	5.16	1.2												▲	
	WNMG080404-JMS	8.7	12.7	4.76	5.16	0.4										▲			
	WNMG080408-JMS	8.7	12.7	4.76	5.16	0.8										▲			

中等切削 Moderate

产品库存 Product stock ▲ 主推牌号备库存 Main grade reserve stock ○ 按订单生产 Make-to-order

车削刀片(负前角型) Turning insert (negative)

WN□□

六角形有孔 Hexagon with hole
负前角 Negative

80°

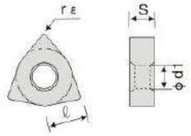

WNMG 08 04 04– □□

切削刃长度(ℓ) Cutting edge length · 厚度(S) Thickness · 刀尖圆弧半径(r_ε) Corner arc radius · 断屑槽代号 Chip breaker code

WN□□	0604□□	0804□□	1006□□	1306□□
ϕd1(mm)	3.81	5.16	6.35	7.93

刀片外形 Insert appearance	型号 Model	尺寸 Dimension L	ϕI.C	S	ϕd	r	P LF9008	LF9018	LF9028	LF9218	LF9118	LF918	M LF6008	LF6018	LF6028	LF6118	LF618	K LF3018	LF3028
	WNMG080404-MS	8.7	12.7	4.76	5.16	0.4												▲	
	WNMG080408-MS	8.7	12.7	4.76	5.16	0.8												▲	
	WNMG080412-MS	8.7	12.7	4.76	5.16	1.2												▲	
	WNMG080404	8.7	12.7	4.76	5.16	0.4												▲	
	WNMG080408	8.7	12.7	4.76	5.16	0.8												▲	
	WNMG080412	8.7	12.7	4.76	5.16	1.2												▲	

中等切削 Moderate

产品库存 Product stock ▲ 主推牌号备库存 Main grade reserve stock ○ 按订单生产 Make-to-order

VN□□

菱形有孔 Rhomb with hole

负前角 Negative

35°

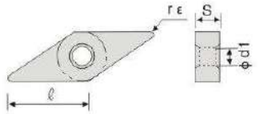

VNMG 16 04 04– □□

- 切削刃长度(ℓ) Cutting edge length
- 厚度(S) Thickness
- 刀尖圆弧半径(r_ε) Corner arc radius
- 断屑槽代号 Chip breaker code

VN□□	1604□□
φd1(mm)	3.81

刀片外形 Insert appearance		型号 Model	尺寸 Dimension L	φI.C	S	φd	r	P LF9008	LF9018	LF9028	LF9218	LF9118	LF918	M LF6008	LF6018	LF6028	LF6118	LF618	K LF3018	LF3028
半精切削 Semi finishing		VNMG160404-TM	16.6	9.525	4.76	3.81	0.4	▲	▲											
		VNMG160408-TM	16.6	9.525	4.76	3.81	0.8	▲	▲											
		VNMG160412-TM	16.6	9.525	4.76	3.81	1.2	○	○											
		VNMG160404-TM	16.6	9.525	4.76	3.81	0.4				▲									
		VNMG160408-TM	16.6	9.525	4.76	3.81	0.8				▲									
		VNMG160412-TM	16.6	9.525	4.76	3.81	1.2				○									
精加工-半精加工 Finishing-Semi finishing		VNMG160404-HQ	16.6	9.525	4.76	3.81	0.4	▲	▲											
		VNMG160408-HQ	16.6	9.525	4.76	3.81	0.8	▲	▲											
		VNMG160412-HQ	16.6	9.525	4.76	3.81	1.2	▲	▲											
中等切削 Moderate		VNMG160404-MA	16.6	9.525	4.76	3.81	0.4							▲	▲					
		VNMG160408-MA	16.6	9.525	4.76	3.81	0.8							▲	▲					
		VNMG160404-MS	16.6	9.525	4.76	3.81	0.4							▲	▲					
		VNMG160408-MS	16.6	9.525	4.76	3.81	0.8							▲	▲					
		VNMG160412-MS	16.6	9.525	4.76	3.81	1.2							○	○					

产品库存 Product stock ▲ 主推牌号备库存 Main grade reserve stock ○ 按订单生产 Make-to-order

车削刀片(负前角型) Turning insert (negative)

VN□□

菱形有孔 Rhomb with hole

负前角 Negative

35°

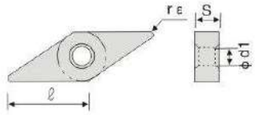

VNMG 16 04 04– □□

- 切削刃长度(ℓ) Cutting edge length
- 厚度(S) Thickness
- 刀尖圆弧半径(r_ε) Corner arc radius
- 断屑槽代号 Chip breaker code

VN□□	1604□□
φd1(mm)	3.81

刀片外形 Insert appearance		型号 Model	尺寸 Dimension L	φI.C	S	φd	r	P LF9008	LF9018	LF9028	LF9218	LF9118	LF918	M LF6008	LF6018	LF6028	LF6118	LF618	K LF3018	LF3028
精加工 Finishing		VNMG160404-HA	16.6	9.525	4.76	3.81	0.4							▲	▲					
		VNMG160408-HA	16.6	9.525	4.76	3.81	0.8							▲	▲					
半精加工 Semi finishing		VNMG160404-HS	16.6	9.525	4.76	3.81	0.4							▲	▲					
		VNMG160408-HS	16.6	9.525	4.76	3.81	0.8							▲	▲					
		VNMG160404-PM	16.6	9.525	4.76	3.81	0.4	▲	▲											
		VNMG160408-PM	16.6	9.525	4.76	3.81	0.4	▲	▲											
中等切削 Moderate		VNMG160404-MS	16.6	9.525	4.76	3.81	0.4												▲	
		VNMG160408-MS	16.6	9.525	4.76	3.81	0.4												▲	
		VNMG160404	16.6	9.525	4.76	3.81	0.4												▲	
		VNMG160408	16.6	9.525	4.76	3.81	0.4												▲	

产品库存 Product stock ▲ 主推牌号备库存 Main grade reserve stock ○ 按订单生产 Make-to-order

车削刀片(负前角型) Turning insert (negative)

CN□□

菱形有孔 Rhomb with hole

负前角 Negative

80°

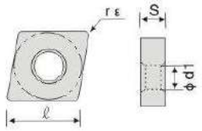

CNGA 12 04 04–□□

切削刃长度(ℓ) Cutting edge length · 厚度(S) Thickness · 刀尖圆弧半径(r_ε) Corner arc radius · 断屑槽代号 Chip breaker code

Cn□□	0903□□	1204□□	1606□□	1906□□	2509□□
ϕd1(mm)	3.81	5.16	6.35	7.93	9.12

刀片外形 Insert appearance	型号 Model	尺寸 Dimension					陶 瓷 Cermet	
		L	ϕI.C	S	ϕd1	r	LF80	LF70
	CNGA120404	12.7	12.7	4.76	5.16	0.4		▲
	CNGA120408	12.7	12.7	4.76	5.16	0.8		▲
	CNGA120412	12.7	12.7	4.76	5.16	1.2		
	CNGA120404	12.7	12.7	4.76	5.16	0.4	▲	
	CNGA120408	12.7	12.7	4.76	5.16	0.8	▲	
	CNGA120412	12.7	12.7	4.76	5.16	1.2		

产品库存 Product stock ▲ 主推牌号备库存 Main grade reserve stock ○按订单生产 Make-to-order

车削刀片(负前角型) Turning insert (negative)

TN□□

三角形有孔 Triangle with hole

负前角 Negative

60°

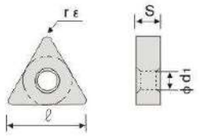

TNGA 16 04 04–□□

切削刃长度(ℓ) Cutting edge length · 厚度(S) Thickness · 刀尖圆弧半径(r_ε) Corner arc radius · 断屑槽代号 Chip breaker code

TN□□	1103□□	1603□□	1604□□	2204□□
ϕd1(mm)	2.26	3.81	3.81	5.16

刀片外形 Insert appearance	型号 Model	尺寸 Dimension					陶 瓷 Cermet	
		L	ϕI.C	S	ϕd1	r	LF80	LF70
	TNGA160402	16.5	9.525	4.76	3.81	0.2		
	TNGA160404	16.5	9.525	4.76	3.81	0.4		▲
	TNGA160408	16.5	9.525	4.76	3.81	0.8		▲
	TNGA160402	16.5	9.525	4.76	3.81	0.2		
	TNGA160404	16.5	9.525	4.76	3.81	0.4	▲	
	TNGA160408	16.5	9.525	4.76	3.81	0.8	▲	

产品库存 Product stock ▲ 主推牌号备库存 Main grade reserve stock ○按订单生产 Make-to-order

车削刀片(负前角型) Turning insert (negative)

VN□□

菱形有孔 Rhomb with hole

负前角 Negative

35°

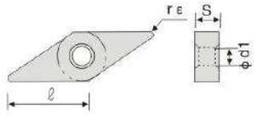

VNGA 16 04 04–□□

切削刃长度(ℓ) Cutting edge length · 厚度(S) Thickness · 刀尖圆弧半径(r_ε) Corner arc radius · 断屑槽代号 Chip breaker code

VN□□	1604□□
ϕd1(mm)	3.81

刀片外形 Insert appearance	型号 Model	尺寸 Dimension					陶 瓷 Cermet	
		L	ϕI.C	S	ϕd1	r	LF80	LF70
	VNGA160402	16.6	9.525	4.76	3.81	0.2		
	VNGA160404	16.6	9.525	4.76	3.81	0.4	▲	
	VNGA160408	16.6	9.525	4.76	3.81	0.8	▲	
	VNGA160402	16.6	9.525	4.76	3.81	0.2		
	VNGA160404	16.6	9.525	4.76	3.81	0.4		▲
	VNGA160408	16.6	9.525	4.76	3.81	0.8		▲

产品库存 Product stock ▲ 主推牌号备库存 Main grade reserve stock ○按订单生产 Make-to-order

车削刀片(负前角型) Turning insert (negative)

WN□□

六角形有孔 Hexagon with hole

负前角 Negative

80°

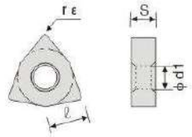

WNGA 08 04 04–□□

切削刃长度(ℓ) Cutting edge length · 厚度(S) Thickness · 刀尖圆弧半径(r_ε) Corner arc radius · 断屑槽代号 Chip breaker code

WN□□	0604□□	0804□□	1006□□	1306□□
ϕd1(mm)	3.81	5.16	6.35	7.93

刀片外形 Insert appearance	型号 Model	尺寸 Dimension					陶 瓷 Cermet	
		L	ϕI.C	S	ϕd1	r	LF80	LF70
	WNGA080404	8.7	12.7	4.76	5.16	0.4		▲
	WNGA080408	8.7	12.7	4.76	5.16	0.8		▲
	WNGA080412	8.7	12.7	4.76	5.16	1.2		
	WNGA080404	8.7	12.7	4.76	5.16	0.4	▲	
	WNGA080408	8.7	12.7	4.76	5.16	0.8	▲	
	WNGA080412	8.7	12.7	4.76	5.16	1.2		

产品库存 Product stock ▲ 主推牌号备库存 Main grade reserve stock ○按订单生产 Make-to-order

车削刀片(正前角型) Turning insert (Positive)

CC□□

菱形有孔 Rhomb with hole

正前角7° Positive

80°

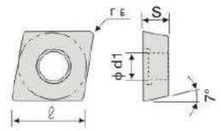

CCMT 06 02 02–□□

切削刃长度(ℓ) Cutting edge length · 厚度(S) Thickness · 刀尖圆弧半径(r_ε) Corner arc radius · 断屑槽代号 Chip breaker code

CC□T(W)	09T3□□	1204□□	1606□□	1906□□	2509□□
φd1(mm)	3.81	5.16	6.35	7.93	9.12

刀片外形 Insert appearance	型号 Model	尺寸 Dimension L	φI.C	S	φd	r	P LF9008	LF9018	LF9028	LF9218	LF9118	LF918	M LF6008	LF6018	LF6028	LF6118	LF618	K LF3018	LF3028
Finishing-semi finishing 精-半精切削 	CCMT060202	6.4	6.35	2.38	2.8	0.2								▲		▲			
	CCMT060204	6.4	6.35	2.38	2.8	0.4								▲		▲			
	CCMT060208	6.4	6.35	2.38	2.8	0.8								▲		▲			
	CCMT09T302	9.7	9.525	3.97	4.4	0.2								▲		▲			
	CCMT09T304	9.7	9.525	3.97	4.4	0.4								▲		▲			
	CCMT09T308	9.7	9.525	3.97	4.4	0.8								▲		▲			
	CCMT120404	12.9	12.7	4.76	5.56	0.4								▲		▲			
	CCMT120408	12.9	12.7	4.76	5.56	0.8								▲		▲			
	CCMT120412	12.9	12.7	4.76	5.56	1.2								○		○			

产品库存 Product stock ▲ 主推牌号备库存 Main grade reserve stock ○ 按订单生产 Make-to-order

车削刀片(正前角型) Turning insert (Positive)

DC□□

菱形有孔 Rhomb with hole

正前角7° Positive

55°

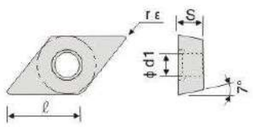

DCMT 07 02 02–□□

切削刃长度(ℓ) Cutting edge length · 厚度(S) Thickness · 刀尖圆弧半径(r_ε) Corner arc radius · 断屑槽代号 Chip breaker code

DC□T(W)	0702□□	11T3□□
φd1(mm)	2.8	4.4

刀片外形 Insert appearance	型号 Model	尺寸 Dimension L	φI.C	S	φd	r	P LF9008	LF9018	LF9028	LF9218	LF9118	LF918	M LF6008	LF6018	LF6028	LF6118	LF618	K LF3018	LF3028
Finishing-semi finishing 精-半精切削 	DCMT070202-HMP	7.8	6.35	2.38	2.8	0.2								▲		▲			
	DCMT070204-HMP	7.8	6.35	2.38	2.8	0.4								▲		▲			
	DCMT070208-HMP	7.8	6.35	2.38	2.8	0.8								▲		▲			
	DCMT11T302-HMP	11.6	9.525	3.97	4.4	0.2								▲		▲			
	DCMT11T304-HMP	11.6	9.525	3.97	4.4	0.4								▲		▲			
	DCMT11T308-HMP	11.6	9.525	3.97	4.4	0.8								▲		▲			
	DCMT11T312-HMP	11.6	9.525	3.97	4.4	1.2								○		○			

产品库存 Product stock ▲ 主推牌号备库存 Main grade reserve stock ○ 按订单生产 Make-to-order

车削刀片(正前角型) Turning insert (Positive)

SC□□

正方形有孔 Square with hole

正前角7° Positive

90°

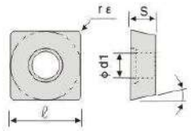

SCMT 12 04 04–□□

切削刃长度(ℓ) Cutting edge length · 厚度(S) Thickness · 刀尖圆弧半径(r_ε) Corner arc radius · 断屑槽代号 Chip breaker code

SC□T(W)	0702□□	09T3□□	1204□□
φd1(mm)	3.4	4.4	5.5

刀片外形 Insert appearance	型号 Model	尺寸 Dimension L	φI.C	S	φd	r	P LF9008	LF9018	LF9028	LF9218	LF9118	LF918	M LF6008	LF6018	LF6028	LF6118	LF618	K LF3018	LF3028
Finishing-semi finishing 精-半精切削 	SCMT09T304-HMP	9.525	9.525	3.97	4.4	0.4								▲					
	SCMT09T308-HMP	9.525	9.525	3.97	4.4	0.8								▲					
	SCMT120404-HMP	12.7	12.7	4.76	5.56	0.4								▲					
	SCMT120408-HMP	12.7	12.7	4.76	5.56	0.8								▲					

产品库存 Product stock ▲ 主推牌号备库存 Main grade reserve stock ○ 按订单生产 Make-to-order

车削刀片(正前角型) Turning insert (Positive)

TC□□

三角形有孔 Triangle with hole

正前角7° Positive

60°

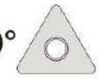

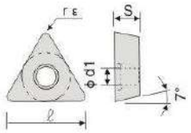

TCMT 09 02 02–□□

切削刃长度(ℓ) Cutting edge length · 厚度(S) Thickness · 刀尖圆弧半径(r_ε) Corner arc radius · 断屑槽代号 Chip breaker code

TC□T	0801□□	0802□□-J08	0902□□	1102□□	16T3□□
φd1(mm)	2.7	2.3	2.5	2.8	4.4

刀片外形 Insert appearance	型号 Model	尺寸 Dimension L	φI.C	S	φd	r	P LF9008	LF9018	LF9028	LF9218	LF9118	LF918	M LF6011	LF6018	LF6028	LF6118	LF618	K LF3018	LF3028
Finishing-semi finishing 精-半精切削 	TCMT090204	9.6	5.56	2.38	2.5	0.4								▲		▲			
	TCMT090208	9.6	5.56	2.38	2.5	0.8								▲		▲			
	TCMT110202	11	6.35	2.38	2.8	0.2								▲		▲			
	TCMT110204	11	6.35	2.38	2.8	0.4								▲		▲			
	TCMT110208	11	6.35	2.38	2.8	0.8								▲		▲			
	TCMT16T302	16.5	9.525	3.97	4.4	0.2								▲		▲			
	TCMT16T304	16.5	9.525	3.97	4.4	0.4								▲		▲			
	TCMT16T308	16.5	9.525	3.97	4.4	0.8								▲		▲			

产品库存 Product stock ▲ 主推牌号备库存 Main grade reserve stock ○ 按订单生产 Make-to-order

车削刀片(正前角型) Turning insert (Positive)

TP□□

三角形有孔 Triangle with hole
正前角 Positive

TPMT 11 03 04–□□

切削刃长度(ℓ) Cutting edge length — 厚度(S) Thickness — 刀尖圆弧半径(r_ε) Corner arc radius — 断屑槽代号 Chip breaker code

60°

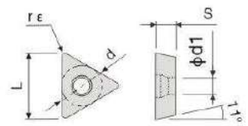

TP□T□□	0601□□	0802□□	0902□□	1103□□	16T3□□
ϕd(mm)	3.97	4.76	5.56	6.35	9.525

刀片外形 Insert appearance	型号 Model	尺寸 Dimension L	ϕI.C	S	ϕd	P LF9008	LF9018	LF9028	LF9218	LF9118	LF918	M LF6008	LF6018	LF6028	LF6118	LF618	K LF3018	LF3028	金属陶瓷 Cermet
半精切削 Semi finishing	TPMT080202L	4.97	2.38	2.5	0.2		▲						▲						
	TPMT080202R	4.97	2.38	2.5	0.2		▲						▲						
	TPMT080204L	4.97	2.38	2.5	0.4		▲						▲						
	TPMT080204R	4.97	2.38	2.5	0.4		▲						▲						
	TPMT090202L	5.56	2.38	2.6	0.2		▲						▲						
	TPMT090202R	5.56	2.38	2.6	0.2		▲						▲						
	TPMT090204L	5.56	2.38	2.6	0.4		▲						▲						
	TPMT090204R	5.56	2.38	2.6	0.4		▲						▲						
	TPMT110202L	6.35	2.38	2.8	0.2		▲						▲						
	TPMT110202R	6.35	2.38	2.8	0.2		▲						▲						
	TPMT110204L	6.35	2.38	2.8	0.4		▲						▲						
	TPMT110204R	6.35	2.38	2.8	0.4		▲						▲						
	TPMT110302L	6.35	3.18	3.4	0.2		▲						▲						
	TPMT110302R	6.35	3.18	3.4	0.2		▲						▲						
	TPMT110304L	6.35	3.18	3.4	0.4		▲						▲						
	TPMT110304R	6.35	3.18	3.4	0.4		▲						▲						
	TPMT160304L	9.525	3.97	4.4	0.4		▲						▲						
	TPMT160304R	9.525	3.97	4.4	0.4		▲						▲						
	TPMT160308L	9.525	3.97	4.4	0.8		▲						▲						
	TPMT160308R	9.525	3.97	4.4	0.8		▲						▲						

产品库存 Product stock ▲ 主推牌号备库存 Main grade reserve stock ○ 按订单生产 Make-to-order

车刀刀片 Turning insert

TPGH□□□-F

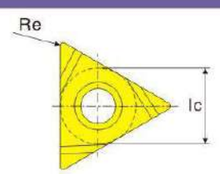

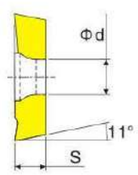

	型号 Model	规格尺寸 Specification and dimension (mm) I.C	S	d	r	牌号 Grade P LF9008	LF9018	LF9028	LF9218	LF9118	LF918	M LF6008	LF6018	LF6028	LF6118	LF618	K LF3018	LF3028	未涂层 Uncoated
精加工 Finishing	TPGH080201L-F	4.76	2.38	2.3	0.1								▲						
	TPGH080202L-F	4.76	2.38	2.3	0.2								▲						
	TPGH080204L-F	4.76	2.38	2.3	0.4								▲						
	TPGH090201L-F	5.56	2.38	3.2	0.1								▲						
	TPGH090202L-F	5.56	2.38	3.2	0.2								▲						
	TPGH090204L-F	5.56	2.38	3.2	0.4								▲						
	TPGH110202L-F	6.35	3.18	3.3	0.2								▲						
	TPGH110204L-F	6.35	3.18	3.3	0.4								▲						

产品库存 Product stock ▲ 主推牌号备库存 Main grade reserve stock ○ 按订单生产 Make-to-order

车刀刀片 Turning insert

TBMT□□□-DP

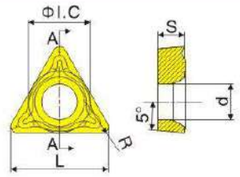

	型号 Model	规格尺寸 Specification and dimension (mm) L	I.C	S	d	r	牌号 Grade P LF9008	LF9018	LF9028	LF9218	LF9118	LF918	M LF6008	LF6018	LF6028	LF6118	LF618	K LF3018	LF3028	未涂层 Uncoated
精加工 Finishing	TBMT060104-DP	6.0	3.97	1.58	2.3	0.4								▲						

产品库存 Product stock ▲ 主推牌号备库存 Main grade reserve stock ○ 按订单生产 Make-to-order

车削刀片(正前角型) Turning insert (Positive)

VB□□

菱形有孔 Rhomb with hole
正前角5° Positive

VBMT 11 03 02–□□

切削刃长度(ℓ) Cutting edge length — 厚度(S) Thickness — 刀尖圆弧半径(r_ε) Corner arc radius — 断屑槽代号 Chip breaker code

35°

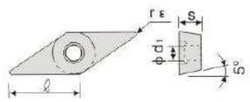

VB□T	1103□□	1604□□
ϕd1(mm)	2.8	4.4

刀片外形 Insert appearance	型号 Model	尺寸 Dimension L	ϕI.C	S	ϕd	r	P LF9008	LF9018	LF9028	LF9218	LF9118	LF918	M LF6008	LF6018	LF6028	LF6118	LF618	K LF3018	LF3028
精加工 Finishing	VBMT110302-MV	11	6.35	3.18	2.8	0.2								▲					
	VBMT110304-MV	11	6.35	3.18	2.8	0.4								▲					
	VBMT110308-MV	11	6.35	3.18	2.8	0.8								▲					
	VBMT160404-MV	16.5	9.525	4.76	4.4	0.4								▲					
	VBMT160408-MV	16.5	9.525	4.76	4.4	0.8								▲					

产品库存 Product stock ▲ 主推牌号备库存 Main grade reserve stock ○ 按订单生产 Make-to-order

车削刀片(正前角型) Turning insert (Positive)

VC□□

菱形有孔 Rhomb with hole

正前角7° Positive

35°

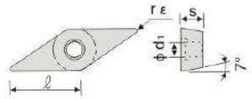

VCMT 11 03 02–□□

切削刃长度(ℓ) Cutting edge length · 厚度(S) Thickness · 刀尖圆弧半径(rε) Corner arc radius · 断屑槽代号 Chip breaker code

VC□T	0802□□	1103□□	1604□□	2205□□
φd1(mm)	2.3	2.8	4.4	5.5

刀片外形 Insert appearance		型号 Model	尺寸 Dimension L	φI.C	S	φd	r	P LF9008	LF9018	LF9028	LF9218	LF9118	LF918	M LF6011	LF6018	LF6028	LF6118	LF618	K LF3018	LF3028
精加工 Finishing		VCMT110302-MV	11	6.35	3.18	2.8	0.2								▲					
		VCMT110304-MV	11	6.35	3.18	2.8	0.4								▲					
		VCMT160404-MV	16	9.525	4.76	4.4	0.4								▲					
		VCMT160408-MV	16	9.525	4.76	4.4	0.8								▲					

产品库存 Product stock ▲ 主推牌号备库存 Main grade reserve stock ○按订单生产 Make-to-order

车刀刀片 Turning insert

WBMT□□□-DP

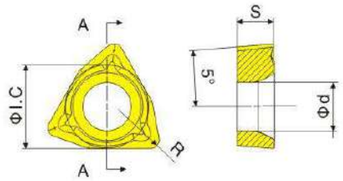

型号 Model		规格尺寸 Specification and dimension (mm) L	I.C	S	d	r	牌号 Grade P LF9008	LF9018	LF9028	LF9218	LF9118	LF918	M LF6008	LF6018	LF6028	LF6118	LF618	K LF3018	LF3028	未涂层 Uncoated
精加工 Finishing	WBMT060104L-DP	6	3.97	1.62	2.35	0.4								▲						

产品库存 Product stock ▲ 主推牌号备库存 Main grade reserve stock ○按订单生产 Make-to-order

金属陶瓷刀片 Cermet insert

车削刀片牌号 Turning insert Grade

牌号 Grade	主要成分 Main components	密度 (g/cm³) Density	硬度 (HRA) Hardness	抗弯强度 (Mpa) Flexural strength	韧性 (Mpa · m^0.5) Toughness	应用领域 application field
LF90	TiCN+NbC	6.65	92.5	1800	7.30	适用于碳钢、合金钢、软钢和铸铁的轻精加工到半精加工；精密加工；通用于车削、铣削；作为螺纹刀可用于加工中、低碳钢，加工表面光洁度好。 Suitable for light finishing–semi finishing of alloy steel, soft steel and cast iron; Precision machining Commonly used in turning and milling; As a thread cutter, it has a good surface roughness and is suitable for machining medium and low carbon steel.

车削刀片槽型 Turning insert chip breaker

槽型名称和几何角度 Groove profile name and geometric angle			应用和特点 Application and character
MT		CCMT09T3 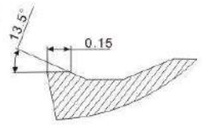	◎半精加工 ◎钢、不锈钢和铸铁 ◎通用型韧性前角 ◎Semi finishing ◎ Steel, stainless steel and cast iron ◎ Universal tough rake face
FG		CCMT09T3 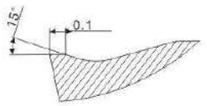	◎精加工 ◎钢、不锈钢和铸铁 ◎低切削力 ◎Finishing ◎ Steel, stainless steel and cast iron ◎ Low cutting force
R-VF		DNMG1504 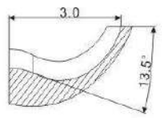	◎中重加工 ◎钢和不锈钢 ◎大前角降低切削力 ◎ Moderate and heavy machining ◎ Steel and stainless steel ◎ Large rake angle to reduce cutting force
R-S		DNMG1504 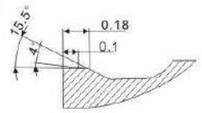	◎半精加工 ◎钢和不锈钢 ◎大前角降低切削力 ◎Semi finishing ◎ Steel and stainless steel ◎ Large rake angle to reduce cutting force
TC		CCMT09T3 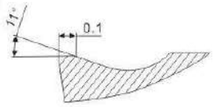	◎精加工 ◎钢和不锈钢 ◎良好断排屑性 ◎Finishing ◎ Steel and stainless steel ◎ Good chip breaking and discharge performance
TS		WNMG0804 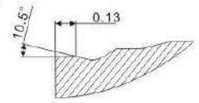	◎精加工 ◎钢 ◎锋利切削刃 ◎Finishing ◎ Steel ◎ Sharp cutting edge

车削刀片型号(负型) Cermet insert (Negative)

CN□□

刀片外形 Insert appearance	型号 Model	尺寸 Dimension					牌号 Grade
		L	D	S	d1	R	LF90
	CNMG120404-MT	12.9	12.7	4.76	5.16	0.4	
	CNMG120408-MT	12.9	12.7	4.76	5.16	0.8	
	CNMG120404-TC	12.9	12.7	4.76	5.16	0.4	
	CNMG120408-TC	12.9	12.7	4.76	5.16	0.8	

产品库存 Product stock ▲ 主推牌号备库存 Main grade reserve stock ○按订单生产 Make-to-order

车削刀片型号(正型) Cermet insert (Positive)

CC□□

刀片外形 Insert appearance	型号 Model	尺寸 Dimension					牌号 Grade
		L	D	S	d1	R	LF90
	CCMT060202-FG	6.5	6.35	2.38	2.8	0.2	
	CCMT060204-FG	6.5	6.35	2.38	2.8	0.4	
	CCMT09T304-FG	9.7	9.525	3.97	4.4	0.4	
	CCMT09T308-FG	9.7	9.525	3.97	4.4	0.8	
	CCMT060204-MT	6.5	6.35	2.38	2.8	0.4	
	CCMT09T304-MT	9.7	9.525	3.97	4.4	0.4	
	CCMT09T308-MT	9.7	9.525	3.97	4.4	0.8	
	CCMT09T304-TC	9.7	9.525	3.97	4.4	0.4	
	CCMT09T308-TC	9.7	9.525	3.97	4.4	0.8	

产品库存 Product stock ▲ 主推牌号备库存 Main grade reserve stock ○按订单生产 Make-to-order

车削刀片型号(正型) Cermet insert (Positive)

DC□□

刀片外形 Insert appearance	型号 Model	尺寸 Dimension					牌号 Grade
		L	D	S	d1	R	LF90
	DCMT070204-FG	7.8	6.35	2.38	2.8	0.4	
	DCMT11T304-FG	11.6	9.525	3.97	4.4	0.4	
	DCMT11T308-FG	11.6	9.525	3.97	4.4	0.8	
	DCMT11T304-MT	11.6	9.525	3.97	4.4	0.4	
	DCMT11T308-MT	11.6	9.525	3.97	4.4	0.8	

产品库存 Product stock ▲ 主推牌号备库存 Main grade reserve stock ○按订单生产 Make-to-order

车削刀片型号(负型) Cermet insert (Negative)

DN□□

刀片外形 Insert appearance	型号 Model	尺寸 Dimension					牌号 Grade
		L	D	S	d1	R	LF90
	DNMG150404-MT	15.5	12.7	4.76	5.16	0.4	
	DNMG150408-MT	15.5	12.7	4.76	5.16	0.8	
	DNMG150404L/R-VF	15.5	12.7	4.76	5.16	0.4	
	DNMG150408L/R-VF	15.5	12.7	4.76	5.16	0.8	
	DNMG150404L/R-S	15.5	12.7	4.76	5.16	0.4	
	DNMG150408L/R-S	15.5	12.7	4.76	5.16	0.8	

产品库存 Product stock ▲ 主推牌号备库存 Main grade reserve stock ○按订单生产 Make-to-order

车削刀片型号(正型) Cermet insert (Positive)

SC□□

刀片外形 Insert appearance	型号 Model	尺寸 Dimension					牌号 Grade
		L	D	S	d1	R	LF90
	SCMT09T304-MT	9.525	9.525	3.97	4.4	0.4	
	SCMT09T308-MT	9.525	9.525	3.97	4.4	0.8	

产品库存 Product stock ▲ 主推牌号备库存 Main grade reserve stock ○按订单生产 Make-to-order

车削刀片型号(正型) Cermet insert (Positive)

TC□□

刀片外形 Insert appearance	型号 Model	尺寸 Dimension					牌号 Grade
		L	D	S	d1	R	LF90
	TCMT090202-MT	9.6	5.56	2.38	2.5	0.2	
	TCMT090204-MT	9.6	5.56	2.38	2.5	0.4	
	TCMT110202-MT	11	6.35	2.38	2.8	0.2	
	TCMT110204-MT	11	6.35	2.38	2.8	0.4	

产品库存 Product stock ▲ 主推牌号备库存 Main grade reserve stock ○按订单生产 Make-to-order

车削刀片型号(正型) Cermet insert (Positive)

TP□□

刀片外形 Insert appearance	型号 Model	尺寸 Dimension					牌号 Grade
		L	D	S	d1	R	LF90
	TPMT110304-FG	11	6.35	2.38	2.8	0.4	

产品库存 Product stock ▲ 主推牌号备库存 Main grade reserve stock ○按订单生产 Make-to-order

车削刀片型号(负型) Cermet insert (Negative)

TN□□

刀片外形 Insert appearance	型号 Model	尺寸 Dimension					牌号 Grade
		L	D	S	d1	R	LF90
	TNGG160402R-F	16.5	9.525	4.76	3.81	0.2	▲
	TNGG16040R-F	16.5	9.525	4.76	3.81	0.4	▲
	TNGG160408R-F	16.5	9.525	4.76	3.81	0.8	▲
	TNGG160402L-F	16.5	9.525	4.76	3.81	0.2	▲
	TNGG160404L-F	16.5	9.525	4.76	3.81	0.4	▲
	TNGG160408L-F	16.5	9.525	4.76	3.81	0.8	▲
	TNGG160402R-C	16.5	9.525	4.76	3.81	0.2	▲
	TNGG160404R-C	16.5	9.525	4.76	3.81	0.4	▲
	TNGG160408R-C	16.5	9.525	4.76	3.81	0.8	▲
	TNGG160402L-C	16.5	9.525	4.76	3.81	0.2	▲
	TNGG160404L-C	16.5	9.525	4.76	3.81	0.4	▲
	TNGG160408L-C	16.5	9.525	4.76	3.81	0.8	▲
	TNGG160402R-P	16.5	9.525	4.76	3.81	0.2	▲
	TNGG160404R-P	16.5	9.525	4.76	3.81	0.4	▲
	TNGG160408R-P	16.5	9.525	4.76	3.81	0.8	▲
	TNGG160402L-P	16.5	9.525	4.76	3.81	0.2	▲
	TNGG160404L-P	16.5	9.525	4.76	3.81	0.4	▲
	TNGG160408L-P	16.5	9.525	4.76	3.81	0.8	▲

产品库存 Product stock ▲ 主推牌号备库存 Main grade reserve stock ○按订单生产 Make-to-order

车削刀片型号(负型) Cermet insert (Negative)

VN□□

刀片外形 Insert appearance	型号 Model	尺寸 Dimension					牌号 Grade
		L	D	S	d1	R	LF90
	TNMG160404-MT	16.5	9.525	4.76	3.81	0.4	
	TNMG160408-MT	16.5	9.525	4.76	3.81	0.8	
	TNMG160404-TC	16.5	9.525	4.76	3.81	0.4	
	TNMG160408-TC	16.5	9.525	4.76	3.81	0.8	
	TNMG160404L-VF	16.5	9.525	4.76	3.81	0.4	
	TNMG160404R-VF	16.5	9.525	4.76	3.81	0.4	
	TNMG160408L-VF	16.5	9.525	4.76	3.81	0.8	
	TNMG160408R-VF	16.5	9.525	4.76	3.81	0.8	
	TNMG160404L-S	16.5	9.525	4.76	3.81	0.4	
	TNMG160404R-S	16.5	9.525	4.76	3.81	0.4	
	TNMG160408L-S	16.5	9.525	4.76	3.81	0.8	
	TNMG160408R-S	16.5	9.525	4.76	3.81	0.8	

产品库存 Product stock ▲ 主推牌号备库存 Main grade reserve stock ○按订单生产 Make-to-order

车削刀片型号(负型) Cermet insert (Negative)

VN□□

刀片外形 Insert appearance	型号 Model	尺寸 Dimension					牌号 Grade
		L	D	S	d1	R	LF90
	VNMG160404-MT	16.6	9.525	4.76	3.81	0.4	
	VNMG160408-MT	16.6	9.525	4.76	3.81	0.8	

产品库存 Product stock ▲ 主推牌号备库存 Main grade reserve stock ○按订单生产 Make-to-order

车削刀片型号(负型) Cermet insert (Negative)

WN□□

刀片外形 Insert appearance	型号 Model	尺寸 Dimension					牌号 Grade
		L	D	S	d1	R	LF90
	WNMG060404-FG	6.5	9.525	4.76	3.81	0.4	
	WNMG080404-MT	8.7	12.7	4.76	5.16	0.4	
	WNMG080408-MT	8.7	12.7	4.76	5.16	0.8	
	WNMG080404-TS	8.7	12.7	4.76	5.16	0.4	
	WNMG080404-TC	8.7	12.7	4.76	5.16	0.4	

产品库存 Product stock ▲ 主推牌号备库存 Main grade reserve stock ○按订单生产 Make-to-order

车削刀片 Cermet insert

推荐加工参数 Recommended machining parameters

P 钢 Steel
M 不锈钢 Stainless steel
K 铸铁 Cast iron

型号 Model			推荐切削参数 Recommended cutting parameters		切削速度 Cutting speed
			进给 (mm/rev) Feed	切深 (mm) Cutting depth	LF90
CNMG	120404	MT	0.15–0.40	1.0–4.0	280 220
	120408	MT	0.17–0.55	1.2–4.5	
	120404	TC	0.15–0.40	0.5–3.5	310 140
DNMG	150404	MT	0.15–0.40	0.8–3.5	280 220
	150404	R–VF	0.10–0.35	0.7–4.0	310
	150404	R–S	0.20–0.40	1.5–4.0	
TNMG	160404	MT	0.17–0.35	1.0–3.0	280 220
	160408	MT	0.17–0.35	1.2–3.5	
	160404	R–VF	0.10–0.30	0.7–3.0	
	160404	R–S	0.15–0.30	1.0–3.0	310
	160404	L–S	0.15–0.30	0.8–3.0	
	160404	TC	0.15–0.40	1.5–3.5	310 140
VNMG	160404	MT	0.15–0.36	0.8–2.5	
	160408	MT	0.17–0.36	1.0–2.5	280 220
WNMG	060404	FG	0.07–0.20	0.5–2.0	310 230
	080404	MT	0.12–0.40	1.0–3.5	280 220
	080408	MT	0.17–0.55	1.2–3.5	
	080404	TS	0.08–0.20	0.3–1.5	280
	080404	TC	0.15–0.30	1.5–3.5	310 140
CCMT	060202	FG	0.10–0.25	0.6–2.4	320
	060204	FG	0.05–0.15	0.3–1.5	310 230
	060204	MT	0.07–0.20	0.5–2.0	280 210
	09T304	MT	0.10–0.25	0.7–3.0	
	09T304	FG	0.07–0.20	0.4–2.0	310 230
	09T304	TC	0.08–0.3	0.5–3.0	280
DCMT	070204	FG	0.08–0.20	0.4–1.5	
	11T304	FG	0.10–0.25	0.6–1.5	310 240
	11T304	MT	0.10–0.25	0.7–3.0	
SCMT	09T304	MT	0.10–0.25	0.7–3.0	280 210
TCMT	090204	MT	0.10–0.25	0.6–2.0	280 210
	110204	MT	0.10–0.25	0.6–2.5	
TPMT	110304	FG	0.07–0.20	0.4–1.5	310 230

断屑槽几何外观 Geometry appearance of chip breaker

MGM(G)N–M

- 特殊的断屑槽设计，通过使用一个中心断屑槽使得切削比常规平顶几何设计更为平衡
- 特殊的表面凸点设置，有助于外圆切削时切屑控制，可获得更为平滑的切屑流
– 断屑槽设计用于车削 & 切槽加工
- Unique chip breaker groove design, making cutting more balanced by using one central chip breaker groove instead of a conventional flat–end one.
- Special surface convex points, facilitate chip control during outer circle cutting and obtain smoother chip flow.
–The chip breaker groove is designed to be used for turning & grooving.

MGMN–G

- 特殊断屑槽设计使切屑变窄提高切屑流控制
- 切槽专用断屑槽设计
- The special design of the chip breaker groove narrows chip flow to improve its control.
- The chip breaker groove is designed especially for grooving.

MRMN–M

- 圆型几何设计用于仿形加工
- 可用于越程槽加工
- The circular design is used for profiling
- Can be used for grind undercut machining

车削和切槽 Turning and grooving

刀片的选择 Selection of insert

▶ 进给率

–决定进给率最大值的因素要考虑到刀片的规格参数以及机床性能(Fmax=W × 0.075)
–最大进给率不能超过刀片R角半径；
–在切槽加工中，排屑问题可通过小切深分步加工的方法解决

▶ Feed rate

–Take the insert specification and lathe performance into consideration when determining the max feed rate value (Fmax=W × 0.075)
–Fmax shall not exceed the radius of R angle of the insert;
–During grooving, the problem of chip discharge can be solved by step–by–step machining with small cutting depth.

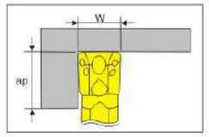

▶ 切深

–最小切深不应小于刀片的刀尖半径
–最大切削深度取决于机床的切削负载
–采用不同形状刀片可以改善被加工件的偏差和间隙角

▶ Cutting depth

–the Min cutting depth shouldn't be less than the tool nose radius of the insert
–The Max cutting depth depends on the cutting load of the lathe.
–The deviation and clearance angle of the machined workpiece can be improved by using inserts of different shapes.

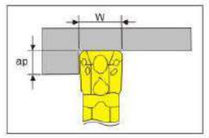

车削注意事项 Precautions for turning

▶ MGT刀具的设计可使其通过刀片间隙角产生侧向切削力，这个特点使其比ISO标准刀片更具优势
▶ MGT标准刀片具有“修光”的效果，以提高表面粗糙度

▶ The MGT tool is designed to produce lateral cutting force through the clearance angle of the insert, which makes it more advantageous than the ISO standard insert.
▶ The MGT standard insert has a "sleeking" effect to improve the surface roughness.

精加工注意事项(最终品质补偿)
Precautions for finishing (final quality compensation)

▶沿径向切槽至最终直径后，沿轴向横向切削可能会导致被加工件实际加工偏差。在这种情况下，根据公式，做加工补偿，可得到您想加工的最终直径

▶沿上图的加工方向利用间隙角消除加工偏差（通常在最终车削加工时产生)为获得优良的表面粗糙度，无偏差，请沿以下加工方向进行加工

(1)切槽至最终工件直径 (2)退刀距离为 θ/2 (3)沿最终直径连续横向车削

▶Transverse cutting axially after reaching the desired final diameter along the radial direction for grooving may cause real machining deviation to the machined workpiece. In this case, machining compensation is necessary to obtain the desired final diameter according to the formula.

▶Eliminate the machining deviation (which is usually produced during final turning) along the machining direction as shown in the above figure by using the clearance angle and obtain excellent surface toughness without deviation. Please machine along the following machining direction.

1) Grooving until the final workpiece diameter is reached. 2) The retracting distance is θ/2.
3) Continuously transverse turning along the final diameter.

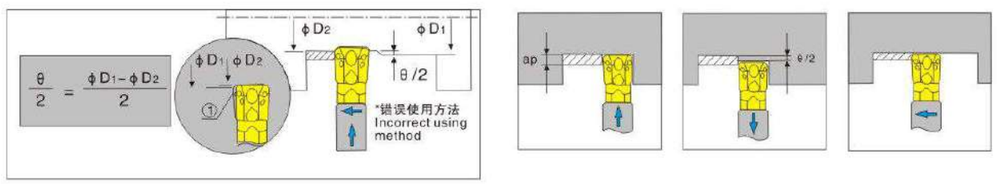

MGT刀具车削应用注意事项 Precautions for MGT tool turning

▶ MGT刀具作为一种多功能刀具，可进行切槽与车削加工。当使用MGT刀具时，须谨记此刀具模仿ISO标准车削加工应用，此加工使用正后角，因此刀具的切削力与切深都实施在同一加工中。这将导致刀片一定程度的磨损，车削后，切槽加工工序将无法到达最终要求直径。为消除直径偏差，刀具右移0.1mm，然后回到切槽加工的原始位置。

▶As a multifunctional tool, the MGT tool can be applied to grooving and turning. When using the MGT tool, remember that the tool imitates the ISO standard turning in applications, i.e. using positive clearance angle during machining, therefore, the cutting force and depth of the tool are exerted in the same machining, which will cause insert wear to a certain extent and the grooving process cannot reach the required final diameter after turning. In order to eliminate diameter deviation, move the tool 0.1mm rightwards and then return to the original position of the grooving.

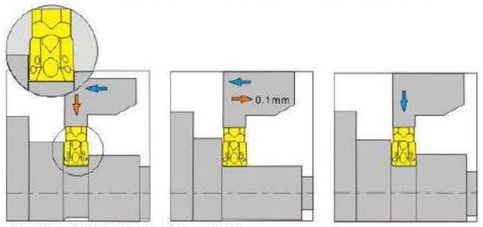

*错误使用方法 Incorrect using method

被加工件圆角半径小于刀片刀尖半径
The fillet radius of the machined workpiece is smaller than the tool nose radius of the insert.

当切槽时，如果被加工件圆角半径大于刀片刀尖半径，在稳定的切削阻力下，MGT刀具会产生合成负载（如图所示）径向切深和轴向切深方向的不平衡切削，负载会导致刀片和刀杆的损坏。

When grooving, the MGT tool will produce synthetic unbalanced cutting of the load (as shown in the Fig.) in the directions of radial and axial cutting depth, while the load will cause insert and cutter bar damage.

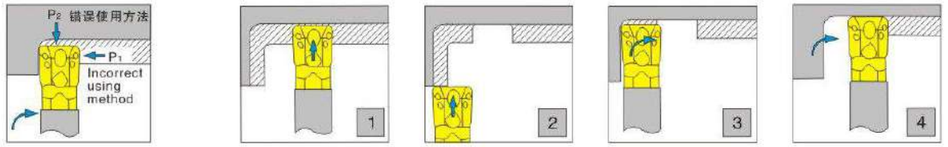

刀片 Insert

导程角应用 Lead angle application	导程角0° (无方向性) 0° lead angle (non-directional)	导程角4° ~8° 4° ~8° lead angle	导程角8° ~15° 8° ~15° lead angle
			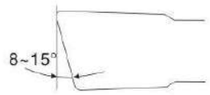
4° –管(管和空心棒材) 6° –管和实心棒材 8° ––实心棒材 15° –小径实心棒材	● 实心棒材工件切断加工 ● 切断时中心会有残留 ● 切断时防止偏离被加工件切削方向 ● 适用大直径切断	● 实心棒工件切断加工时减少中心残留 ● 管和空心棒工件切断减少毛刺	● 小径空心棒工件切断加工 ● 小径实心棒工件切断时，减少中心残留
4° – Tube (tube and hollow bar) 6° –Tube and solid bar 8° –Solid bar 15° – Small diameter solid bar	● Solid bar workpiece cutting ● There will be residues at the center during cutting ● Avoid deviation from the cutting direction of the machined workpiece during cutting ● Suitable for major diameter cutting	● Reduce central residue when cutting solid bar workpieces ● Reduce burrs when cutting tubes and hollow bars	● Minor diameter hollow bar workpiece cutting ● Reduce central residue when cutting minor diameter solid bar workpieces

※可用刀片(Available insert)：MGMR/L□□□ – □□ –PS/PT
导程角(°) Lead angle (°)

刀片选择
Insert selection

▶为使刀片与切削条件正确匹配，需要考虑以下因素
・刀片宽度・断屑槽・材质和刀尖半径R

▶In order to match the insert with the cutting conditions, the following factors need to be considered:
・Insert width・ chip breaker groove・ Material and tool nose radius R

▶切深与切削宽度的关系
•无方向性刀片导程角为0度，最适宜切深较大的加工领域
•普通合金钢，最大切深=切削宽度W×0.8

▶The relationship between the cutting depth and the cutting width
•The non-directional insert with a 0° lead angle is most suitable for machining with relatively big cutting depth.
• Ordinary alloy steel, Max cutting depth= cutting width W×0.8.

▶有导程角刀片
•为减少毛刺，我们推荐使用具有导程角刀片。大导程角刀片可减少毛刺但也能降低刀具使用寿命。如果毛刺程度可以接受，推荐使用无方向性刀片

▶Insert with a lead angle
•In order to reduce burrs, it is recommended to use an insert with a lead angle. Though a big-lead angle insert can reduce burrs, the service life of the tool may be reduced. If the burr level is acceptable, it is recommended to use a non-directional insert.

车削和切槽 Turning and grooving

刀杆设定 Cutter bar setting

▶切削位置必须精确安装使其与加工轴垂直或成90°，使震动减至最小

▶The cutter bar must be installed precisely at the cutting position, making it perpendicular (90°) to the machining shaft to reduce vibration to the largest extent.

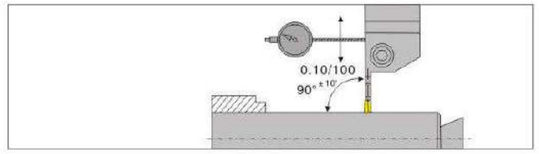

切断设定 Cutting setting

▶需要将刀片刃部高度设定与轴线在±0.1mm范围内

• 加工时需要尽可能靠近夹持部进行加工，减少 震动

▶The height of the insert cutting edge needs to be set within ±0.1mm from the axis.

• Machining close to the clamping part as much as possible during processing to reduce vibration.

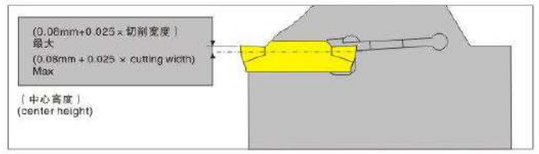

注意 Note

▶保证切削速度和进给保持一致
•为更好的切削表现，采用适当数量的切削液
•装刀前彻底清理刀片和刀座

▶Make sure the cutting speed is consistent with the feed speed
•Use an appropriate amount of cutting fluid to have better cutting performance
•Clean the insert and cutter seat thoroughly before mounting the insert

用法 Usage

▶如果刀片磨损请立即更换刀片，这样可以避免被加工件被损坏
•如果刀杆底座磨损请立即更换新的刀杆保证稳定的夹持
•不要磨削刀片底座

▶Please replace the insert immediately in case of tool wear to avoid the damage of the machined workpiece.
•Please replace with a new cutter bar in case of cutter bar base wear to ensure stable clamping.
• Do not grind the insert base.

断屑槽选择 Selection of chip breaker groove

我们的断屑槽设计使得在切槽加工中切屑变窄。切屑窄通常有以下优点：

▶减少切屑与被加工件的摩擦。通常获得较好的表面粗糙度

▶较好的切屑流，由于切屑负载减小，操作人员可以提高进给率

Our chip breaker groove is designed to make chip flow narrow during grooving. A narrow chip flow usually has the following advantages:

▶ Reduce the friction between the chip and the machined workpiece. Obtain A favorable surface roughness usually.

▶ A good chip flow can reduce chip load, so that the operator can improve the feed rate.

切槽刀片 Grooving insert

MGMN□□-G

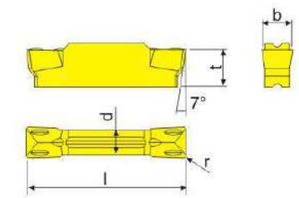

应用 Application	型号 Model	规格尺寸(mm) Specification and dimension (mm)					涂层硬质合金 Coated carbide												
							P					M				K			
		b	r	l	d	t	LF9008	LF9018	LF9028	LF9218	LF9118	LF918	LF6008	LF6018	LF6028	LF6118	LF618	LF3018	LF3028	LDA
切槽 Grooving	MGMN150-G	1.5	0.15	16	1.2	3.5		▲						▲						▲
	MGMN200-G	2	0.2	16	1.6	3.5		▲						▲						▲
	MGMN250-G	2.5	0.2	18.5	2	3.85		▲						▲						▲
	MGMN300-G	3	0.4	21	2.35	4.8		▲						▲						▲
	MGMN400-G	4	0.4	21	3.3	4.8		○						○						○

产品库存 Product stock ▲ 主推牌号备库存 Main grade reserve stock ○ 按订单生产 Make-to-order

切槽刀片 Grooving insert

MGMN□□-M

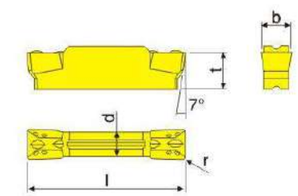

应用 Application	型号 Model	规格尺寸(mm) Specification and dimension (mm)					涂层硬质合金 Coated carbide												
							P					M				K			
		b	r	l	d	t	LF9008	LF9018	LF9028	LF9218	LF9118	LF918	LF6008	LF6018	LF6028	LF6118	LF618	LF3018	LF3028	LDA
切槽车削 Grooving Turning	MGMN200-M	2	0.2	16	1.6	3.5		▲					▲	▲						▲
	MGMN250-M	2.5	0.2	18.5	2	3.85		▲					▲	▲						▲
	MGMN300-M	3	0.4	21	2.35	4.8		▲					▲	▲						▲
	MGMN400-M	4	0.4	21	3.3	4.8		▲					▲	▲						▲
	MGMN500-M	5	0.4	26	4.1	5.8		▲					▲	▲						▲
	MGMN600-M	6	0.8	26	5	5.8		○					○	○						○

产品库存 Product stock ▲ 主推牌号备库存 Main grade reserve stock ○ 按订单生产 Make-to-order

切槽刀片 Grooving insert

MGMN□□-T

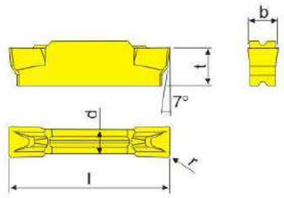

Application 应用	型号 Model	规格尺寸(mm) Specification and dimension (mm)					涂层硬质合金 Coated carbide												
							P						M				K		LDA
		b	r	l	d	t	LF9008	LF9018	LF9028	LF9218	LF9118	LF918	LF6008	LF6018	LF6028	LF6118	LF618	LF3018	LF3028	
Grooving 切槽	MGMN200-T	2	0.2	16	1.6	3.5		▲						▲						▲
	MGMN300-T	3	0.4	21	2.35	4.8		▲						▲						▲
	MGMN400-T	4	0.4	21	3.3	4.8		▲						▲						▲
	MGMN500-T	5	0.4	26	4.1	5.8		▲						▲						▲

产品库存 Product stock ▲ 主推牌号备库存 Main grade reserve stock ○ 按订单生产 Make-to-order

切槽刀片 Grooving insert

MGMN□□-H

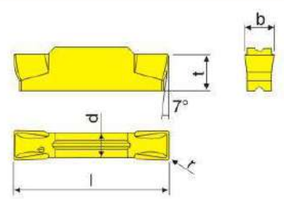

Application 应用	型号 Model	规格尺寸(mm) Specification and dimension (mm)					涂层硬质合金 Coated carbide												
							P						M				K		LDA
		b	r	l	d	t	LF9008	LF9018	LF9028	LF9218	LF9118	LF918	LF6008	LF6018	LF6028	LF6118	LF618	LF3018	LF3028	
Grooving 切槽	MGMN200-H	2	0.2	16	1.6	3.5		▲						▲						▲
	MGMN300-H	3	0.4	21	2.35	4.8		▲						▲						▲
	MGMN400-H	4	0.4	21	3.3	4.8		▲						▲						▲
	MGMN500-H	5	0.4	26	4.1	5.8		▲						▲						▲

产品库存 Product stock ▲ 主推牌号备库存 Main grade reserve stock ○ 按订单生产 Make-to-order

切槽刀片 Grooving insert

MGGN□□□-JH

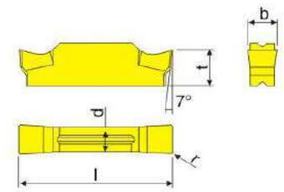

Application 应用	型号 Model	规格尺寸(mm) Specification and dimension (mm)					涂层硬质合金 Coated carbide												
							P						M				K		LDA
		b	r	l	d	t	LF9008	LF9018	LF9028	LF9218	LF9118	LF918	LF6008	LF6018	LF6028	LF6118	LF618	LF3018	LF3028	
Grooving 切槽	MGGN150-JH	1.5	0.15	16	1.2	3.5									▲					
	MGGN200-JH	2	0.2	16	1.6	3.5									▲					
	MGGN250-JH	2.5	0.2	18.5	2	3.85									▲					
	MGGN300-JH	3	0.4	21	2.35	4.8									▲					
	MGGN400-JH	4	0.4	21	3.3	4.8									▲					
	MGGN500-JH	5	0.4	26	4.1	5.8									▲					
	MGGN600-JH	6	0.4	26	4.1	5.8									▲					

产品库存 Product stock ▲ 主推牌号备库存 Main grade reserve stock ○ 按订单生产 Make-to-order

切槽刀片 Grooving insert

MRMN□□-M

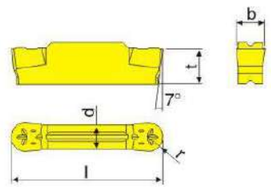

Application 应用	型号 Model	规格尺寸(mm) Specification and dimension (mm)					涂层硬质合金 Coated carbide												
							P						M				K		LDA
		b	r	l	d	t	LF9008	LF9018	LF9028	LF9218	LF9118	LF918	LF6008	LF6018	LF6028	LF6118	LF618	LF3018	LF3028	
Grind undercut profile 越程槽仿形	MRMN200-M	2	1	16	1.6	3.5		▲					▲							▲
	MRMN300-M	3	1.5	21	2.35	4.8		▲					▲							▲
	MRMN400-M	4	2	21	3.3	4.8		▲					▲							▲
	MRMN500-M	5	2.5	26	4.1	5.8		▲					▲							▲
	MRMN600-M	6	3	26	5	5.8		○					○							○

产品库存 Product stock ▲ 主推牌号备库存 Main grade reserve stock ○ 按订单生产 Make-to-order

切槽刀片 Grooving insert

MGGN□□-JM

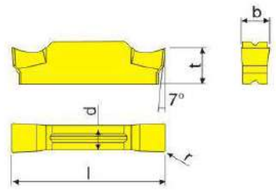

Application 应用	型号 Model	规格尺寸(mm) Specification and dimension (mm)					涂层硬质合金 Coated carbide												
							P					M				K			
		b	r	l	d	t	LF9008	LF9018	LF9028	LF9218	LF9118	LF918	LF6008	LF6018	LF6028	LF6118	LF618	LF3018	LF3028	LDA
Grooving 切槽	MGGN150-JM	1.5	0.15	16	1.2	3.5		▲					▲	▲						▲
	MGGN200-JM	2	0.2	16	1.6	3.5		▲					▲	▲						▲
	MGGN250-JM	2.5	0.2	18.5	2	3.85		▲					▲	▲						▲
	MGGN300-JM	3	0.4	21	2.35	4.8		▲					▲	▲						▲
	MGGN400-JM	4	0.4	21	3.3	4.8		▲					○	▲						▲
	MGGN500-JM	5	0.4	26	4.1	5.8		○					○	○						○

产品库存 Product stock ▲ 主推牌号备库存 Main grade reserve stock ○ 按订单生产 Make-to-order

切槽刀片 Grooving insert

MGGN□□-8

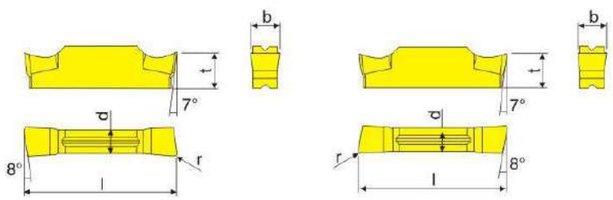

Application 应用	型号 Model	规格尺寸(mm) Specification and dimension (mm)					涂层硬质合金 Coated carbide												
							P					M				K			
		b	r	l	d	t	LF9008	LF9018	LF9028	LF9218	LF9118	LF918	LF6008	LF6018	LF6028	LF6118	LF618	LF3018	LF3028	LDA
Grooving 切槽	MGGN150L-8	1.5	-	16	1.2	3.5		▲					▲	▲						▲
	MGGN150R-8							▲					▲	▲						▲
	MGGN200L-8	2	-	16	1.6	3.5		▲					▲	▲						▲
	MGGN200R-8							▲					▲	▲						▲
	MGGN250L-8	2.5	-	18.5	2	3.85		▲					▲	▲						▲
	MGGN250R-8							▲					▲	▲						▲
	MGGN300L-8	3	-	21	2.35	4.8		▲					▲	▲						▲
	MGGN300R-8							▲					▲	▲						▲
	MGGN400L-8	4	-	21	3.3	4.8		▲					▲	▲						▲
	MGGN400R-8							▲					▲	▲						▲
	MGGN500L-8	5	-	26	4.1	5.8		○					○	○						○
	MGGN500R-8							○					○	○						○

产品库存 Product stock ▲ 主推牌号备库存 Main grade reserve stock ○ 按订单生产 Make-to-order

切槽刀片 Grooving insert

MGMN□□-G-AL

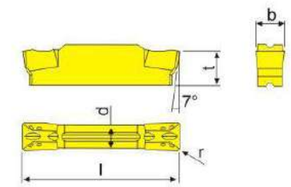

Application 应用	型号 Model	规格尺寸(mm) Specification and dimension (mm)					涂层硬质合金 Coated carbide													未涂层硬质合金 Uncoated carbide
							P					M				K				
		b	r	l	d	t	LF9008	LF9018	LF9028	LF9218	LF9118	LF918	LF6008	LF6018	LF6028	LF6118	LF618	LF3018	LF3028	H01
Grooving Turning 切槽车削	MGMN150-G-AL	1.5	0.15	16	1.2	3.5														▲
	MGMN200-G-AL	2	0.2	16	1.6	3.5														▲
	MGMN250-G-AL	2.5	0.2	18.5	2	3.85														▲
	MGMN300-G-AL	3	0.4	21	2.35	4.8														▲
	MGMN400-G-AL	4	0.4	21	3.3	4.8														▲
	MGMN500-G-AL	5	0.4	26	4.1	5.8														▲

产品库存 Product stock ▲ 主推牌号备库存 Main grade reserve stock ○ 按订单生产 Make-to-order

切槽刀片 Grooving insert

MRMN□□-M-AL

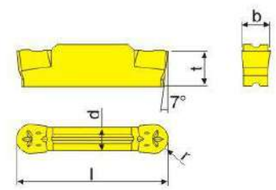

Application 应用	型号 Model	规格尺寸(mm) Specification and dimension (mm)					涂层硬质合金 Coated carbide													未涂层硬质合金 Uncoated carbide
							P					M				K				
		b	r	l	d	t	LF9008	LF9018	LF9028	LF9218	LF9118	LF918	LF6008	LF6018	LF6028	LF6118	LF618	LF3018	LF3028	H01
Grind undercut profile 越程槽仿形	MRMN200-M-AL	2	1	16	1.6	3.5														▲
	MRMN300-M-AL	3	1.5	21	2.35	4.8														▲
	MRMN400-M-AL	4	2	21	3.3	4.8														▲
	MRMN500-M-AL	5	2.5	26	4.1	5.8														▲
	MRMN600-M-AL	6	3	26	5	5.8														○

产品库存 Product stock ▲ 主推牌号备库存 Main grade reserve stock ○ 按订单生产 Make-to-order

切槽刀片 Grooving insert

TDC□-□□□

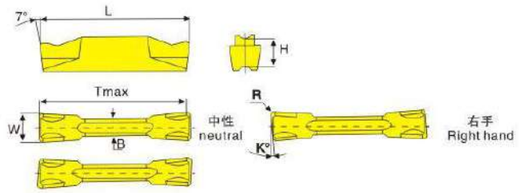

应用 Application	型号 Model	刀座尺寸 Cutter seat dimension	W +0.05	R	B	L	K	H	Tmax	涂层硬质合金 Coated carbide P LF9008	P LF9018	P LF9028	P LF9218	P LF9118	P LF918	M LF6008	M LF6018	M LF6028	M LF6118	M LF618	K LF3018	K LF3028	未涂层硬质合金 Uncoated carbide H01
切槽 Grooving	TDC 2	2	2.0	0.2	1.7	20.0	–	4.7	19								▲						
	TDC 2-6R/L						6										▲						
	TDC 2-8R/L						8										▲						
	TDC 2-15R/L						15										▲						
	TDC 2-15RS/L					19.6	15										▲						
	TDC 3	3	3.0	0.2	2.4	20.0	–										▲						
	TDC 3-6R/L						6										▲						
	TDC 3-6RS/LS					19.6	6										▲						
	TDC 3-15R/L					20.0	15										▲						
	TDC 3-15RS/LS					19.6	15										▲						
	TDC 4	4	4.0	0.3	3.0	25.0	–										▲						
	TDC 4-4R/L						4										▲						
	TDC 4-15R/L						15										▲						
	TDC 5	5	5.0	0.3	4.0	20.0	–	5.2	24								▲						
	TDC 5-4R						4										▲						
	TDC 6	6	6.0	0.3	5.0	25.0	–										▲						
	TDC 8	8	8.0	0.4	6.0	30.0	–	6.4	29								○						

产品库存 Product stock ▲ 主推牌号备库存 Main grade reserve stock ○ 按订单生产 Make-to-order

切槽刀片 Grooving insert

TDT□-□□□

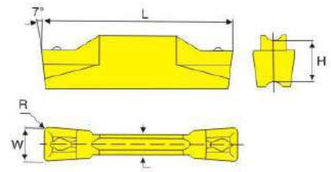

应用 Application	型号 Model	刀座尺寸 Cutter seat dimension	W ±0.05	R	B	L	H	涂层硬质合金 Coated carbide P LF9008	P LF9018	P LF9028	P LF9218	P LF9118	P LF918	M LF6008	M LF6018	M LF6028	M LF6118	M LF618	K LF3018	K LF3028	未涂层硬质合金 Uncoated carbide H01
切槽 Grooving	TDT 2.65E-0.15	3	2.65	0.15	2.2	20.0	4.7								▲						
	TDT 3.00E-0.20		3.00	0.20											▲						
	TDT 3.00E-0.40			0.40											▲						
	TDT 3.15E-0.15		3.15	0.15											▲						
	TDT 4.00E-0.40	4	4.00	0.40	3.0										▲						
	TDT 4.00E-0.80			0.80											▲						
	TDT 4.15E-0.15		4.15	0.15											▲						
	TDT 4.78E-0.55	5	4.78	0.55	4.0	25.0	5.2								▲						
	TDT 5.00E-0.40		5.00	0.40											▲						
	TDT 5.00E-0.80			0.80											▲						
	TDT 5.15E-0.15		5.15	0.15											▲						
	TDT 6.00E-0.80	6	6.00	0.80	5.0										▲						
	TDT 6.00E-1.20			1.20											▲						
	TDT 8.00E-0.80	8	8.00	0.80	6.0	30.0	6.4								○						
	TDT 8.00E-1.20			1.20											○						
	TDT 10.00E-0.80	10	10	0.8	8.0										○						
	TDT 10.00E-1.20			1.2											○						
	TDT 10.00E-2.00			2.0											○						

产品库存 Product stock ▲ 主推牌号备库存 Main grade reserve stock ○ 按订单生产 Make-to-order

切槽刀片 Grooving insert

CT□□□.□□□



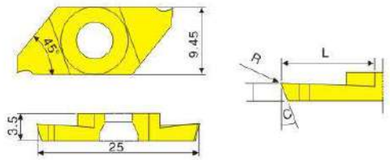

型号 Model	尺寸 Dimension					牌号 Grade		
	R	W	L	C	最大切断D Max cut-off	LF6018	LF90	LDA
CTPA0.7FR	0.05	0.7	6.5	16°	12	▲		▲
CTPA1.0FR		1	6.5	16°	12	▲		▲
CTPA1.5FR		1.5	7.5	16°	14	▲		▲
CTPA2.0FR		2	7.5	16°	14	▲		▲
CTPA0.7FRN		0.7	6.5	0	12	▲		▲
CTPA1.0FRN		1	6.5	0	12	▲		▲
CTPA1.5FRN		1.5	7.5	0	14	▲		▲
CTPA2.0FRN		2	7.5	0	14	▲		▲
CTPA0.7FL		0.7	6.5	16°	12	▲		▲
CTPA1.0FL		1	6.5	16°	12	▲		▲
CTPA1.5FL		1.5	7.5	16°	14	▲		▲
CTPA2.0FL		2	7.5	16°	14	▲		▲
CTPA0.7FLN		0.7	6.5	0	12	▲		▲
CTPA1.0FLN		1	6.5	0	12	▲		▲
CTPA1.5FLN		1.5	7.5	0	14	▲		▲
CTPA2.0FLN		2	7.5	0	14	▲		▲

产品库存 Product stock ▲ 主推牌号备库存 Main grade reserve stock ○按订单生产 Make-to-order

切槽刀片 Grooving insert

CT□□.□□□



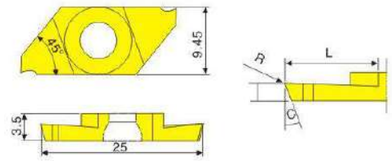

型号 Model	尺寸 Dimension					牌号 Grade		
	R	W	L	C	最大切断D Max cut-off	LF6018	LF90	LDA
CTP0.7FR	0.05	0.7	4.5	16°	8	▲		▲
CTP1.0FR		1	6.5	16°	12	▲		▲
CTP1.5FR		1.5	6.5	16°	12	▲		▲
CTP2.0FR		2	6.5	16°	12	▲		▲
CTP0.7FRN		0.7	4.5	0	8	▲		▲
CTP1.0FRN		1	6.5	0	12	▲		▲
CTP1.5FRN		1.5	6.5	0	12	▲		▲
CTP2.0FRN		2	6.5	0	12	▲		▲
CTP0.7FL		0.7	4.5	16°	8	▲		▲
CTP1.0FL		1	6.5	16°	12	▲		▲
CTP1.5FL		1.5	6.5	16°	12	▲		▲
CTP2.0FL		2	6.5	16°	12	▲		▲
CTP0.7FLN		0.7	4.5	0	8	▲		▲
CTP1.0FLN		1	6.5	0	12	▲		▲
CTP1.5FLN		1.5	6.5	0	12	▲		▲
CTP2.0FLN		2	6.5	0	12	▲		▲

产品库存 Product stock ▲ 主推牌号备库存 Main grade reserve stock ○按订单生产 Make-to-order

GR

图A 单头
Fig. A Single-head

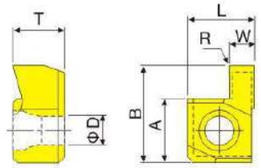

图B 双头
Fig. B Double-head

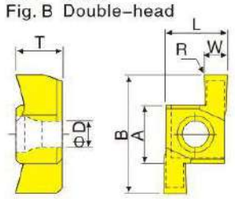

型号 Model	尺寸 Dimension							牌号 Grade		
	W	A	B	T	ΦD	L	R	LF6018	LF90	LDA
6GR/L100	1.0	4.76	6.4	2.34	2.3	5.56	0.2	▲		▲
6GR/L110	1.1							▲		▲
6GR/L120	1.2							▲		▲
6GR/L130	1.3							▲		▲
6GR/L140	1.4							▲		▲
6GR/L150	1.5							▲		▲
6GR/L160	1.6							▲		▲
6GR/L170	1.7							▲		▲
6GR/L180	1.8							▲		▲
6GR/L190	1.9							▲		▲
6GR/L200	2.0							▲		▲
7GR/L100	1.0	5.56	7.36	3.08	2.58	5.56		▲		▲
7GR/L110	1.1							▲		▲
7GR/L120	1.2							▲		▲
7GR/L130	1.3							▲		▲
7GR/L140	1.4							▲		▲
7GR/L150	1.5							▲		▲
7GR/L160	1.6							▲		▲
7GR/L170	1.7							▲		▲
7GR/L180	1.8							▲		▲
7GR/L190	1.9							▲		▲
7GR/L200	2.0							▲		▲
8GR/L100	1.0	5.56	10.16	3.87	2.58	6.15		▲		▲
8GR/L110	1.1							▲		▲
8GR/L120	1.2							▲		▲
8GR/L130	1.3							▲		▲
8GR/L140	1.4							▲		▲
8GR/L150	1.5							▲		▲
8GR/L160	1.6							▲		▲
8GR/L170	1.7							▲		▲
8GR/L180	1.8							▲		▲
8GR/L190	1.9							▲		▲
8GR/L200	2.0							▲		▲
8GR/L210	2.1							▲		▲
8GR/L220	2.2							▲		▲
8GR/L230	2.3							▲		▲
8GR/L240	2.4							▲		▲
8GR/L250	2.5							▲		▲
8GR/L260	2.6							▲		▲
8GR/L270	2.7							▲		▲

产品库存 Product stock ▲ 主推牌号备库存 Main grade reserve stock ○ 按订单生产 Make-to-order

GR

图A 单头
Fig. A Single-head

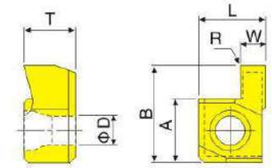

图B 双头
Fig. B Double-head

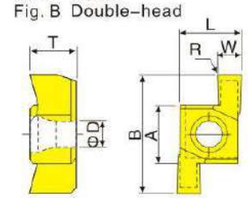

型号 Model	尺寸 Dimension							牌号 Grade		
	W	A	B	T	ΦD	L	R	LF6018	LF90	LDA
8GR/L280	2.8	5.56	10.16	3.87	2.58	6.15	0.2	▲		▲
8GR/L290	2.9							▲		▲
8GR/L300	3.0							▲		▲
8GR/L310	3.1							▲		▲
8GR/L320	3.2							▲		▲
8GR/L330	3.3							▲		▲
8GR/L340	3.4							▲		▲
8GR/L350	3.5							▲		▲
9GR/L100	1.0	6.35	12.95	4.66	2.86	7.74		▲		▲
9GR/L110	1.1							▲		▲
9GR/L120	1.2							▲		▲
9GR/L130	1.3							▲		▲
9GR/L140	1.4							▲		▲
9GR/L150	1.5							▲		▲
9GR/L160	1.6							▲		▲
9GR/L170	1.7							▲		▲
9GR/L180	1.8							▲		▲
9GR/L190	1.9							▲		▲
9GR/L200	2.0							▲		▲
9GR/L210	2.1							▲		▲
9GR/L220	2.2							▲		▲
9GR/L230	2.3							▲		▲
9GR/L240	2.4							▲		▲
9GR/L250	2.5							▲		▲
9GR/L260	2.6							▲		▲
9GR/L270	2.7							▲		▲
9GR/L280	2.8							▲		▲
9GR/L290	2.9							▲		▲
9GR/L300	3.0							▲		▲
9GR/L310	3.1							▲		▲
9GR/L320	3.2							▲		▲
9GR/L330	3.3							▲		▲
9GR/L340	3.4							▲		▲
9GR/L350	3.5							▲		▲
9GR/L360	3.6							▲		▲
9GR/L370	3.7							▲		▲
9GR/L380	3.8							▲		▲
9GR/L390	3.9							▲		▲
9GR/L400	4.0							▲		▲

产品库存 Product stock ▲ 主推牌号备库存 Main grade reserve stock ○ 按订单生产 Make-to-order

浅槽刀 Grooving insert

TGF□□R/L

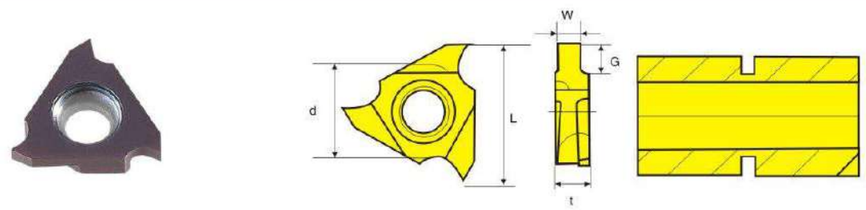

规格 Specification	尺寸 Dimension					牌号 Grade		
	L	W	G	d	t	LF6018	LF6118	LDA
TGF32R/L 030	16	0.30	0.9	3/8	3.18	▲	▲	▲
TGF32R/L 040		0.40	1.3			▲	▲	▲
TGF32R/L 050		0.50	1.3			▲	▲	▲
TGF32R/L 060		0.60	1.9			▲	▲	▲
TGF32R/L 065		0.65	1.9			▲	▲	▲
TGF32R/L 070		0.70	1.9			▲	▲	▲
TGF32R/L 075		0.75	1.9			▲	▲	▲
TGF32R/L 080		0.80	1.9			▲	▲	▲
TGF32R/L 085		0.85	1.9			▲	▲	▲
TGF32R/L 090	16	0.9	1.9	3/8	3.18	▲	▲	▲
TGF32R/L 095		0.95	1.9			▲	▲	▲
TGF32R/L 100		1.00	2.3			▲	▲	▲
TGF32R/L 110	16	1.10	2.3	3/8	3.18	▲	▲	▲
TGF32R/L 115		1.15	2.3			▲	▲	▲
TGF32R/L 120		1.20	2.3			▲	▲	▲
TGF32R/L 125		1.25	2.3			▲	▲	▲
TGF32R/L 130		1.30	2.3			▲	▲	▲
TGF32R/L 135		1.35	2.3			▲	▲	▲
TGF32R/L 140		1.40	2.3			▲	▲	▲
TGF32R/L 145		1.45	2.3			▲	▲	▲
TGF32R/L 150		1.50	2.3			▲	▲	▲
TGF32R/L 155		1.55	2.3			▲	▲	▲
TGF32R/L 160		1.60	2.3			▲	▲	▲
TGF32R/L 165		1.65	2.3			▲	▲	▲
TGF32R/L 170		1.70	2.3			▲	▲	▲
TGF32R/L 175		1.75	2.3			▲	▲	▲
TGF32R/L 180		1.80	2.3			▲	▲	▲

订货举例：TGF32R150 100片
Order example: TGF32R150 100PCS

产品库存 Product stock ▲ 主推牌号备库存 Main grade reserve stock ○ 按订单生产 Make-to-order

浅槽刀 Grooving insert

TGF□□R/L

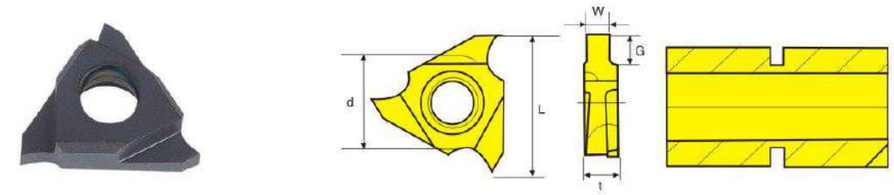

规格 Specification	尺寸 Dimension					牌号 Grade		
	L	W	G	d	t	LF6018	LF6118	LDA
TGF32R/L 190	16	1.90	2.8	3/8	3.18	▲	▲	▲
TGF32R/L 195		1.95	2.8			▲	▲	▲
TGF32R/L 200		2.00	2.8			▲	▲	▲
TGF32R/L 210		2.10	2.8			▲	▲	▲
TGF32R/L 215		2.15	2.8			▲	▲	▲
TGF32R/L 220		2.20	2.8			▲	▲	▲
TGF32R/L 225		2.25	2.8			▲	▲	▲
TGF32R/L 230		2.30	2.8			▲	▲	▲
TGF32R/L 240		2.40	2.8			▲	▲	▲
TGF32R/L 245		2.45	2.8			▲	▲	▲
TGF32R/L 250		2.50	2.8			▲	▲	▲
TGF32R/L 260		2.60	2.8			▲	▲	▲
TGF32R/L 270		2.70	2.8			▲	▲	▲
TGF32R/L 275		2.75	2.8			▲	▲	▲
TGF32R/L 280		2.80	2.8			▲	▲	▲
TGF32R/L 290		2.90	2.8			▲	▲	▲
TGF32R/L 300		3.00	2.8			▲	▲	▲

产品库存 Product stock ▲ 主推牌号备库存 Main grade reserve stock ○ 按订单生产 Make-to-order

浅槽刀 Grooving insert

TGF□□R/L

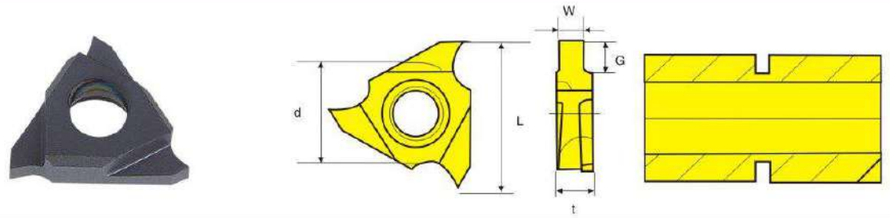

规格 Specification	尺寸 Dimension					牌号 Grade		
	L	W	G	d	t	LF6018	LF6118	LDA
TGF43R/L 100	22	1.00	2.6	1/2	4.76	▲	▲	▲
TGF43R/L 125		1.25	2.6			▲	▲	▲
TGF43R/L 150		1.50	2.6			▲	▲	▲
TGF43R/L 175		1.75	2.6			▲	▲	▲
TGF43R/L 180		1.80	2.6			▲	▲	▲
TGF43R/L 200	22	2.00	4.1	1/2	4.76	▲	▲	▲
TGF43R/L 230		2.30	4.1			▲	▲	▲
TGF43R/L 250		2.50	4.1			▲	▲	▲
TGF43R/L 275		2.75	4.1			▲	▲	▲
TGF43R/L 280		2.80	4.1			▲	▲	▲
TGF43R/L 300		3.00	4.1			▲	▲	▲
TGF43R/L 325		3.25	4.1			▲	▲	▲
TGF43R/L 345		3.45	4.1			▲	▲	▲
TGF43R/L 350	22	3.50	5.2	1/2	4.76	▲	▲	▲
TGF43R/L 375		3.75	5.2			▲	▲	▲
TGF43R/L 395		3.95	5.2			▲	▲	▲
TGF43R/L 400		4.00	5.2			▲	▲	▲
TGF43R/L 450		4.50	5.2			▲	▲	▲
TGF43R/L 470		4.70	5.2			▲	▲	▲

订货举例：TGF43R300 100片
Order example: TGF43R300 100PCS

产品库存 Product stock ▲ 主推牌号备库存 Main grade reserve stock ○ 按订单生产 Make-to-order

浅槽刀 Grooving insert

ER(IR)/IL(EL)

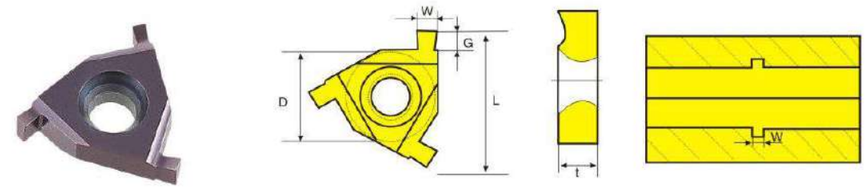

规格 Specification	尺寸 Dimension					牌号 Grade		
	L	W	G	d	t	LF6018	LF6118	LDA
ER/IL(IR/EL) 0.75	08	0.75	0.8	3/16	2.2	▲	▲	▲
ER/IL(IR/EL) 0.80		0.80	0.8			▲	▲	▲
ER/IL(IR/EL) 0.85		0.85	0.8			▲	▲	▲
ER/IL(IR/EL) 0.90		0.90	0.8			▲	▲	▲
ER/IL(IR/EL) 1.00		1.00	0.8			▲	▲	▲
ER/IL(IR/EL) 0.80		0.80	1.2			▲	▲	▲
ER/IL(IR/EL) 0.85	11	0.85	1.2	1/4	3.2	▲	▲	▲
ER/IL(IR/EL) 0.90		0.90	1.2			▲	▲	▲
ER/IL(IR/EL) 1.00		1.00	1.2			▲	▲	▲
ER/IL(IR/EL) 1.10		1.10	1.2			▲	▲	▲
ER/IL(IR/EL) 1.20		1.20	1.2			▲	▲	▲
ER/IL(IR/EL) 1.25		1.25	1.2			▲	▲	▲
ER/IL(IR/EL) 1.30		1.30	1.2			▲	▲	▲
ER/IL(IR/EL) 1.40		1.40	1.2			▲	▲	▲
ER/IL(IR/EL) 1.50		1.50	1.2			▲	▲	▲
ER/IL(IR/EL) 2.00		2.00	1.2			▲	▲	▲
ER/IL(IR/EL) 0.80	16	0.80	1.4	3/8	3.65	▲	▲	▲
ER/IL(IR/EL) 0.90		0.90	1.4			▲	▲	▲
ER/IL(IR/EL) 1.00		1.00	1.4			▲	▲	▲
ER/IL(IR/EL) 1.05		1.05	1.8			▲	▲	▲
ER/IL(IR/EL) 1.10		1.10	1.8			▲	▲	▲

产品库存 Product stock ▲ 主推牌号备库存 Main grade reserve stock ○ 按订单生产 Make-to-order

浅槽刀 Grooving insert

ER(IR)/IL(EL)

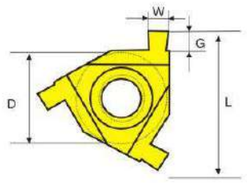



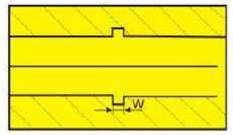

规格 Specification	尺寸 Dimension					牌号 Grade		
	L	W	G	d	t	LF6018	LF6118	LDA
ER/IL(IR/EL) 1.20	16	1.20	1.80	3/8	3.65	▲	▲	▲
ER/IL(IR/EL) 1.25		1.25	1.80		3.65	▲	▲	▲
ER/IL(IR/EL) 1.30		1.30	1.80		3.65	▲	▲	▲
ER/IL(IR/EL) 1.35		1.35	1.80		3.65	▲	▲	▲
ER/IL(IR/EL) 1.40		1.40	1.80		3.65	▲	▲	▲
ER/IL(IR/EL) 1.45		1.45	1.80		3.65	▲	▲	▲
ER/IL(IR/EL) 1.50		1.50	1.80		3.65	▲	▲	▲
ER/IL(IR/EL) 1.55		1.55	2.0		3.65	▲	▲	▲
ER/IL(IR/EL) 1.60		1.60	2.0		3.65	▲	▲	▲
ER/IL(IR/EL) 1.65		1.65	2.0		3.65	▲	▲	▲
ER/IL(IR/EL) 1.70		1.70	2.0		3.65	▲	▲	▲
ER/IL(IR/EL) 1.75		1.75	2.0		3.65	▲	▲	▲
ER/IL(IR/EL) 1.80		1.80	2.0		3.65	▲	▲	▲
ER/IL(IR/EL) 1.85		1.85	2.0		3.65	▲	▲	▲
ER/IL(IR/EL) 1.90		1.90	2.0		3.65	▲	▲	▲
ER/IL(IR/EL) 2.00		2.00	2.0		3.65	▲	▲	▲
ER/IL(IR/EL) 2.05		2.05	2.2		3.65	▲	▲	▲
ER/IL(IR/EL) 2.10		2.10	2.2		3.65	▲	▲	▲
ER/IL(IR/EL) 2.15		2.15	2.2		3.65	▲	▲	▲
ER/IL(IR/EL) 2.20		2.20	2.2		3.65	▲	▲	▲
ER/IL(IR/EL) 2.25		2.25	2.2		3.65	▲	▲	▲
ER/IL(IR/EL) 2.30		2.30	2.2		3.65	▲	▲	▲
ER/IL(IR/EL) 2.40		2.40	2.2		3.65	▲	▲	▲
ER/IL(IR/EL) 2.50		2.50	2.2		3.65	▲	▲	▲
ER/IL(IR/EL) 2.55		2.55	2.0		3.65	▲	▲	▲
ER/IL(IR/EL) 2.60		2.60	2.0		3.65	▲	▲	▲
ER/IL(IR/EL) 2.70		2.70	2.0		3.65	▲	▲	▲
ER/IL(IR/EL) 2.80		2.80	2.0		3.65	▲	▲	▲
ER/IL(IR/EL) 2.90		2.90	2.0		3.65	▲	▲	▲
ER/IL(IR/EL) 3.00		3.00	2.0		3.65	▲	▲	▲

订货举例：16 ER/IL 1.50 100片或16 IR/EL 1.50 100片
Order example: 16 ER/IL 1.50 100PCS or 16 IR/EL 1.50 100PCS

产品库存 Product stock
▲ 主推牌号备库存 Main grade reserve stock
○ 按订单生产 Make-to-order

可转位螺纹车刀刀片型号说明

Model description of indexable threading insent

刀片尺寸 Dimension	
L(mm)	D
8	3/16″
11	1/4″
16	3/8″
22	1/2″
27	5/8″

外加工类型 External processing type	
E 外螺纹	External thread
I 内螺纹	Internal thread

螺纹旋向 Rotation direction of thread	
R 右旋螺纹	Right hand
L 左旋螺纹	Left hand

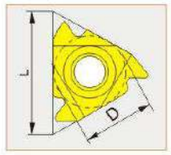

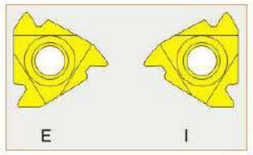

16	E	R	1.5	ISO

螺距 Pitch

完成形 Full profile

mm	TPI(牙数/英寸)
0.5~6	48~4

局部面截顶形 Partial profile

	mm	TPI(牙数/英寸)
A	0.5~1.5	48~16
AG	0.5~3.0	48~8
G	1.75~3.0	14~8
N	3.5~5.0	7~5
Q	5.5~6.0	4.5~4

螺纹标准 Thread standard

60-60° 通用型螺纹	60° General Pitch Thread
55-55° 通用型螺纹	55° General Pitch Thread
ISO-ISO标准型螺纹	Metric thread
UN-60° 美制统一标准型螺纹	Unified Thread
UNJ-60° 美制航空航天螺纹	America Aviation threads
W--55° 英国惠氏螺纹	Whitworth thread
NPT-60° 美国标准椎管螺纹	National (American) Pipe Thread
NPTF-60° 美制干密封螺纹	National Pipe Thread Fine
BSPT-55° 英国标准锥管螺纹	British Standard Pipe Taper
ACME-英制29° 梯形螺纹	British 29° trapezoidal thread (ACME)
TR-30° 标准梯形螺纹	30° ISO MetricThread
ABUT-美制锯齿形螺纹	American buttress
RD-食品消防机械圆螺纹	Round threads for food,fire,machinery (RD)

1-1. 一般机械用 AG partial profile

1-1.1 60° 通用型螺纹刀片(60° Universal Threading Insert)

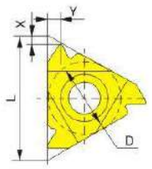

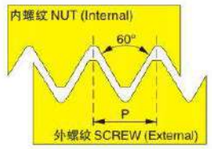

	D	加工螺距范围 Range of processed pitch		刀片型号Designation		刀片尺寸Dimension		
		mm	TPI	右旋螺纹 Right hand	左旋螺纹 Left hand	L	X	Y
外螺纹 External	1/4″	0.5~1.5	48~16	11ER A60	11EL A60	11	0.8	0.9
	3/8″	0.5~1.5	48~16	16ER A60	16EL A60	16	0.8	0.9
		0.5~3.0	48~8	16ER AG60	16EL AG60		1.2	1.7
		1.75~3.0	14~8	16ER G60	16EL G60		1.2	1.7
	1/2″	3.5~5.0	7~5	22ER N60	22EL N60	22	1.7	2.5
	5/8″	5.5~6.0	4.5~4	27ER Q60	27EL Q60	27	2.1	3.1
内螺纹 Internal	1/4″	0.5~1.5	48~16	11IR A60	11IL A60	11	0.8	0.9
	3/8″	0.5~1.5	48~16	16IR A60	16IL A60	16	0.8	0.9
		0.5~3.0	48~8	16IR AG60	16IL AG60		1.2	1.7
		1.75~3.0	14~8	16IR G60	16IL G60		1.2	1.7
	1/2″	3.5~5.0	7~5	22IR N60	22IL N60	22	1.7	2.5
	5/8″	5.5~6.0	4.5~4	27IR Q60	27IL Q60	27	1.8	2.7

●订货举例：16IR AG 60 100片
●Order example: 16IR AG 60 100PCS

1-1.2 55° 通用型螺纹刀片 55° Universal Threading Insert

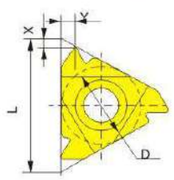

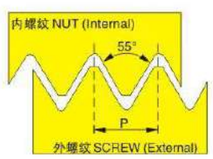

	D	加工螺距范围Pitch		刀片型号Designation		刀片尺寸Dimension		
		mm	TPI	右旋螺纹 Right hand	左旋螺纹 Left hand	L	X	Y
外螺纹 External	1/4″	0.5~1.5	48~16	11ER A55	11EL A55	11	0.8	0.9
	3/8″	0.5~1.5	48~16	16ER A55	16EL A55	16	0.8	0.9
		0.5~3.0	48~8	16ER AG55	16EL AG55		1.2	1.7
		1.75~3.0	14~8	16ER G55	16EL G55		1.2	1.7
	1/2″	3.5~5.0	7~5	22ER N55	22EL N55	22	1.7	2.5
	5/8″	5.5~6.0	4.5~4	27ER Q55	27EL Q55	27	2.0	2.9
内螺纹 Internal	1/4″	0.5~1.5	48~16	11IR A55	11IL A55	11	0.8	0.9
	3/8″	0.5~1.5	48~16	16IR A55	16IL A55	16	0.8	0.9
		0.5~3.0	48~8	16IR AG55	16IL AG55		1.2	1.7
		1.75~3.0	14~8	16IR G55	16IL G55		1.2	1.7
	1/2″	3.5~5.0	7~5	22IR N55	22IL N55	22	1.7	2.5
	5/8″	5.5~6.0	4.5~4	27IR Q55	27IL Q55	27	2.0	2.9

●订货举例：16 ER AG 55 100片
●Order example: 16 ER AG 55 100PCS

1-1. 一般机械用 AG partial profile

1-1.1 60° 通用型压制螺纹刀片(60° Universal Pressed Threading Insert)

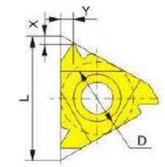

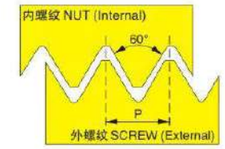

	D	加工螺距范围Pitch		刀片型号Designation		刀片尺寸Dimension		
		mm	TPI	右旋螺纹 Right hand	左旋螺纹 Left hand	L	X	Y
外螺纹 External	3/8″	0.5~1.5	48~16	16ER A60	16EL A60	16	0.8	0.9
		0.5~3.0	48~8	16ER AG60	16EL AG60		1.2	1.7
		1.75~3.0	14~8	16ER G60	16EL G60		1.2	1.7
内螺纹 Internal	3/8″	0.5~1.5	48~16	16IR A60	16IL A60	16	0.8	0.9
		0.5~3.0	48~8	16IR AG60	16IL AG60		1.2	1.7
		1.75~3.0	14~8	16IR G60	16IL G60		1.2	1.7

●订货举例：16IR AG 60 100片
●Order example: 16IR AG 60 100PCS

1-1.2 55° 通用型压制螺纹刀片 55° Universal Pressed Threading Insert

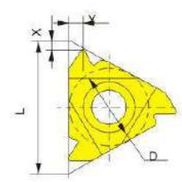

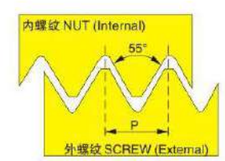

	D	加工螺距范围Pitch		刀片型号Designation		刀片尺寸Dimension		
		mm	TPI	右旋螺纹 Right hand	左旋螺纹 Left hand	L	X	Y
外螺纹 External	3/8″	0.5~1.5	48~16	16ER A55	16EL A55	16	0.8	0.9
		0.5~3.0	48~8	16ER AG55	16EL AG55		1.2	1.7
		1.75~3.0	14~8	16ER G55	16EL G55		1.2	1.7
内螺纹 Internal	3/8″	0.5~1.5	48~16	16IR A55	16IL A55	16	0.8	0.9
		0.5~3.0	48~8	16IR AG55	16IL AG55		1.2	1.7
		1.75~3.0	14~8	16IR G55	16IL G55		1.2	1.7

●订货举例：16 ER AG 55 100片
●Order example: 16 ER AG 55 100PCS

1-1.3 ISO标准型螺纹刀片

(ISO Standard Threading Insert)

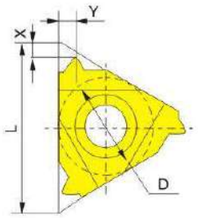

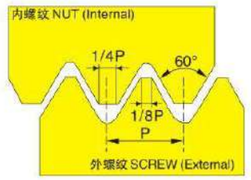

	D	加工螺距Pitch	刀片型号Designation		刀片尺寸Dimension		
		mm	右旋螺纹 Right hand	左旋螺纹 Left hand	L	X	Y
外螺纹 External	1/4″	0.50	11ER0.50 ISO	11EL0.50 ISO	11	0.6	0.6
		0.75	11ER0.75 ISO	11EL0.75 ISO		0.6	0.6
		1.00	11ER1.00 ISO	11EL1.00 ISO		0.7	0.7
		1.25	11ER1.25 ISO	11EL1.25 ISO		0.8	0.9
		1.50	11ER1.50 ISO	11EL1.50 ISO		0.8	1.0
		1.75	11ER1.75 ISO	11EL1.75 ISO		0.8	1.1
	3/8″	0.50	16ER0.50 ISO	16EL0.50 ISO	16	0.6	0.6
		0.75	16ER0.75 ISO	16EL0.75 ISO		0.6	0.7
		1.00	16ER1.00 ISO	16EL1.00 ISO		0.7	0.8
		1.25	16ER1.25 ISO	16EL1.25 ISO		0.8	0.9
		1.50	16ER1.50 ISO	16EL1.50 ISO		0.8	1.0
		1.75	16ER1.75 ISO	16EL1.75 ISO		0.9	1.2
		2.00	16ER2.00 ISO	16EL2.00 ISO		1.0	1.3
		2.50	16ER2.50 ISO	16EL2.50 ISO		1.1	1.5
		3.00	16ER3.00 ISO	16EL3.00 ISO		1.2	1.6
	1/2″	3.50	22ER3.50 ISO	22EL3.50 ISO	22	1.6	2.3
		4.00	22ER4.00 ISO	22EL4.00 ISO		1.6	2.3
		4.50	22ER4.50 ISO	22EL4.50 ISO		1.7	2.4
		5.00	22ER5.00 ISO	22EL5.00 ISO		1.7	2.5
	5/8″	5.50	27ER5.50 ISO	27EL5.50 ISO	27	1.9	2.7
		6.00	27ER6.00 ISO	27EL6.00 ISO		2.0	2.9

●订货举例：16 ER 1.25ISO 100片
●Order example: 16 ER 1.25ISO 100PCS

1-1.3 ISO标准型螺纹刀片

(ISO Standard Threading Insert)

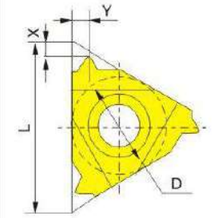

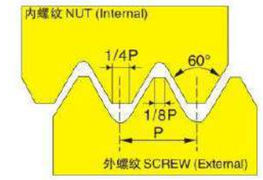

	D	加工螺距Pitch	刀片型号Designation		刀片尺寸Dimension		
		mm	右旋螺纹 Right hand	左旋螺纹 Left hand	L	X	Y
内螺纹 Internal	1/4″	0.50	11IR0.50 ISO	11IL0.50 ISO	11	0.6	0.6
		0.75	11IR0.75 ISO	11IL0.75 ISO		0.6	0.6
		1.00	11IR1.00 ISO	11IL1.00 ISO		0.6	0.7
		1.25	11IR1.25 ISO	11IL1.25 ISO		0.8	0.9
		1.50	11IR1.50 ISO	11IL1.50 ISO		0.8	1.0
		1.75	11IR1.75 ISO	11IL1.75 ISO		0.9	1.1
		2.00	11IR2.00 ISO	11IL2.00 ISO		1.0	1.3
	3/8″	0.50	16IR0.50 ISO	16IL0.50 ISO	16	0.6	0.6
		0.75	16IR0.75 ISO	16IL0.75 ISO		0.6	0.6
		1.00	16IR1.00 ISO	16IL1.00 ISO		0.6	0.7
		1.25	16IR1.25 ISO	16IL1.25 ISO		0.8	0.9
		1.50	16IR1.50 ISO	16IL1.50 ISO		0.8	1.0
		1.75	16IR1.75 ISO	16IL1.75 ISO		0.9	1.2
		2.00	16IR2.00 ISO	16IL2.00 ISO		1.0	1.3
		2.50	16IR2.50 ISO	16IL2.50 ISO		1.1	1.5
		3.00	16IR3.00 ISO	16IL3.00 ISO		1.1	1.5
	1/2″	3.50	22IR3.50 ISO	22IL3.50 ISO	22	1.6	2.3
		4.00	22IR4.00 ISO	22IL4.00 ISO		1.6	2.3
		4.50	22IR4.50 ISO	22IL4.50 ISO		1.6	2.4
		5.00	22IR5.00 ISO	22IL5.00 ISO		1.6	2.5
	5/8″	5.50	27IR5.50 ISO	27IL5.50 ISO	27	1.9	2.7
		6.00	27IR6.00 ISO	27IL6.00 ISO		2.0	2.9

●订货举例：16 IR 1.25ISO 100片
●Order example: 16 IR 1.25ISO 100PCS

1-1.3 ISO标准型压制螺纹刀片

(ISO Standard Pressed Threading Insert)

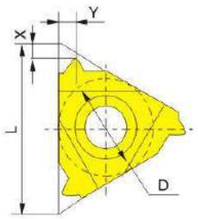

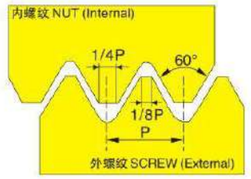

	D	加工螺距Pitch	刀片型号Designation		刀片尺寸Dimension		
		mm	右旋螺纹 Right hand	左旋螺纹 Left hand	L	X	Y
外螺纹 External	3/8″	0.50	16ER0.50 ISO	16EL0.50 ISO	16	0.6	0.6
		0.75	16ER0.75 ISO	16EL0.75 ISO		0.6	0.7
		1.00	16ER1.00 ISO	16EL1.00 ISO		0.7	0.8
		1.25	16ER1.25 ISO	16EL1.25 ISO		0.8	0.9
		1.50	16ER1.50 ISO	16EL1.50 ISO		0.8	1.0
		1.75	16ER1.75 ISO	16EL1.75 ISO		0.9	1.2
		2.00	16ER2.00 ISO	16EL2.00 ISO		1.0	1.3
		2.50	16ER2.50 ISO	16EL2.50 ISO		1.1	1.5
		3.00	16ER3.00 ISO	16EL3.00 ISO		1.2	1.6
内螺纹 Internal	3/8″	0.50	16IR0.50 ISO	16IL0.50 ISO	16	0.6	0.6
		0.75	16IR0.75 ISO	16IL0.75 ISO		0.6	0.6
		1.00	16IR1.00 ISO	16IL1.00 ISO		0.6	0.7
		1.25	16IR1.25 ISO	16IL1.25 ISO		0.8	0.9
		1.50	16IR1.50 ISO	16IL1.50 ISO		0.8	1.0
		1.75	16IR1.75 ISO	16IL1.75 ISO		0.9	1.2
		2.00	16IR2.00 ISO	16IL2.00 ISO		1.0	1.3
		2.50	16IR2.50 ISO	16IL2.50 ISO		1.1	1.5
		3.00	16IR3.00 ISO	16IL3.00 ISO		1.1	1.5

●订货举例：16 ER 1.25ISO 100片
●Order example: 16 ER 1.25ISO 100PCS

1-1.4 60° 美制统一标准螺纹刀片

60° American UN Threading Insert

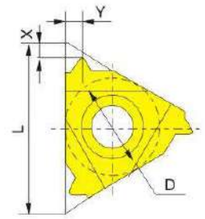

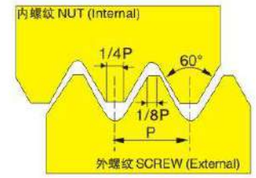

	D	加工螺距Pitch	刀片型号Designation		刀片尺寸Dimension		
		TPI	右旋螺纹 Right hand	左旋螺纹 Left hand	L	X	Y
外螺纹 External	1/4″	32	11ER32 UN	11EL32 UN	11	0.6	0.6
		28	11ER28 UN	11EL28 UN		0.6	0.7
		24	11ER24 UN	11EL24 UN		0.7	0.8
		20	11ER20 UN	11EL20 UN		0.8	0.9
		18	11ER18 UN	11EL18 UN		0.8	1.0
		16	11ER16 UN	11EL16 UN		0.9	1.1
	3/8″	32	16ER32 UN	16EL32 UN	16	0.6	0.6
		28	16ER28 UN	16EL28 UN		0.6	0.7
		24	16ER24 UN	16EL24 UN		0.7	0.8
		20	16ER20 UN	16EL20 UN		0.8	0.9
		18	16ER18 UN	16EL18 UN		0.8	1.0
		16	16ER16 UN	16EL16 UN		0.9	1.1
		14	16ER14 UN	16EL14 UN		1.0	1.2
		13	16ER13 UN	16EL13 UN		1.1	1.3
		12	16ER12 UN	16EL12 UN		1.1	1.4
		11.5	16ER11.5 UN	16EL11.5 UN		1.1	1.4
		11	16ER11 UN	16EL11 UN		1.1	1.5
		10	16ER10 UN	16EL10 UN		1.1	1.5
		9	16ER9 UN	16EL9 UN		1.2	1.7
		8	16ER8 UN	16EL8 UN		1.2	2.0
	1/2″	7	22ER7 UN	22EL7 UN	22	1.6	2.3
		6	22ER6 UN	22EL6 UN		1.6	2.3
		5	22ER5 UN	22EL5 UN		1.7	2.5
	5/8″	4.5	27ER4.5 UN	27EL4.5 UN	27	1.9	2.7
		4	27ER4 UN	27EL4 UN		2.1	3.0

●订货举例：16ER 20 UN 100片
●Order example: 16ER 20 UN 100PCS

1-1.4 60° 美制统一标准螺纹刀片

60° American UN Threading Insert

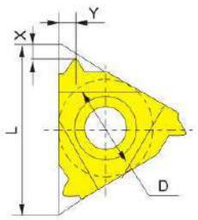

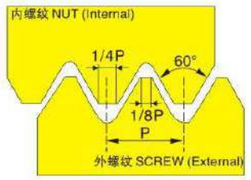

	D	加工螺距Pitch	刀片型号Designation		刀片尺寸Dimension		
		TPI	右旋螺纹 Right hand	左旋螺纹 Left hand	L	X	Y
内螺纹 Internal	1/4″	32	11IR32 UN	11IL32 UN	11	0.6	0.6
		28	11IR28 UN	11IL28 UN		0.6	0.7
		24	11IR24 UN	11IL24 UN		0.7	0.8
		20	11IR20 UN	11IL20 UN		0.8	0.9
		18	11IR18 UN	11IL18 UN		0.8	1.0
		16	11IR16 UN	11IL16 UN		0.9	1.1
	3/8″	32	16IR32 UN	16IL32 UN	16	0.6	0.6
		28	16IR28 UN	16IL28 UN		0.6	0.7
		24	16IR24 UN	16IL24 UN		0.7	0.8
		20	16IR20 UN	16IL20 UN		0.8	0.9
		18	16IR18 UN	16IL18 UN		0.8	1.0
		16	16IR16 UN	16IL16 UN		0.9	1.1
		14	16IR14 UN	16IL14 UN		1.0	1.2
		13	16IR13 UN	16IL13 UN		1.0	1.3
		12	16IR12 UN	16IL12 UN		1.1	1.4
		11	16IR11 UN	16IL11 UN		1.1	1.5
		10	16IR10 UN	16IL10 UN		1.1	1.5
		9	16IR9 UN	16IL9 UN		1.2	1.7
		8	16IR8 UN	16IL8 UN		1.2	2.0
	1/2″	7	22IR7 UN	22IL7 UN	22	1.6	2.3
		6	22IR6 UN	22IL6 UN		1.6	2.3
		5	22IR5 UN	22IL5 UN		1.7	2.5
	5/8″	4.5	27IR4.5 UN	27IL4.5 UN	27	1.9	2.7
		4	27IR4 UN	27IL4 UN		2.1	3.0

●订货举例：16IR 20 UN 100片
●Order example: 16IR 20 UN 100PCS

1-2. 航空、宇航工业用 UNJ aviation threads

1-2.1 UNJ-美制航空航天机械螺纹刀片(UNJ-America Aviation Threading Insert)

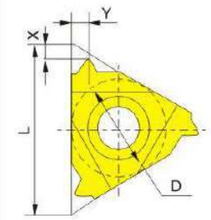

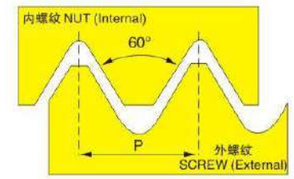

	D	加工螺距Pitch	刀片型号Designation		刀片尺寸Dimension		
		TPI	右旋螺纹 Right hand	左旋螺纹 Left hand	L	X	Y
外螺纹 External	1/4″	28	11ER28 UNJ	11EL28 UNJ	11	0.7	0.7
		24	11ER24 UNJ	11EL24 UNJ		0.7	0.8
		20	11ER20 UNJ	11EL20 UNJ		0.8	0.9
		18	11ER18 UNJ	11EL18 UNJ		0.8	1.0
		16	11ER16 UNJ	11EL16 UNJ		0.9	1.1
		14	11ER14 UNJ	11EL14 UNJ		1.0	1.2
	3/8″	28	16ER28 UNJ	16EL28 UNJ	16	0.7	0.7
		24	16ER24 UNJ	16EL24 UNJ		0.7	0.8
		20	16ER20 UNJ	16EL20 UNJ		0.8	0.9
		18	16ER18 UNJ	16EL18 UNJ		0.8	1.0
		16	16ER16 UNJ	16EL16 UNJ		0.9	1.1
		14	16ER14 UNJ	16EL14 UNJ		1.0	1.2
		13	16ER13 UNJ	16EL13 UNJ		1.0	1.3
		12	16ER12 UNJ	16EL12 UNJ		1.1	1.3
		11	16ER11 UNJ	16EL11 UNJ		1.2	1.5
		10	16ER10 UNJ	16EL10 UNJ		1.2	1.5
		9	16ER9 UNJ	16EL9 UNJ		1.3	1.7
		8	16ER8 UNJ	16EL8 UNJ		1.2	1.6
	1/2″	7	22ER7 UNJ	22EL7 UNJ	22	1.7	2.3
		6	22ER6 UNJ	22EL6 UNJ		1.6	2.3
		5	22ER5 UNJ	22EL5 UNJ		1.8	2.5
	5/8″	4.5	27ER4.5 UNJ	27EL4.5 UNJ	27	2.0	2.7
		4	27ER4 UNJ	27EL4 UNJ		2.2	3.0

●订货举例：16ER 20 UNJ 100片
●Order example: 16ER 20 UNJ 100PCS

1-2.1 UNJ-美制航空航天机械螺纹刀片

(UNJ-America Aviation Threading Insert)

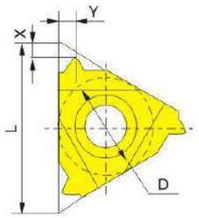

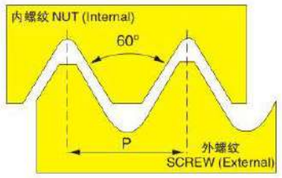

	D	加工螺距Pitch	刀片型号Designation		刀片尺寸Dimension		
		TPI	右旋螺纹 Right hand	左旋螺纹 Left hand	L	X	Y
内螺纹 Internal	1/4″	28	11IR28 UNJ	11IL28 UNJ	11	0.7	0.7
		24	11IR24 UNJ	11IL24 UNJ		0.7	0.8
		20	11IR20 UNJ	11IL20 UNJ		0.8	0.9
		18	11IR18 UNJ	11IL18 UNJ		0.8	1.0
		16	11IR16 UNJ	11IL16 UNJ		0.9	1.1
		14	11IR14 UNJ	11IL14 UNJ		1.0	1.2
	3/8″	28	16IR28 UNJ	16IL28 UNJ	16	0.7	0.7
		24	16IR24 UNJ	16IL24 UNJ		0.7	0.8
		20	16IR20 UNJ	16IL20 UNJ		0.8	0.9
		18	16IR18 UNJ	16IL18 UNJ		0.8	1.0
		16	16IR16 UNJ	16IL16 UNJ		0.9	1.1
		14	16IR14 UNJ	16IL14 UNJ		1.0	1.2
		13	16IR13 UNJ	16IL13 UNJ		1.0	1.3
		12	16IR12 UNJ	16IL12 UNJ		1.1	1.3
		11	16IR11 UNJ	16IL11 UNJ		1.2	1.5
		10	16IR10 UNJ	16IL10 UNJ		1.2	1.5
		9	16IR9 UNJ	16IL9 UNJ		1.3	1.7
		8	16IR8 UNJ	16IL8 UNJ		1.2	1.6
	1/2″	7	22IR7 UNJ	22IL7 UNJ	22	1.7	2.3
		6	22IR6 UNJ	22IL6 UNJ		1.6	2.3
		5	22IR5 UNJ	22IL5 UNJ		1.8	2.5
	5/8″	4.5	27IR4.5 UNJ	27IL4.5 UNJ	27	2.0	2.7
		4	27IR4 UNJ	27IL4 UNJ		2.2	3.0

●订货举例：16IR 20 UNJ 100片
●Order example: 16IR 20UNJ 100PCS

1-3. 煤气、自来水龙头与管道连接用 For connecting gas and water taps to pipelines

1-3.1 55° 英国惠氏螺纹刀片(55° Whitworth threading insert)

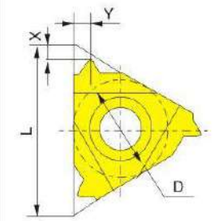

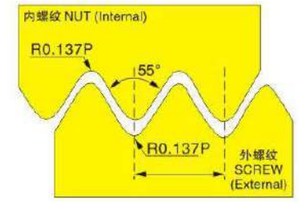

	D	加工螺距Pitch	刀片型号Designation		刀片尺寸Dimension		
		TPI	右旋螺纹 Right hand	左旋螺纹 Left hand	L	X	Y
外螺纹 External	1/4″	28	11ER28 W	11EL28 W	11	0.6	0.7
		26	11ER26 W	11EL26 W		0.7	0.8
		20	11ER20 W	11EL20 W		0.8	0.9
		19	11ER19 W	11EL19 W		0.8	1
		18	11ER18 W	11EL18 W		0.8	1
		16	11ER16 W	11EL16 W		0.9	1.1
		14	11ER14 W	11EL14 W		1.0	1.2
	3/8″	28	16ER28 W	16EL28 W	16	0.6	0.7
		26	16ER26 W	16EL26 W		0.7	0.8
		20	16ER20 W	16EL20 W		0.8	0.9
		19	16ER19 W	16EL19 W		0.8	1
		18	16ER18 W	16EL18 W		0.8	0.9
		16	16ER16 W	16EL16 W		0.9	1.1
		14	16ER14 W	16EL14 W		1.0	1.2
		12	16ER12 W	16EL12 W		1.1	1.4
		11	16ER11 W	16EL11 W		1.1	1.5
		10	16ER10 W	16EL10 W		1.1	1.5
		9	16ER9 W	16EL9 W		1.2	1.5
		8	16ER8 W	16EL8 W		1.2	1.7
	1/2″	7	22ER7 W	22EL7 W	22	1.6	2.3
		6	22ER6 W	22EL6 W		1.6	2.3
		5	22ER5 W	22EL5 W		1.7	2.4
	5/8″	4.5	27ER4.5 W	27EL4.5 W	27	1.8	2.6
		4	27ER4 W	27EL4 W		2.0	2.9

●订货举例：16ER 16 W 100片
●Order example: 16ER 16 W 100PCS

1-3.1 55° 英国惠氏螺纹刀片

(55° Whitworth threading insert)

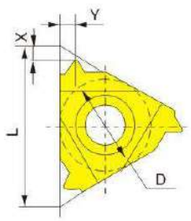

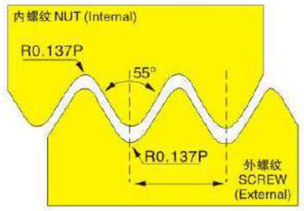

	D	加工螺距Pitch	刀片型号Designation		刀片尺寸Dimension		
		TPI	右旋螺纹 Right hand	左旋螺纹 Left hand	L	X	Y
内螺纹 Internal	1/4″	28	11IR28 W	11IL28 W	11	0.6	0.6
		26	11IR26 W	11IL26 W		0.6	0.7
		20	11IR20 W	11IL20 W		0.7	0.9
		19	11IR19 W	11IL19 W		0.8	1.0
		18	11IR18 W	11IL18 W		0.8	1.0
		16	11IR16 W	11IL16 W		0.9	1.1
		14	11IR14 W	11IL14 W		1.0	1.2
	3/8″	28	16IR28 W	16IL28 W	16	0.6	0.7
		26	16IR26 W	16IL26 W		0.7	0.8
		20	16IR20 W	16IL20 W		0.8	0.9
		19	16IR19 W	16IL19 W		0.8	1.0
		18	16IR18 W	16IL18 W		0.8	1.0
		16	16IR16 W	16IL16 W		0.9	1.1
		14	16IR14 W	16IL14 W		1.0	1.2
		12	16IR12 W	16IL12 W		1.1	1.4
		11	16IR11 W	16IL11 W		1.1	1.5
		10	16IR10 W	16IL10 W		1.1	1.5
		9	16IR9 W	16IL9 W		1.2	1.5
		8	16IR8 W	16IL8 W		1.2	1.7
	1/2″	7	22IR7 W	22IL7 W	22	1.6	2.3
		6	22IR6 W	22IL6 W		1.6	2.3
		5	22IR5 W	22IL5 W		1.7	2.4
	5/8″	4.5	27IR4.5 W	27IL4.5 W	27	1.8	2.6
		4	27IR4 W	27IL4 W		2.0	2.9

●订货举例：16IR 16 W 100片
●Order example: 16IR 16 W 100PCS

1-3. 煤气、自来水龙头与管道连接用 For connecting gas and water taps to pipelines

1-3.1 55° 英国惠氏压制螺纹刀片(55° Whitworth Pressed Threading Insert)

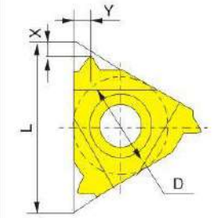

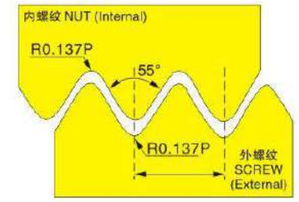

	D	加工螺距Pitch	刀片型号Designation		刀片尺寸Dimension		
		TPI	右旋螺纹 Right hand	左旋螺纹 Left hand	L	X	Y
外螺纹 External	3/8″	28	16ER28 W	16EL28 W	16	0.6	0.7
		26	16ER26 W	16EL26 W		0.7	0.8
		20	16ER20 W	16EL20 W		0.8	0.9
		19	16ER19 W	16EL19 W		0.8	1
		18	16ER18 W	16EL18 W		0.8	0.9
		16	16ER16 W	16EL16 W		0.9	1.1
		14	16ER14 W	16EL14 W		1.0	1.2
		12	16ER12 W	16EL12 W		1.1	1.4
		11	16ER11 W	16EL11 W		1.1	1.5
		10	16ER10 W	16EL10 W		1.1	1.5
		9	16ER9 W	16EL9 W		1.2	1.5
		8	16ER8 W	16EL8 W		1.2	1.7
内螺纹 Internal	3/8″	28	16IR28 W	16IL28 W	16	0.6	0.7
		26	16IR26 W	16IL26 W		0.7	0.8
		20	16IR20 W	16IL20 W		0.8	0.9
		19	16IR19 W	16IL19 W		0.8	1.0
		18	16IR18 W	16IL18 W		0.8	1.0
		16	16IR16 W	16IL16 W		0.9	1.1
		14	16IR14 W	16IL14 W		1.0	1.2
		12	16IR12 W	16IL12 W		1.1	1.4
		11	16IR11 W	16IL11 W		1.1	1.5
		10	16IR10 W	16IL10 W		1.1	1.5
		9	16IR9 W	16IL9 W		1.2	1.5
		8	16IR8 W	16IL8 W		1.2	1.7

●订货举例：16ER 16 W 100片
●Order example: 16ER 16 W 100PCS

1-3.2 60° 美国标准锥管螺纹刀片

(60° American Standard Pipe Taper Threading Insert)

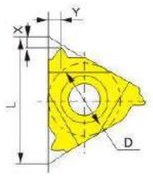

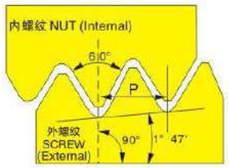

	D	加工螺距Pitch	刀片型号Designation		刀片尺寸Dimension		
		TPI	右旋螺纹 Right hand	左旋螺纹 Left hand	L	X	Y
外螺纹 External	1/4″	27	11ER27 NPT	11EL27 NPT	11	0.7	0.8
		18	11ER18 NPT	11EL18 NPT		0.8	1.0
		14	11ER14 NPT	11EL14 NPT		0.8	1.0
	3/8″	27	16ER27 NPT	16EL27 NPT	16	0.7	0.8
		18	16ER18 NPT	16EL18 NPT		0.8	1.0
		14	16ER14 NPT	16EL14 NPT		0.9	1.2
		11.5	16ER11.5 NPT	16EL11.5 NPT		1.1	1.5
		8	16ER8 NPT	16EL8 NPT		1.2	1.8
内螺纹 Internal	1/4″	27	11IR27 NPT	11IL27 NPT	11	0.7	0.8
		18	11IR18 NPT	11IL18 NPT		0.8	1.0
		14	11IR14 NPT	11IL14 NPT		0.8	1.0
	3/8″	27	16IR27 NPT	16IL27 NPT	16	0.7	0.8
		18	16IR18 NPT	16IL18 NPT		0.8	1.0
		14	16IR14 NPT	16IL14 NPT		0.9	1.2
		11.5	16IR11.5 NPT	16IL11.5 NPT		1.1	1.5
		8	16IR8 NPT	16IL8 NPT		1.2	1.8

●订货举例：16ER 8NPT 100片
●Order example: 16ER 8NPT 100PCS

1-4. 蒸汽、煤气、供水管螺纹 Threads for steam,gas,water supply tubes (NPTF)

1-4.1 60° 美制干密封螺纹刀片(NPTF) 60° National Pipe Threading Fine (NPTF)

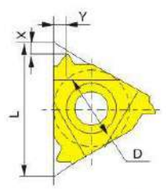

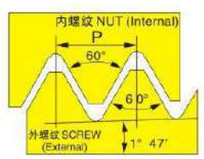

	D	加工螺距Pitch	刀片型号Designation		刀片尺寸Dimension		
		TPI	右旋螺纹 Right hand	左旋螺纹 Left hand	L	X	Y
外螺纹 External	1/4″	27	11ER27 NPTF	11EL27 NPTF	11	0.7	0.8
		18	11ER18 NPTF	11EL18 NPTF		0.8	1.0
		14	11ER14 NPTF	11EL14 NPTF		0.8	1.0
	3/8″	27	16ER27 NPTF	16EL27 NPTF	16	0.7	0.8
		18	16ER18 NPTF	16EL18 NPTF		0.8	1.0
		14	16ER14 NPTF	16EL14 NPTF		0.9	1.2
		11.5	16ER11.5 NPTF	16EL11.5 NPTF		1.1	1.5
		8	16ER8 NPTF	16EL8 NPTF		1.2	1.8
内螺纹 Internal	1/4″	27	11IR27 NPTF	11IL27 NPTF	11	0.7	0.8
		18	11IR18 NPTF	11IL18 NPTF		0.8	1.0
		14	11IR14 NPTF	11IL14 NPTF		0.8	1.0
	3/8″	27	16IR27 NPTF	16IL27 NPTF	16	0.7	0.8
		18	16IR18 NPTF	16IL18 NPTF		0.8	1.0
		14	16IR14 NPTF	16IL14 NPTF		0.9	1.2
		11.5	16IR11.5 NPTF	16IL11.5 NPTF		1.1	1.5
		8	16IR8 NPTF	16IL8 NPTF		1.2	1.8

●订货举例：16ER 8NPTF 100片
●Order example: 16ER 8NPT 100PCS

1-4.2 55° 英国标准锥管螺纹刀片

(55° English Standard Pipe Taper Threading Insert)

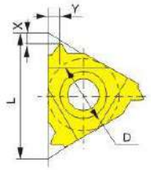

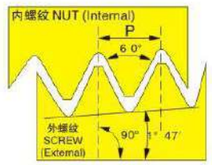

	D	加工螺距Pitch	刀片型号Designation		刀片尺寸Dimension		
		TPI	右旋螺纹 Right hand	左旋螺纹 Left hand	L	X	Y
外螺纹 External	1/4″	28	11ER 28 BSPT	11EL 28 BSPT	11	0.6	0.6
		19	11ER 19 BSPT	11EL 19 BSPT		0.8	0.9
		14	11ER 14 BSPT	11EL 14 BSPT		0.9	1.0
	3/8″	28	16ER 28 BSPT	16EL 28 BSPT	16	0.6	0.6
		19	16ER 19 BSPT	16EL 19 BSPT		0.8	0.9
		14	16ER 14 BSPT	16EL 14 BSPT		1.0	1.2
		11	16ER 11 BSPT	16EL 11 BSPT		1.1	1.5
内螺纹 Internal	1/4″	28	11IR 28 BSPT	11IL 28 BSPT	11	0.6	0.8
		19	11IR 19 BSPT	11IL 19 BSPT		0.8	0.9
		14	11IR 14 BSPT	11IL 14 BSPT		0.9	1.0
	3/8″	28	16IR 28 BSPT	16IL 28 BSPT	16	0.6	0.6
		19	16IR 19 BSPT	16IL 19 BSPT		0.8	0.9
		14	16IR 14 BSPT	16IL 14 BSPT		1.0	1.2
		11	16IR 11 BSPT	16IL 11 BSPT		1.1	1.5

●订货举例：16ER 11BSPT 100片
●Order example: 16ER 16 BSPT 100PCS

1-5. 机械驱动用 Threads for mechanical drive

1-5.1 英制29° 梯形螺纹刀片(ACME) British 29° trapezoidal threading (ACME)

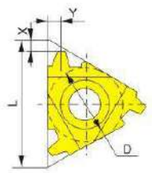

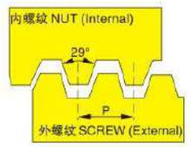

	D	加工螺距Pitch	刀片型号Designation		刀片尺寸Dimension		
		TPI	右旋螺纹 Right hand	左旋螺纹 Left hand	L	X	Y
外螺纹 External	3/8″	16	16ER 16 ACME	16EL 16 ACME	16	1.0	1.1
		14	16ER 14 ACME	16EL 14 ACME		1.0	1.2
		12	16ER 12 ACME	16EL 12 ACME		1.1	1.2
		10	16ER 10 ACME	16EL 10 ACME		1.3	1.3
		8	16ER 8 ACME	16EL 8 ACME		1.4	1.5
	1/2″	6	22ER 6 ACME	22EL 6 ACME	22	1.8	2.1
		5	22ER 5 ACME	22EL 5 ACME		2.0	2.3
	5/8″	4	27ER 5 ACME	27EL 5 ACME	27	2.4	2.7
内螺纹 Internal	3/8″	16	16IR 16 ACME	16IL 16 ACME	16	1.0	1.1
		14	16IR 14 ACME	16IL 14 ACME		1.0	1.2
		12	16IR 12 ACME	16IL 12 ACME		1.1	1.2
		10	16IR 10 ACME	16IL 10 ACME		1.3	1.3
		8	16IR 8 ACME	16IL 8 ACME		1.4	1.5
	1/2″	6	22IR 6 ACME	22IL 6 ACME	22	1.8	2.1
		5	22IR 5 ACME	22IL 5 ACME		2.0	2.3
	5/8″	4	27IR 5 ACME	27IL 5 ACME	27	2.4	2.7

●订货举例：16ER 16ACME 100片
●Order example: 16ER 16ACME 100PCS

1-5.2 30° 标准梯形螺纹刀片

(30° Standard Trapezoidal Threading Insert)

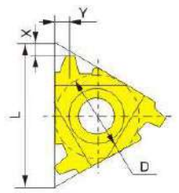

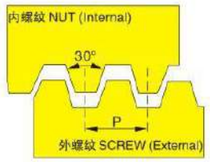

	D	加工螺距Pitch	刀片型号Designation		刀片尺寸Dimension		
		mm	右旋螺纹 Right hand	左旋螺纹 Left hand	L	X	Y
外螺纹 External	3/8″	1.5	16ER1.5 TR	16EL1.5 TR	16	1.0	1.1
		2.0	16ER2 TR	16EL2 TR		1.1	1.3
		3.0	16ER3 TR	16EL3 TR		1.3	1.5
	1/2″	4.0	22ER4 TR	22EL4 TR	22	1.7	1.9
		5.0	22ER5 TR	22EL5 TR		2.1	2.5
	5/8″	6.0	27ER6 TR	27EL6 TR	27	2.2	2.6
		7.0	27ER7 TR	27EL7 TR		2.3	2.7
内螺纹 Internal	3/8″	1.5	16IR1.5 TR	16IL1.5 TR	16	1.0	1.1
		2.0	16IR2 TR	16IL2 TR		1.1	1.3
		3.0	16IR3 TR	16IL3 TR		1.3	1.5
	1/2″	4.0	22IR4 TR	22IL4 TR	22	1.7	1.9
		5.0	22IR5 TR	22IL5 TR		2.1	2.5
	5/8″	6.0	27IR6 TR	27IL6 TR	27	2.2	2.6
		7.0	27IR7 TR	27IL7 TR		2.3	2.7

●订货举例：16ER 1.5TR 100片
●Order example: 16ER 1.5TR 100PCS

螺纹切削进刀方式 Thread cutting feed way

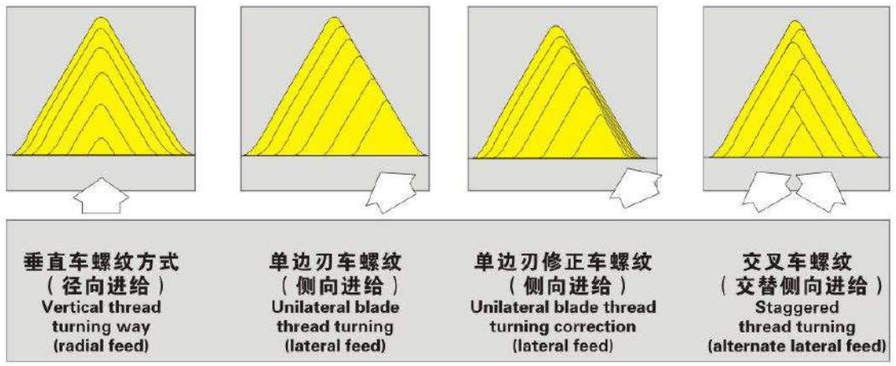

1-6. ABUT美制锯齿形螺纹刀片

(ABUT American Buttress Threading Insert)

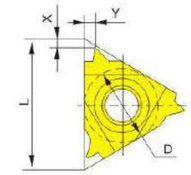

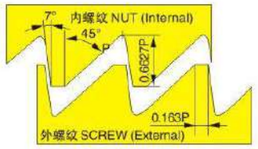

	D	加工螺距Pitch	刀片型号Designation		刀片尺寸Dimension		
		TPI	右旋螺纹 Right hand	左旋螺纹 Left hand	L	X	Y
外螺纹 External	1/4″	20	11ER 20 ABUT	11EL 20 ABUT	11	1.0	1.4
		16	11ER 16 ABUT	11EL 16 ABUT		1.3	1.9
	3/8″	20	16ER 20 ABUT	16EL 20 ABUT	16	1.0	1.4
		16	16ER 16 ABUT	16EL 16 ABUT		1.3	1.9
		12	16ER 12 ABUT	16EL 12 ABUT		1.4	2.0
		10	16ER 10 ABUT	16EL 10 ABUT		1.5	2.3
	1/2″	8	22ER 8 ABUT	22EL 8 ABUT	22	2.0	3.2
		6	22IR 6 ABUT	22IL 6 ABUT		2.2	3.5
内螺纹 Internal	1/4″	20	11IR 20 ABUT	11IL 20 ABUT	11	1.0	1.4
		16	11IR 16 ABUT	11IL 16 ABUT		1.3	1.9
	3/8″	20	16IR 20 ABUT	16IL 20 ABUT	16	1.0	1.4
		16	16IR 16 ABUT	16IL 16 ABUT		1.3	1.9
		12	16IR 12 ABUT	16IL 12 ABUT		1.4	2.0
		10	16IR 10 ABUT	16IL 10 ABUT		1.5	2.3
	1/2″	8	22IR 8 ABUT	22IL 8 ABUT	22	2.0	3.2
		6	22IR 6 ABUT	22IL 6 ABUT		2.2	3.5

●订货举例：16ER 12ABUT 100片
●Order example: 16ER 12ABUT 100PCS

铝合金刀片 Aluminum insert

铝合金加工技术信息 Aluminum machining technical information

铝合金加工AL特殊断屑槽 AL special chip breaker groove for aluminum machining

- ▶独一无二的三维前角设计，使切屑控制顺畅并使切屑流动平滑，有效降低了切削阻力，确保刀具寿命更长
- ▶切削刃的大前角设计减小了切削阻力，从而增加刀具使用寿命
- ▶刀片顶面抛光处理可更好控制排屑流，减少积屑瘤的产生

- ▶Unique 3D rake angle design. Smooth chip control and flow. Cutting resistance is effectively reduced. And the service life of the tool is longer.
- ▶The large rake angle of the cutting edge reduces the cutting resistance, so that the service life of the tool is prolonged.
- ▶The top surface of the insert is subject to polishing, so that the chip flow can be in better control and the build-up edge is reduced.



1. 大前角波纹式容屑槽–低切削阻力
2. 独特的前角设计–高效的断屑和顺畅的切屑流
3. 独特的上表面和三维设计–刀具寿命更长，表面粗糙度更好
4. 波纹式 & 锋利的切削刃–分散的切削阻力，刀具寿命长
5. 上表面抛光处理–杰出的切削性能，减少积屑瘤的产生，确保切屑顺畅

1. Large rake angle corrugated chip–hold groove–low cutting resistance
2. Unique rake angle design–efficient chip breaking and smooth chip flow
3. Unique upper surface and 3D design–longer tool service life and better surface roughness
4. Corrugated & sharp cutting edge–dispersed cutting resistance and long tool service life
5. Polished upper surface–outstanding cutting performance with reduced build–up edge and smooth cutting

为铝合金加工专门开发的AL Specially developed AL for aluminum alloy machining

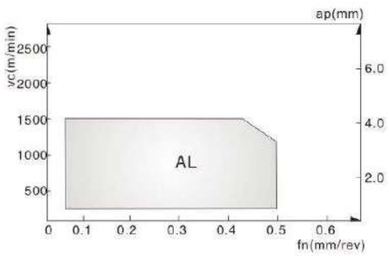

	推荐范围 Recommended range	材质 Material
AL	ap=0.1~5.0mm fn=0.03~0.5mm/rev	K10(硬质合金 Carbide K10~K20) ND1000(钻石涂层 PVD coating) PD1000(DLC涂层 DLC coating)

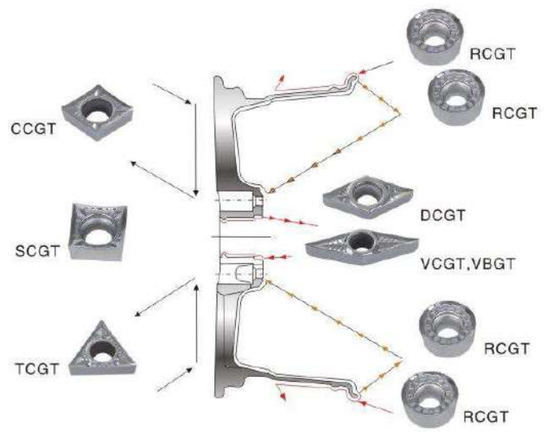

K10的特性 Characteristics of K10

- ▶ 用于铝合金和合金钢加工
- ▶ 上表面抛光处理，减小积屑瘤的产生
- ▶ 三维设计，在高进给高速加工中，减小切削阻力，表现出良好的切削性能

- ▶Suitable for aluminum alloy and alloy steel machining.
- ▶Polished upper, reduce build-up edge
- ▶ In high feed and high speed machining, the 3D design can reduce cutting resistance and show good cutting performance

被加工件 Machined workpiece		硬度（HB） Hardness	Kc（MPa）	vc(m/mim)	fn(mm/rev)
铝合金（锻造） Aluminum (forge)	热处理前 Pre-heat treatment	50~70	500~600	1000~2500	0.1~0.6
	热处理后 Post-heat treatment	90~110	700~900	300~1000	0.1~0.5
铝合金（铸造） Aluminum（casting）	热处理前 Pre-heat treatment	70~80	700~800	300~1000	0.1~0.6
	热处理后 Post-heat treatment	80~100	800~950	200~600	0.1~0.4
铜合金 Copper alloy	–	90~110	700	250~600	0.1~0.5
其他有色金属 Other nonferrous metals	–	100	1700	150~300	0.1~0.6

铝合金刀片(正前角型) Aluminum insert(Positive)

CC□□

菱形
Rhombus
后角：7°
Clearance angle: 7°

80° 正前角型
80° Positive

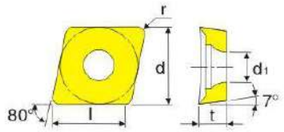

被加工件 Machined workpiece							
钢 Steel	P						
不锈钢 Stainless steel	M						
铸铁 Cast iron	K						
有色金属 Nonferrous metal	N	❗	❗	●	❗	✖	
耐热合金,钛合金 Heat-resistant alloy, titanium alloy	S						
淬硬钢 Quenched steel	H						

加工类型 Machining type
- ● 连续加工 Continuous machining
- ❗ 一般加工 General machining
- ✖ 断续加工 Intermittent machining

刀片 Insert	型号 Model	未涂层 Uncoated	规格尺寸(mm) Specification and dimension (mm)					切削条件 Cutting conditions	
		K10	l	d	t	r	d1	fn (mm/rev)	ap (mm)
CCGT-AL	060202-AL	•	6.2	6.35	2.38	0.2	2.8	0.01~0.12	0.05~3.00
	060204-AL	•	6.0	6.35	2.38	0.4	2.8	0.02~0.15	0.10~3.00
	060208-AL	•	5.6	6.35	2.38	0.8	2.8	0.02~0.20	0.10~4.00
	09T302-AL	•	9.4	9.525	3.97	0.2	4.4	0.02~0.20	0.05~3.00
	09T304-AL	•	9.2	9.525	3.97	0.4	4.4	0.02~0.30	0.10~5.00
	09T308-AL	•	8.8	9.525	3.97	0.8	4.4	0.03~0.50	0.10~5.00
	120402-AL	•	12.6	12.7	4.76	0.2	5.5	0.02~0.30	0.05~4.00
	120404-AL	•	12.4	12.7	4.76	0.4	5.5	0.03~0.50	0.10~5.00
	120408-AL	•	12.0	12.7	4.76	0.8	5.5	0.04~0.80	0.10~5.50

• 库存项
• Stock items

铝合金刀片(正前角型) Aluminum insert(Positive)

DC□□

菱形
Rhombus
后角：7°
Clearance angle: 7°

55° 正前角型
55° Positive

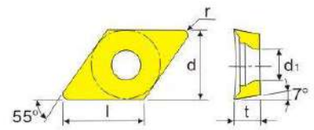

被加工件 Machined workpiece								加工类型 Machining type
钢 Steel	P							● 连续加工 Continuous machining
不锈钢 Stainless steel	M							一般加工 General machining
铸铁 Cast iron	K							✖ 断续加工 Intermittent machining
有色金属 Nonferrous metal	N			●		✖		
耐热合金,钛合金 Heat-resistant alloy, titanium alloy	S							
淬硬钢 Quenched steel	H							

刀片 Insert	型号 Model	未涂层 Uncoated	规格尺寸(mm) Specification and dimension (mm)					切削条件 Cutting conditions	
		K10	l	d	t	r	d_1	fn (mm/rev)	ap (mm)
DCGT-AL	070202-AL	•	7.5	6.35	2.38	0.2	2.8	0.01~0.20	0.05~3.00
	070204-AL	•	7.3	6.35	2.38	0.4	2.8	0.02~0.30	0.10~4.00
	070208-AL	•	6.8	6.35	2.38	0.8	2.8	0.03~0.40	0.10~4.00
	11T302-AL	•	11.4	9.525	3.97	0.2	4.4	0.02~0.30	0.05~4.00
	11T304-AL	•	11.2	9.525	3.97	0.4	4.4	0.03~0.50	0.10~5.00
	11T308-AL	•	10.8	9.525	3.97	0.8	4.4	0.03~0.50	0.10~5.00
	11T312-AL	•	10.4	9.525	3.97	1.2	4.4	0.04~0.60	0.15~5.00

• 库存项
• Stock items

铝合金刀片(正前角型) Aluminum insert(Positive)

SC□□

方形
Square
后角：7°
Clearance angle: 7°

90° 正前角型
90° Positive

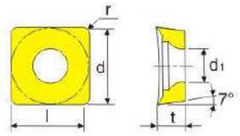

被加工件 Machined workpiece								加工类型 Machining type
钢 Steel	P							● 连续加工 Continuous machining
不锈钢 Stainless steel	M							一般加工 General machining
铸铁 Cast iron	K							✖ 断续加工 Intermittent machining
有色金属 Nonferrous metal	N			●		✖		
耐热合金,钛合金 Heat-resistant alloy, titanium alloy	S							
淬硬钢 Quenched steel	H							

刀片 Insert	型号 Model	未涂层 Uncoated	规格尺寸(mm) Specification and dimension (mm)					切削条件 Cutting conditions	
		K10	l	d	t	r	d_1	fn (mm/rev)	ap (mm)
SCGT-AL	09T302-AL		9.3	9.525	3.97	0.2	4.4	0.02~0.30	0.10~4.00
	09T304-AL	•	9.1	9.525	3.97	0.4	4.4	0.04~0.40	0.10~5.00
	09T308-AL	•	8.7	9.525	3.97	0.8	4.4	0.03~0.40	0.10~5.00
	120404-AL	•	12.3	12.7	4.76	0.4	5.5	0.03~0.50	0.10~5.00
	120408-AL	•	11.9	12.7	4.76	0.8	5.5	0.04~0.60	0.15~5.50
	120416-AL		11.1	12.7	4.76	1.6	5.5		

• 库存项
• Stock items

铝合金刀片(正前角型) Aluminum insert(Positive)

TC□□

三角形
Triangle
后角：7°
Clearance angle: 7°

60° 正前角型
60° Positive

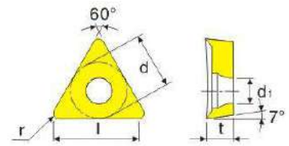

被加工件 Machined workpiece								加工类型 Machining type
钢 Steel	P							● 连续加工 Continuous machining
不锈钢 Stainless steel	M							一般加工 General machining
铸铁 Cast iron	K							断续加工 Intermittent machining
有色金属 Nonferrous metal	N	●	●	●	●	✖		
耐热合金,钛合金 Heat-resistant alloy, titanium alloy	S							
淬硬钢 Quenched steel	H							

刀片 Insert	型号 Model	未涂层 Uncoated	规格尺寸(mm) Specification and dimension (mm)					切削条件 Cutting conditions	
		K10	l	d	t	r	d_1	fn (mm/rev)	ap (mm)
TCGT-AL	090202-AL	•	9.1	5.56	2.38	0.2	2.5	0.01~0.12	0.05~3.00
	090204-AL	•	8.6	5.56	2.38	0.4	2.5	0.02~0.15	0.10~4.00
	110202-AL	•	10.5	6.35	2.38	0.2	2.8	0.02~0.20	0.05~4.00
	110204-AL	•	10.0	6.35	2.38	0.4	2.8	0.03~0.30	0.10~4.00
	110208-AL	•	9.0	6.35	2.38	0.8	2.8	0.03~0.40	0.10~5.00
	16T302-AL	•	15.0	9.525	3.97	0.2	4.4	0.02~0.30	0.05~5.00
	16T304-AL	•	15.5	9.525	3.97	0.4	4.4	0.03~0.40	0.10~5.50
	16T308-AL	•	14.5	9.525	3.97	0.8	4.4	0.03~0.50	0.10~5.50
	16T312-AL	•	13.5	9.525	3.97	1.2	4.4	0.04~0.60	0.15~5.50
	16T316-AL	•	12.5	9.525	3.97	1.6	4.4	0.05~0.80	0.15~5.50
	16T325-AL		10.0	9.525	3.97	2.5	4.4	0.06~0.90	0.20~7.00

• 库存项
• Stock items

铝合金刀片(正前角型) Aluminum insert(Positive)

VB□□

菱形
Rhombus
后角：5°
Clearance angle: 5°

35° 正前角型
35° Positive

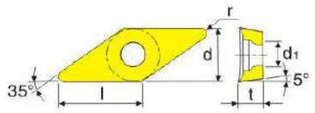

被加工件 Machined workpiece								加工类型 Machining type
钢 Steel	P							● 连续加工 Continuous machining
不锈钢 Stainless steel	M							一般加工 General machining
铸铁 Cast iron	K							断续加工 Intermittent machining
有色金属 Nonferrous metal	N	●	●	●	●	✖		
耐热合金,钛合金 Heat-resistant alloy, titanium alloy	S							
淬硬钢 Quenched steel	H							

刀片 Insert	型号 Model	未涂层 Uncoated	规格尺寸(mm) Specification and dimension (mm)					切削条件 Cutting conditions	
		K10	l	d	t	r	d_1	fn (mm/rev)	ap (mm)
VBGT-AL	110302-AL	•	10.5	6.35	3.18	0.2	2.8	0.02~0.15	0.05~3.00
	110304-AL	•	10.0	6.35	3.18	0.4	2.8	0.02~0.15	0.10~4.00
	110308-AL		9.0	6.35	3.18	0.8	2.8	0.03~0.18	0.10~5.00
	160402-AL		16.1	9.525	4.75	0.2	4.4	0.03~0.30	0.05~4.00
	160404-AL	•	15.6	9.525	4.76	0.4	4.4	0.03~0.40	0.10~5.00
	160408-AL	•	14.6	9.525	4.76	0.8	4.4	0.03~0.50	0.10~5.00
	160412-AL		13.6	9.525	4.76	1.2	4.4	0.05~0.60	0.10~5.50

• 库存项
• Stock items

铝合金刀片(正前角型) Aluminum insert(Positive)

VC□□

菱形
Rhombus
后角：7°
Clearance angle: 7°

35° 正前角型
35° Positive

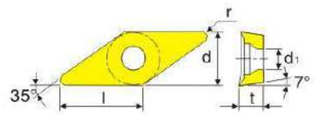

被加工件 Machined workpiece							
钢 Steel	P						
不锈钢 Stainless steel	M						
铸铁 Cast iron	K						
有色金属 Nonferrous metal	N	⚙	⚙	●	⚙	✖	
耐热合金,钛合金 Heat-resistant alloy, titanium alloy	S						
淬硬钢 Quenched steel	H						

加工类型 Machining type
● 连续加工 Continuous machining
⚙ 一般加工 General machining
✖ 断续加工 Intermittent machining

刀片 Insert	型号 Model	未涂层 Uncoated	规格尺寸(mm) Specification and dimension (mm)					切削条件 Cutting conditions	
		K10	l	d	t	r	d_1	fn (mm/rev)	ap (mm)
VCGT-AL	110301-AL		10.2	6.35	3.18	0.1	2.8	0.02~0.15	0.05~3.00
	110302-AL	•	10.5	6.35	3.18	0.2	2.8	0.02~0.20	0.05~3.00
	110304-AL	•	10.0	6.35	3.18	0.4	2.8	0.02~0.25	0.10~4.00
	110308-AL	•	9.0	6.35	3.18	0.8	2.8	0.03~0.30	0.10~5.00
	130302-AL	•	10.5	7.94	3.18	0.2	3.4	0.02~0.35	0.10~5.00
	130304-AL	•	10.0	7.94	3.18	0.4	3.4	0.03~0.35	0.10~5.00
	130308-AL		9.0	7.94	3.18	0.8	3.4	0.04~0.40	0.10~5.00
	160402-AL	•	16.1	9.525	4.76	0.2	4.4	0.02~0.30	0.05~5.00
	160404-AL	•	15.6	9.525	4.76	0.4	4.4	0.03~0.40	0.10~5.00
	160408-AL	•	14.0	9.525	4.76	0.8	4.4	0.03~0.50	0.10~5.00
	160412-AL	•	13.6	9.525	4.76	1.2	4.4	0.03~0.50	0.10~5.00
	220516-AL		18.0	12.7	5.56	1.6	5.6	0.03~0.60	0.10~7.00
	220525-AL		15.6	12.7	5.56	2.5	5.6	0.05~0.70	0.10~7.00
	220530-AL	•	14.3	12.7	5.56	3.0	5.6	0.08~1.00	0.10~7.00

• 库存项
• Stock items

铝合金刀片(正前角型) Aluminum insert(Positive)

RC□□

圆形
Circle
后角：7°
Clearance angle: 7°

正前角型
Positive

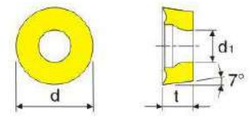

被加工件 Machined workpiece							
钢 Steel	P						
不锈钢 Stainless steel	M						
铸铁 Cast iron	K						
有色金属 Nonferrous metal	N	⚙	⚙	●	⚙	✖	
耐热合金,钛合金 Heat-resistant alloy, titanium alloy	S						
淬硬钢 Quenched steel	H						

加工类型 Machining type
● 连续加工 Continuous machining
⚙ 一般加工 General machining
✖ 断续加工 Intermittent machining

刀片 Insert	型号 Model	未涂层 Uncoated	规格尺寸(mm) Specification and dimension (mm)					切削条件 Cutting conditions	
		K10	l	d	t	r	d_1	fn (mm/rev)	ap (mm)
RCGT-AL	0602M0-AL	•	–	6.0	2.38	–	2.8	0.05~0.20	0.50~2.00
	0803M0-AL	•	–	8.0	3.18	–	3.35	0.05~0.25	0.50~2.50
	1003M0-AL	•	–	10.0	3.18	–	4.0	0.10~0.30	1.00~3.00
	10T3M0-AL		–	10.0	3.97	–	4.4	0.10~0.30	1.00~3.00
	1204M0-AL	•	–	12.0	4.76	–	4.4	0.10~0.35	1.00~3.50

• 库存项
• Stock items

铣刀片(正前角型) Milling insert (Positive)

R□□□

圆形正前角
Round positive

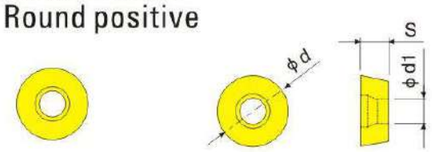

R□MT12 04 □□

- 刀片直径(ϕd) Insert diameter
- 厚度(S) Thickness
- 断屑槽代号 Chip breaker groove code

R□T□□	08T2□□	1003□□	10T3□□	1204□□	1605□□
ϕd(mm)	8	10	10	12	16

被加工件 Machined workpiece							
钢 Steel	P						
不锈钢 Stainless steel	M						
铸铁 Cast iron	K						
有色金属 Nonferrous metal	N	⬍	⬍	●	⬍	✖	
耐热合金,钛合金 Heat-resistant alloy, titanium alloy	S						
淬硬钢 Quenched steel	H						

加工类型 Machining type
- ● 连续加工 Continuous machining
- ⬍ 一般加工 General machining
- ✖ 断续加工 Intermittent machining

刀片外形 Insert appearance	型号 Model	尺寸 Dimension D1	S1	d	牌号 Grade LF618	LF6008	LF6018	LF6028	LDA	未涂层 Uncoated	形状 Shape
	RCMT06T2MO	6	2.45	2.8			▲				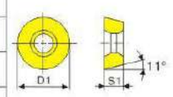
	RPMT08T2M0E-JS	8	2.78	2.94			▲				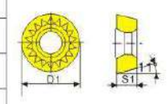
	RPMT10T3M0E-JS	10	3.97	4.4			▲				
	RPMT1204M0E-JS	12	4.76	4.4			▲				
	RPMT1606M0E-JS	16	6.35	5.5			▲				
	RPMT08T2M0-TT	8	2.78	2.94			▲				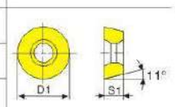
	RPMW1003M0-TT	10	3.18	4.4			▲				
	RPMW1204M0-TT	12	4.76	4.4			▲				
	RPMT1003MO-TT	10	3.18	4.4	▲						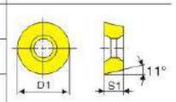
	RPMT10T3M0-TT	10	3.97	4.4			▲				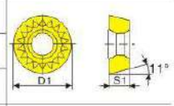
	RPMT1204M0-TT	12	4.76	4.4			▲				
	RPMT1606M0-TT	16	6.35	5.5			▲				
	RPMT1204MO-TT	12	4.76	4.4	▲						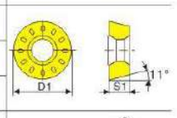
	RDMT1204M0-MQ	12	4.76	4.4			▲				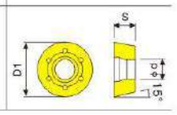

产品库存 Product stock ▲ 主推牌号备库存 Main grade reserve stock ○ 按订单生产 Make-to-order

铣刀片(正前角型) Milling insert (Positive)

R□□□

圆形正前角
Round positive

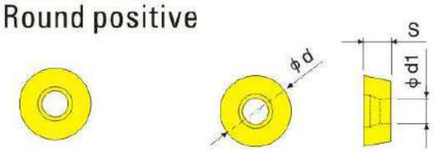

R□MT12 04 □□

- 刀片直径(ϕd) Insert diameter
- 厚度(S) Thickness
- 断屑槽代号 Chip breaker groove code

R□T□□	08T2□□	1003□□	10T3□□	1204□□	1605□□
ϕd(mm)	8	10	10	12	16

被加工件 Machined workpiece							
钢 Steel	P						
不锈钢 Stainless steel	M						
铸铁 Cast iron	K						
有色金属 Nonferrous metal	N	⬍	⬍	●	⬍	✖	
耐热合金,钛合金 Heat-resistant alloy, titanium alloy	S						
淬硬钢 Quenched steel	H						

加工类型 Machining type
- ● 连续加工 Continuous machining
- ⬍ 一般加工 General machining
- ✖ 断续加工 Intermittent machining

刀片外形 Insert appearance	型号 Model	尺寸 Dimension D1	S1	d	牌号 Grade LF618	LF6008	LF6018	LF6028	LDA	未涂层 Uncoated	形状 Shape
	RDMT1204M0-MQ	12	4.76	4.4				▲			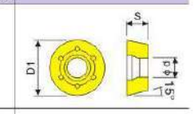
	RDMT1204MO-MQ	12	4.76	4.4	▲						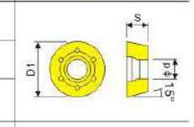
	RDMT08T2M0E-BM	8	2.78	2.94			▲				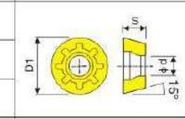
	RDMT10T3M0E-BM	10	3.97	4.4			▲				
	RDMT1204M0E-BM	12	4.76	4.4			▲				
	RDHX1003MOT	10	3.18	3.8			▲				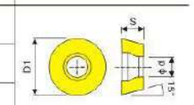
	RDHX12T3MOT	12	3.97	3.8			▲				

产品库存 Product stock ▲ 主推牌号备库存 Main grade reserve stock ○ 按订单生产 Make-to-order

铣刀片 Milling insert

APMT□□□-H□

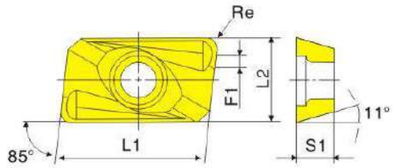

对应铣刀 Corresponding milling cutter	型号 Model	尺寸 Dimension					牌号 Grade					
		L1	L2	S1	F1	Re	LF618	LF6008	LF6018	LF6028	LDA	未涂层 Uncoated
BAP300	APMT1135PDER-H1	11	6.35	3.5	1.5	0.4			○		○	
	APMT1135PDER-H2	11	6.35	3.5	1.5	0.8			▲		▲	
	APMT1135PDER-H3	11	6.35	3.5	1.5	1.2			○		○	
BAP400	APMT1604PDER-H1	17.5	9.525	4.76	1.7	0.4			○		○	
	APMT1604PDER-H2	17.5	9.525	4.76	1.7	0.8			▲		▲	
	APMT1604PDER-H4	17.5	9.525	4.76	1.7	1.6			○		○	

产品库存 Product stock ▲ 主推牌号备库存 Main grade reserve stock ○ 按订单生产 Make-to-order

铣刀片 Milling insert

APMT□□□□PDER-H2



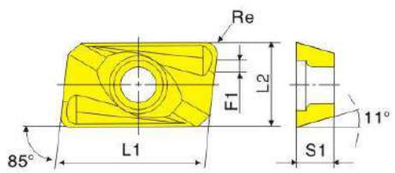

对应铣刀 Corresponding milling cutter	型号 Model	尺寸 Dimension						牌号 Grade					
		d	I.C	L	W	S	r	LF618	LF6008	LF6018	LF6028	LDA	未涂层 Uncoated
BAP300	APMT1135PDER-H2	2.8	6.2	11	6.35	3.5	0.8	▲					
BAP400	APMT1604PDER-H2	4.4	9.25	17.5	9.525	4.76	0.8	▲					

产品库存 Product stock ▲ 主推牌号备库存 Main grade reserve stock ○ 按订单生产 Make-to-order

铣刀片 Milling insert

APMT□□□-M□

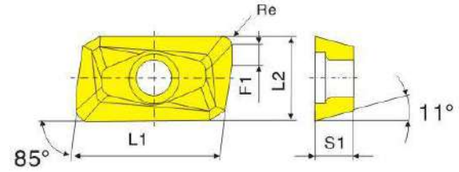

对应铣刀 Corresponding milling cutter	型号 Model	尺寸 Dimension					牌号 Grade					
		L1	L2	S1	F1	Re	LF618	LF6008	LF6018	LF6028	LDA	未涂层 Uncoated
BAP300	APMT1135PDER-M0	11	6.35	3.5	1.5	0.2			○		○	
	APMT1135PDER-M1	11	6.35	3.5	1.5	0.4			○		○	
	APMT1135PDER-M2	11	6.35	3.5	1.5	0.8			▲		▲	
BAP400	APMT1604PDER-M2	16.5	9.525	4.76	1.7	0.8			▲			
BAP300	APGT1135PDER-G2	11	6.35	3.5	1.5	0.8						▲
BAP400	APGT1604PDER-G2	17.5	9.525	4.76	1.7	0.8						▲

产品库存 Product stock ▲ 主推牌号备库存 Main grade reserve stock ○ 按订单生产 Make-to-order

铣刀片 Milling insert

APMT□□□□PDER-M2

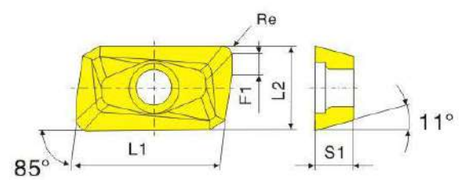

对应铣刀 Corresponding milling cutter	型号 Model	尺寸 Dimension						牌号 Grade					
		d	I.C	L	W	S	r	LF618	LF6008	LF6018	LF6028	LDA	未涂层 Uncoated
BAP400	APMT1604PDER-M2	4.4	9.25	16.5	9.525	4.76	0.8	▲					

产品库存 Product stock ▲ 主推牌号备库存 Main grade reserve stock ○ 按订单生产 Make-to-order

铣刀片 Milling insert

APMT□□□-XM

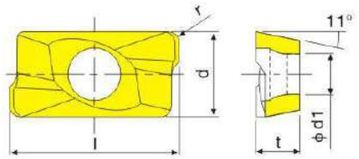

对应铣刀 Corresponding milling cutter	型号 Model	尺寸 Dimension					牌号 Grade					
		L1	L2	S1	F1	Re	LF618	LF6008	LF6018	LF6028	LDA	未涂层 Uncoated
BAP300	APMT1135PDER-XM	11.3	6.35	3.5	1.5	0.4			▲		▲	
BAP400	APMT1604PDER-XM	16.15	9.525	4.76	1.7	0.8			▲		▲	

产品库存 Product stock ▲ 主推牌号备库存 Main grade reserve stock ○ 按订单生产 Make-to-order

铣刀片 Milling insert

APMT1□□□□PEER-XM

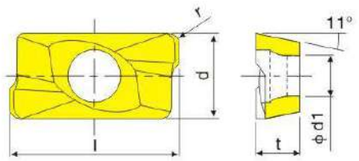

对应铣刀 Corresponding milling cutter	型号 Model	尺寸 Dimension						牌号 Grade					
		d	I.C	L	W	S	r	LF618	LF6008	LF6018	LF6028	LDA	未涂层 Uncoated
BAP400	APMT1604PEER-XM	4.4	9.27	16.5	9.525	5.25	0.8	▲					
	APMT1605PEER-XM	4.4	9.33	16.5	9.525	5.25	0.8	▲					

产品库存 Product stock ▲ 主推牌号备库存 Main grade reserve stock ○ 按订单生产 Make-to-order

铣刀片 Milling insert

APKT1□□□□OPDER-GW

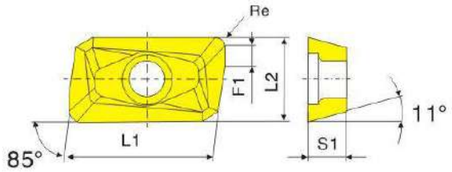

对应铣刀 Corresponding milling cutter	型号 Model	尺寸 Dimension					牌号 Grade					
		L	I.C	S	d	r	LF618	LF6008	LF6018	LF6028	LDA	未涂层 Uncoated
BAP400	APKT160420PDER-GW	9	9.25	4.76	4.3	2			▲			

产品库存 Product stock ▲ 主推牌号备库存 Main grade reserve stock ○ 按订单生产 Make-to-order

铣刀片 Milling insert

APKT□□□□-HM

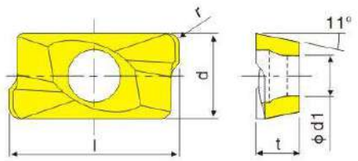

型号 Model	尺寸 Dimension						牌号 Grade					
	d	I.C	L	W	S	r	LF618	LF6008	LF6018	LF6028	LDA	未涂层 Uncoated
APKT160408-HM	4.4	9.55	17.5	9.525	5.77	0.8	▲					

产品库存 Product stock ▲ 主推牌号备库存 Main grade reserve stock ○ 按订单生产 Make-to-order

铣刀片 Milling insert

AP□□1003PD□□

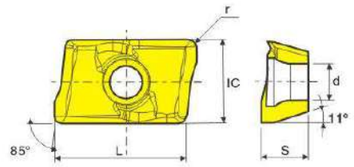

型号 Model	尺寸 Dimension					牌号 Grade					
	L	I.C	S	d	r	LF618	LF6008	LF6018	LF6028	LDA	未涂层 Uncoated
APKT1003PDTR	11	6.67	3.55	2.8	0.5			▲			

产品库存 Product stock ▲ 主推牌号备库存 Main grade reserve stock ○ 按订单生产 Make-to-order

铣刀片 Milling insert

JDMT□□□

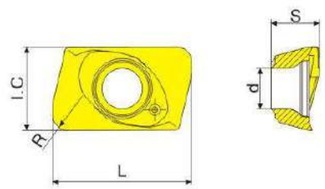

型号 Model	尺寸 Dimension					牌号 Grade					
	L	I.C	S	d	r	LF618	LF6008	LF6018	LF6028	LDA	未涂层 Uncoated
JDMT070204R	6.84	4.25	2.45	2.05	0.4			▲			

产品库存 Product stock ▲ 主推牌号备库存 Main grade reserve stock ○ 按订单生产 Make-to-order

铣刀片 Milling insert

APKT□□□-AL

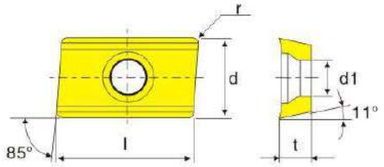

型号 Model	尺寸 Dimension					牌号 Grade					
	L1	L2	S1	F1	Re	LF618	LF6008	LF6018	LF6028	LDA	未涂层 Uncoated
APKT160402PDER-AL	16.88	9.8	4.76	4.4	0.2						▲
APKT160404PDER-AL	16.88	9.8	4.76	4.4	0.4						▲
APKT160408PDER-AL	16.88	9.8	4.76	4.4	0.8						▲

产品库存 Product stock ▲ 主推牌号备库存 Main grade reserve stock ○ 按订单生产 Make-to-order

铣刀片 Milling insert

LNMU□□□□ZER-MJ

型号 Model	尺寸 Dimension					牌号 Grade					
	L	I.C	S	d	r	LF618	LF6008	LF6018	LF6028	LDA	未涂层 Uncoated
LNMU0303ZER-MJ	3.5	6.0	3.9	2.9	1.2	▲		▲			

产品库存 Product stock ▲ 主推牌号备库存 Main grade reserve stock ○ 按订单生产 Make-to-order

铣刀片 Milling insert

4NKT□□□□-ML

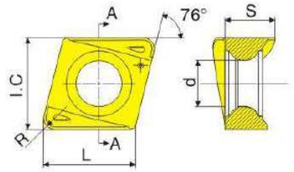

型号 Model	尺寸 Dimension					牌号 Grade					
	L	I.C	S	d	r	LF618	LF6008	LF6018	LF6028	LDA	未涂层 Uncoated
4NKT060308R-ML	6.5	6.6	4.6	3.3	0.8				▲		

产品库存 Product stock ▲ 主推牌号备库存 Main grade reserve stock ○ 按订单生产 Make-to-order

铣刀片 Milling insert

BLMP□□□□-M

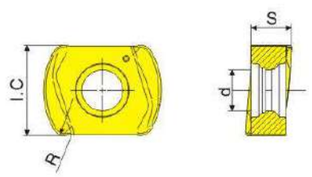

型号 Model	尺寸 Dimension					牌号 Grade					
	L	I.C	S	d	r	LF618	LF6008	LF6018	LF6028	LDA	未涂层 Uncoated
BLMP0603R-M	6.5	6.4	3.42	3.2	1.0				▲		
BLMP0904R-M	9.5	9.2	4.11	4.15	1.2				▲		

产品库存 Product stock ▲ 主推牌号备库存 Main grade reserve stock ○ 按订单生产 Make-to-order

铣刀片 Milling insert

BLMP□□□-M

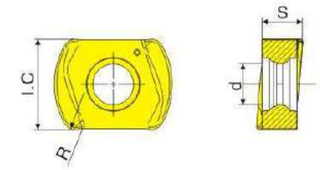

型号 Model	尺寸 Dimension					牌号 Grade					
	L	I.C	S	d	r	LF618	LF6008	LF6018	LF6028	LDA	未涂层 Uncoated
BLMP0603R-M	6.5	6.4	3.42	3.2	1.0			▲			

产品库存 Product stock ▲ 主推牌号备库存 Main grade reserve stock ○ 按订单生产 Make-to-order

铣刀片 Milling insert

RT□□□□-81

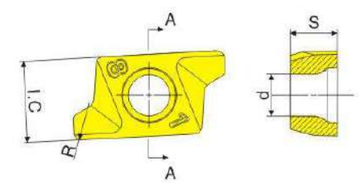

型号 Model	尺寸 Dimension					牌号 Grade					
	L	I.C	S	d	r	LF618	LF6008	LF6018	LF6028	LDA	未涂层 Uncoated
RT070204R-81	7.5	4.3	2.38	2.2	0.4			▲			

产品库存 Product stock ▲ 主推牌号备库存 Main grade reserve stock ○ 按订单生产 Make-to-order

铣刀片 Milling insert

TPKN□□□□PDTR

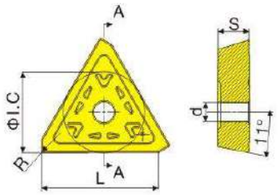

型号 Model	尺寸 Dimension					牌号 Grade					
	L	I.C	S	d	r	LF618	LF6008	LF6018	LF6028	LDA	未涂层 Uncoated
TPKN2204PDTR	12.5	4.76	4.76	2.0	1			▲			

产品库存 Product stock ▲ 主推牌号备库存 Main grade reserve stock ○ 按订单生产 Make-to-order

铣刀片 Milling insert

3PKT□□□-M

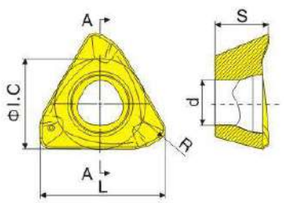

型号 Model	牌号 Grade													尺寸 Dimension				
	P						M					K						
	LF9008	LF9018	LF9028	LF9218	LF9118	LF918	LF6008	LF6018	LF6028	LF6118	LF618	LF3018	LF3028	未涂层 Uncoated	L	I.C	S	d	r
3PKT150508R-M									▲						15.5	10.7	4.96	5	0.8

产品库存 Product stock ▲ 主推牌号备库存 Main grade reserve stock ○ 按订单生产 Make-to-order

铣刀片 Milling insert

3PKT□□□-M

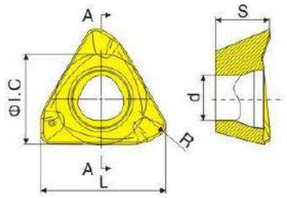

型号 Model	牌号 Grade													尺寸 Dimension				
	P						M					K						
	LF9008	LF9018	LF9028	LF9218	LF9118	LF918	LF6008	LF6018	LF6028	LF6118	LF618	LF3018	LF3028	未涂层 Uncoated	L	I.C	S	d	r
3PKT100408R-M									▲						10.5	6.9	4.0	3.5	0.8

产品库存 Product stock ▲ 主推牌号备库存 Main grade reserve stock ○ 按订单生产 Make-to-order

铣刀片 Milling insert

SE□□1204□□-□□

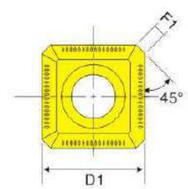

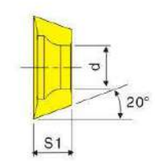

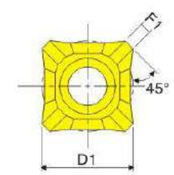

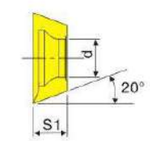

对应铣刀 Corresponding milling cutter	型号 Model	尺寸 Dimension				牌号 Grade					
		D1	d	S1	F1	LF618	LF6008	LF6018	LF6028	LDA	未涂层 Uncoated
KM12	SEKT1204AFTN-XM	12.7	5.4	4.76	1.6			▲		▲	
	SEHT1204AFFN-AL	12.7	5.4	4.76	1.6						▲

产品库存 Product stock ▲ 主推牌号备库存 Main grade reserve stock ○ 按订单生产 Make-to-order

铣刀片 Milling insert

SE□□1203□□-□□

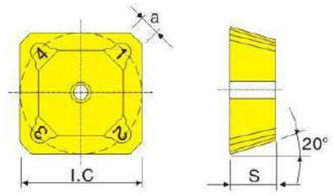

型号 Model	尺寸 Dimension					牌号 Grade					
	L	I.C	S	d	r	LF618	LF6008	LF6018	LF6028	LDA	未涂层 Uncoated
SEET1203AFEN	12.55	12.55	3.18	/	0.8			▲			

产品库存 Product stock ▲ 主推牌号备库存 Main grade reserve stock ○ 按订单生产 Make-to-order

铣刀片 Milling insert

SDMT□□□□12-PH

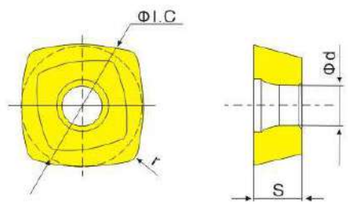

型号 Model	尺寸 Dimension					牌号 Grade					
	L	I.C	S	d	r	LF618	LF6008	LF6018	LF6028	LDA	未涂层 Uncoated
SDMT150512-PH	15.95	15.93	5.65	5.56	1.2	▲					

产品库存 Product stock ▲ 主推牌号备库存 Main grade reserve stock ○ 按订单生产 Make-to-order

铣刀片 Milling insert

SDMT□□□□12-PH

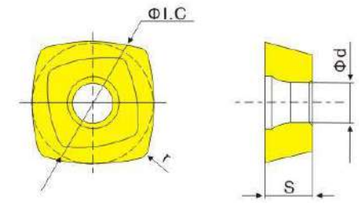

型号 Model	尺寸 Dimension					牌号 Grade					
	L	I.C	S	d	r	LF618	LF6008	LF6018	LF6028	LDA	未涂层 Uncoated
SDMT120512-PH	12.7	12.7	5.65	4.3	1.2			▲			
SDMT150512-PH	15.95	15.95	5.65	5.5	1.2			▲			

产品库存 Product stock ▲ 主推牌号备库存 Main grade reserve stock ○ 按订单生产 Make-to-order

铣刀片 Milling insert

ONMU□□□□

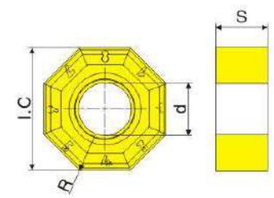

型号 Model	尺寸 Dimension				牌号 Grade					
	I.C	S	d	r	LF618	LF6008	LF6018	LF6028	LDA	未涂层 Uncoated
ONMU050504	13	5.15	5.55	0.4			▲			

产品库存 Product stock ▲ 主推牌号备库存 Main grade reserve stock ○ 按订单生产 Make-to-order

铣刀片 Milling insert

WNMU□□□EN-GM



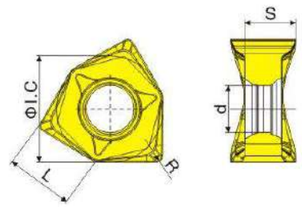

型号 Model	牌号 Grade													尺寸 Dimension				
	P					M				K		Uncoated 未涂层						
	LF9008	LF9018	LF9028	LF9218	LF9118	LF918	LF6008	LF6018	LF6028	LF6118	LF618	LF3018	LF3028	L	I.C	S	d	r
WNMU080608EN-GM								▲						8.55	14	8.3	6.16	0.8

产品库存 Product stock ▲ 主推牌号备库存 Main grade reserve stock ○按订单生产 Make-to-order

铣刀片 Milling insert

JDMW□□□

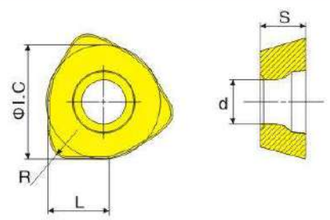

型号 Model	牌号 Grade													尺寸 Dimension				
	P					M				K		Uncoated 未涂层						
	LF9008	LF9018	LF9028	LF9218	LF9118	LF918	LF6008	LF6018	LF6028	LF6118	LF618	LF3018	LF3028	L	I.C	S	d	r
JDMW120420								▲						6.5	12.3	4.76	4.73	2.0

产品库存 Product stock ▲ 主推牌号备库存 Main grade reserve stock ○按订单生产 Make-to-order

钻头刀片 U-drill insert

WCMX□□□-SF

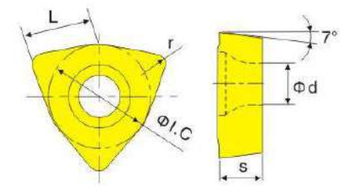

型号 Model	牌号 Grade													尺寸 Dimension				
	P					M				K		Uncoated 未涂层						
	LF9008	LF9018	LF9028	LF9218	LF9118	LF918	LF6008	LF6018	LF6028	LF6118	LF618	LF3018	LF3028	L	I.C	S	d	r
WCMX030208-SF								▲						3.8	5.56	2.38	2.8	0.8
WCMX040208-SF								▲						4.3	6.35	2.38	3.1	0.8
WCMX050308-SF								▲						5.4	7.94	3.18	3.2	0.8
WCMX06T308-SF								▲						6.5	9.525	3.97	3.7	0.8
WCMX080412-SF								▲						8.7	12.7	4.76	4.3	1.2

产品库存 Product stock ▲ 主推牌号备库存 Main grade reserve stock ○按订单生产 Make-to-order

钻头刀片 U-drill insert

WCMX□□□-MF

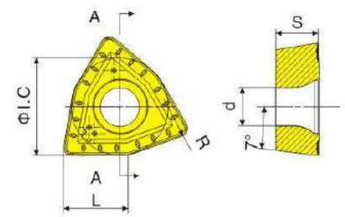

型号 Model	牌号 Grade													尺寸 Dimension				
	P					M				K		Uncoated 未涂层						
	LF9008	LF9018	LF9028	LF9218	LF9118	LF918	LF6008	LF6018	LF6028	LF6118	LF618	LF3018	LF3028	L	I.C	S	d	r
WCMX030208-MF									▲	▲				3.8	5.56	2.38	2.8	0.8
WCMX040208-MF									▲	▲				4.3	6.35	2.38	3.1	0.8
WCMX050308-MF									▲	▲				5.4	7.94	3.18	3.2	0.8
WCMX06T308-MF									▲	▲				6.5	9.525	3.97	3.7	0.8
WCMX080412-MF									▲	▲				8.7	12.7	4.76	4.3	1.2

产品库存 Product stock ▲ 主推牌号备库存 Main grade reserve stock ○按订单生产 Make-to-order

钻头刀片 U-drill insert

WCMT□□□-SF

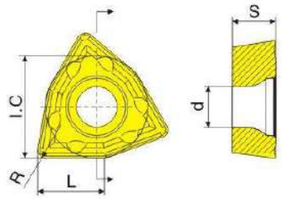

型号 Model	牌号 Grade													尺寸 Dimension				
	P					M				K		Uncoated 未涂层						
	LF9008	LF9018	LF9028	LF9218	LF9118	LF918	LF6008	LF6018	LF6028	LF6118	LF618	LF3018	LF3028	L	I.C	S	d	r
WCMT030208-SF											▲			3.8	5.56	2.38	2.8	0.8
WCMT040208-SF											▲			4.3	6.35	2.38	3.1	0.8
WCMT050308-SF											▲			5.4	7.94	3.18	3.2	0.8
WCMT06T308-SF											▲			6.5	9.525	3.97	3.7	0.8
WCMT080412-SF											▲			8.7	12.7	4.76	4.3	1.2

产品库存 Product stock ▲ 主推牌号备库存 Main grade reserve stock ○按订单生产 Make-to-order

钻头刀片 U-drill insert

SPMG□□□-TG

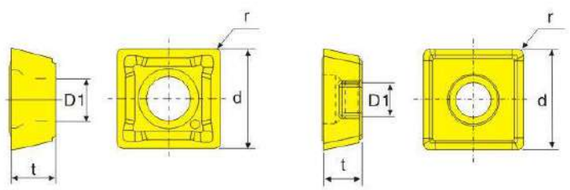

型号 Model	牌号 Grade													尺寸 Dimension			
	P					M				K		Uncoated 未涂层					
	LF9008	LF9018	LF9028	LF9218	LF9118	LF918	LF6008	LF6018	LF6028	LF6118	LF618	LF3018	LF3028	D	t	r	D1
SPMG050204-TG								▲						5	2.38	0.4	2.25
SPMG060204-TG								▲						6	2.38	0.4	2.61
SPMG07T308-TG								▲						7.94	3.97	0.8	2.85
SPMG090408-TG								▲						9.8	4.76	0.8	4.05
SPMG110408-TG								▲						11.5	4.76	0.8	4.45
SPMG120408-TG								▲						12.7	4.76	0.8	4.45

产品库存 Product stock ▲ 主推牌号备库存 Main grade reserve stock ○按订单生产 Make-to-order

钻头刀片 U-drill insert

SPMG□□□-DK

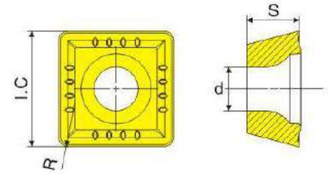

型号 Model	牌号 Grade													尺寸 Dimension			
	P					M				K		Uncoated 未涂层					
	LF9008	LF9018	LF9028	LF9218	LF9118	LF918	LF6008	LF6018	LF6028	LF6118	LF618	LF3018	LF3028	D	t	r	D1
SPMG050204-DK								▲		▲				5	2.38	0.4	2.25
SPMG060204-DK								▲		▲				6	2.38	0.4	2.61
SPMG07T308-DK								▲		▲				7.94	3.97	0.8	2.85
SPMG090408-DK								▲		▲				9.8	4.76	0.8	4.05
SPMG110408-DK								▲		▲				11.5	4.76	0.8	4.45

产品库存 Product stock ▲ 主推牌号备库存 Main grade reserve stock ○按订单生产 Make-to-order

钻头刀片 U-drill insert

SOMT□□□-DQ

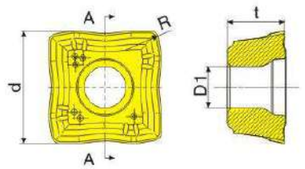

型号 Model	牌号 Grade													尺寸 Dimension			
	P					M				K		Uncoated 未涂层					
	LF9008	LF9018	LF9028	LF9218	LF9118	LF918	LF6008	LF6018	LF6028	LF6118	LF618	LF3018	LF3028	d	t	r	D1
SOMT050204-DQ								▲						4.9	2.38	0.4	2.25
SOMT060204-DQ								▲						5.7	2.38	0.4	2.60
SOMT070306-DQ								▲						6.8	2.80	0.6	2.60
SOMT08T306-DQ								▲						7.9	3.97	0.6	2.85
SOMT09T308-DQ								▲						9.2	3.97	0.8	3.80
SOMT11T308-DQ								▲						11.0	3.97	0.8	3.80
SOMT130408-DQ								▲						12.8	4.40	0.8	4.40
SOMT150510-DQ								▲						15.0	4.80	1.0	5.40

产品库存 Product stock ▲ 主推牌号备库存 Main grade reserve stock ○按订单生产 Make-to-order

钻头刀片 U-drill insert

SOMG□□□-TG

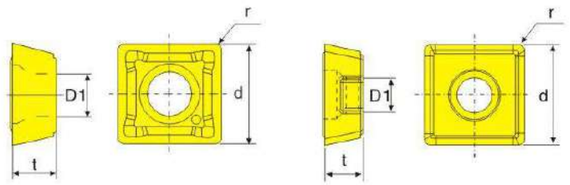

型号 Model	牌号 Grade													尺寸 Dimension				
	P					M					K		Uncoated 未涂层					
	LF9008	LF9018	LF9028	LF9218	LF9118	LF918	LF6008	LF6018	LF6028	LF6118	LF618	LF3018	LF3028	L	I.C	S	d	r
SOMG040202-TG								▲						1.9	4.0	1.82	2.0	0.2

产品库存 Product stock ▲ 主推牌号备库存 Main grade reserve stock ○ 按订单生产 Make-to-order

钻头刀片 U-drill insert

SPMG□□□-TG

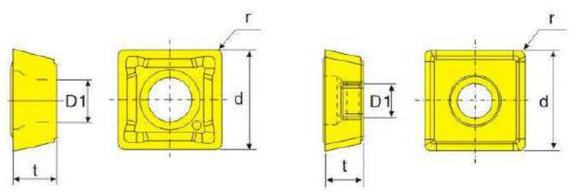

型号 Model	牌号 Grade													尺寸 Dimension			
	P					M					K		Uncoated 未涂层				
	LF9008	LF9018	LF9028	LF9218	LF9118	LF918	LF6008	LF6018	LF6028	LF6118	LF618	LF3018	LF3028	D	t	r	D1
SPMG050204-TG											▲			5	2.38	0.4	2.25
SPMG060204-TG														6	2.38	0.4	2.61
SPMG07T308-TG														7.94	3.97	0.8	2.85
SPMG090408-TG														9.8	4.76	0.8	4.05
SPMG110408-TG														11.5	4.76	0.8	4.45

产品库存 Product stock ▲ 主推牌号备库存 Main grade reserve stock ○ 按订单生产 Make-to-order

钻头刀片 U-drill insert

SPMG□□□-PD

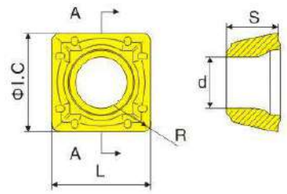

型号 Model	牌号 Grade													尺寸 Dimension				
	P					M					K		Uncoated 未涂层					
	LF9008	LF9018	LF9028	LF9218	LF9118	LF918	LF6008	LF6018	LF6028	LF6118	LF618	LF3018	LF3028	L	I.C	S	d	r
SPMG040204-PD								▲						2.48	4.7	2.38	2.45	0.4

产品库存 Product stock ▲ 主推牌号备库存 Main grade reserve stock ○ 按订单生产 Make-to-order

钻头刀片 U-drill insert

QCMT□□□-CM

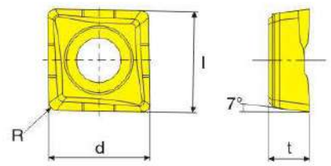

型号 Model	牌号 Grade													尺寸 Dimension			
	P					M					K		Uncoated 未涂层				
	LF9008	LF9018	LF9028	LF9218	LF9118	LF918	LF6008	LF6018	LF6028	LF6118	LF618	LF3018	LF3028	d	l	t	r
QCMT040104-CM								▲						4.4	6.4	1.7	0.4
QCMT050204-CM								▲						5.6	5.6	2.1	0.4
QCMT060204-CM								▲						6.4	6.4	2.38	0.4
QCMT070304-CM								▲						7.5	7.5	3.18	0.4
QCMT080304-CM								▲						8.4	8.4	3.18	0.4
QCMT10T304-CM								▲						10.5	10.5	3.97	0.4

产品库存 Product stock ▲ 主推牌号备库存 Main grade reserve stock ○ 按订单生产 Make-to-order

硬质合金铣刀系列
Solid Carbide Endmill Series

铝合金整体合金立铣刀

Solid carbide endmill for aluminum

1.超细微粒合金棒材，刃口锋利；
2.用于铝合金加工；
3.也可用于铜、树胶、钢材等材料加工。

1.Ultrafine particle alloy bar, sharp cutting edge;
2.Suitable for aluminum alloy machining;
3.Also suitable for machining of copper, gum and steel and other materials.

技术参数(Technical parameters)：

MODEL	直径D1 Flute Diameter	刃长L1 Flute Length	全长L Full length	柄径D2 Shank diameter
1*4*3*50	1	3	50	4
1.5*4*4*50	1.5	4	50	4
2*4*6*50	2	6	50	4
2.5*4*8*50	2.5	8	50	4
3*4*11*50	3	11	50	4
4*4*13*50	4	13	50	4
5*6*17*50	5	17	50	6
6*6*17*50	6	17	50	6
8*8*22*60	8	22	60	8
10*10*27*75	10	27	75	10
12*12*32*75	12	32	75	12
14*14*37*100	14	37	100	14
16*16*40*100	16	40	100	16
18*18*45*100	18	45	100	18
20*20*48*100	20	48	100	20
3*4*16*75	3	16	75	4
4*4*16*75	4	16	75	4
5*6*20*75	5	20	75	6
6*6*20*75	6	20	75	6
8*8*35*100	8	35	100	8
10*10*40*100	10	40	100	10
12*12*45*100	12	45	100	12
16*16*70*150	16	70	150	16

合金平底铣刀(2刃、4刃)

Carbide flat endmill(2Flute,4Flute)

1.超细微粒合金棒材,刃口锋利,切削轻快;
2.用于HRC50度以下钢材,不锈钢加工;
3.也可用于铜、镍合金、钛合金、铸铝等材料加工;
4.TiAlN纳米涂层。

1.Ultrafine particle alloy bar, sharp cutting edge and easy and quick cutting;
2.Suitable for machining of steel and stainless steel below HRC50 degrees
3.Also suitable for machining of copper, nickel alloy,titanium alloy and cast aluminum and so on;
4.TiAlN nano-coating.

技术参数(Technical parameters):

MODEL	直径D1 Flute Diameter	刃长L1 Flute Length	全长L Full length	柄径D2 Shank diameter
1*4*3*50	1	3	50	4
1.5*4*4*50	1.5	4	50	4
2*4*6*50	2	6	50	4
2.5*4*8*50	2.5	8	50	4
3*4*8*50	3	8	50	4
3*6*8*50	3	8	50	6
4*4*10*50	4	10	50	4
4*6*10*50	4	10	50	6
5*6*13*50	5	13	50	6
6*6*15*50	6	15	50	6
8*8*25*60	8	25	60	8
10*10*30*75	10	30	75	10
12*12*30*75	12	30	75	12
14*14*40*100	14	40	100	14
16*16*40*100	16	40	100	16
18*18*45*100	18	45	100	18
20*20*45*100	20	45	100	20
3*4*12*75	3	12	75	4
4*4*16*75	4	16	75	4
4*6*16*75	4	16	75	6
5*6*20*75	5	20	75	6
6*6*24*75	6	24	75	6
8*8*32*100	8	32	100	8
10*10*40*100	10	40	100	10
12*12*48*100	12	48	100	12
16*16*64*150	16	64	150	16
20*20*80*150	20	80	150	20
4*6*16*100	4	16	100	6
6*6*24*100	6	24	100	6
8*8*32*150	8	32	150	8
10*10*40*150	10	40	150	10
12*12*48*150	12	48	150	12
16*16*64*200	16	64	200	16
20*20*80*200	20	80	200	20

合金平底铣刀（2刃、4刃）

Carbide flat endmill(2Flute,4Flute)

1.超细微粒合金棒材，耐磨性强；
2.用于用于HRC60度以下钢材加工；
3.也可用于不锈钢、铸铁等材料加工。
4.复合纳米涂层。

1. Ultrafine particle alloy bar and high wear resistance;
2. Suitable for machining of steel below HRC60 degrees;
3. Also suitable for machining of stainless steel and cast iron and so on.
4. Composite nano-coating.

技术参数(Technical parameters):

MODEL	直径D1 Flute Diameter	刃长L1 Flute Length	全长L Full length	柄径D2 Shank diameter
1*4*3*50	1	3	50	4
1.5*4*4*50	1.5	4	50	4
2*4*6*50	2	6	50	4
2.5*4*8*50	2.5	8	50	4
3*4*8*50	3	8	50	4
3*6*8*50	3	8	50	6
4*4*10*50	4	10	50	4
4*6*10*50	4	10	50	6
5*6*13*50	5	13	50	6
6*6*15*50	6	15	50	6
8*8*25*60	8	25	60	8
10*10*30*75	10	30	75	10
12*12*30*75	12	30	75	12
14*14*40*100	14	40	100	14
16*16*40*100	16	40	100	16
20*20*45*100	20	45	100	20
3*4*12*75	3	12	75	4
4*4*16*75	4	16	75	4
4*6*16*75	4	16	75	6
5*6*20*75	5	20	75	6
6*6*24*75	6	24	75	6
8*8*32*100	8	32	100	8
10*10*40*100	10	40	100	10
12*12*48*100	12	48	100	12
16*16*64*150	16	64	150	16
20*20*80*150	20	80	150	20
4*6*16*100	4	16	100	6
6*6*24*100	6	24	100	6
8*8*32*150	8	32	150	8
10*10*40*150	10	40	150	10

合金平底铣刀（2刃、4刃）

Carbide flat endmill(2Flute,4Flute)

45° 螺旋

45° helix

1.超细微粒合金棒材，耐磨性强；
2.用于用于HRC60度以下钢材加工；
3.也可用于不锈钢、铸铁等材料加工。
4.复合纳米涂层。

1. Ultrafine particle alloy bar and high wear resistance;
2. Suitable for machining of steel below HRC60 degrees;
3. Also suitable for machining of stainless steel and cast iron and so on.
4. Composite nano-coating.

技术参数(Technical parameters)：

MODEL	直径D1 Flute Diameter	刃长L1 Flute Length	全长L Full length	柄径D2 Shank diameter
1*4*3*50	1	3	50	4
1.5*4*4*50	1.5	4	50	4
2*4*6*50	2	6	50	4
2.5*4*8*50	2.5	8	50	4
3*4*8*50	3	8	50	4
3*6*8*50	3	8	50	6
4*4*10*50	4	10	50	4
4*6*10*50	4	10	50	6
5*6*13*50	5	13	50	6
6*6*15*50	6	15	50	6
8*8*25*60	8	25	60	8
10*10*30*75	10	30	75	10
12*12*30*75	12	30	75	12
14*14*40*100	14	40	100	14
16*16*40*100	16	40	100	16
20*20*45*100	20	45	100	20
3*4*12*75	3	12	75	4
4*4*16*75	4	16	75	4
4*6*16*75	4	16	75	6
5*6*20*75	5	20	75	6
6*6*24*75	6	24	75	6
8*8*32*100	8	32	100	8
10*10*40*100	10	40	100	10
12*12*48*100	12	48	100	12
16*16*64*150	16	64	150	16
20*20*80*150	20	80	150	20
4*6*16*100	4	16	100	6
6*6*24*100	6	24	100	6
8*8*32*150	8	32	150	8
10*10*40*150	10	40	150	10

合金球头铣刀

Carbide ballnose endmill

1.超细微粒合金棒材，耐磨性强；
2.用于用于HRC50度以下钢材加工；
3.也可用于不锈钢、铸铁等材料加工。
4.TiAlN纳米涂层。

1. Ultrafine particle alloy bar and high wear resistance;
2. Suitable for machining of steel below HRC50 degrees;
3. Also suitable for machining of stainless steel and cast iron and so on.
4. TiAlN nano-coating.

技术参数(Technical parameters)：

MODEL	直径D1 Flute Diameter	R角R R angle	刃长L1 Flute Length	全长L Full length	柄径D2 Shank diameter
R0.5*4*2*50	1	R0.5	2	50	4
R0.75*4*4*50	1.5	R0.75	4	50	4
R1*4*4*50	2	R1	4	50	4
R1.25*4*6*50	2.5	R1.25	6	50	4
R1.5*4*6*50	3	R1.5	6	50	4
R2*4*8*50	4	R2	8	50	4
R2.5*6*12*50	5	R2.5	12	50	6
R3*6*12*50	6	R3	12	50	6
R4*8*16*60	8	R4	16	60	8
R5*10*20*75	10	R5	20	75	10
R6*12*25*75	12	R6	25	75	12
R8*16*30*100	16	R8	30	100	16
R10*20*35*100	20	R10	35	100	20
R1.5*4*6*75	3	R1.5	6	75	4
R2*4*8*75	4	R2	8	75	4
R2*6*8*75	4	R2	8	75	6
R2.5*6*12*75	5	R2.5	12	75	6
R3*6*12*75	6	R3	12	75	6
R4*8*16*100	8	R4	16	100	8
R5*10*20*100	10	R5	20	100	10
R6*12*25*100	12	R6	25	100	12
R8*16*30*150	16	R8	30	150	16
R10*20*35*150	20	R10	35	150	20
R2*6*8*100	4	R2	8	100	6
R3*6*12*100	6	R3	12	100	6
R4*8*16*150	8	R4	16	150	8
R5*10*20*150	10	R5	20	150	10
R6*12*25*150	12	R6	25	150	12

合金球头铣刀

Carbide ballnose endmill

1.超细微粒合金棒材，耐磨性强；
2.用于用于HRC60度以下钢材加工；
3.也可用于不锈钢、铸铁等材料加工。
4.复合纳米涂层。
1. Ultrafine particle alloy bar and high wear resistance;
2. Suitable for machining of steel below HRC60 degrees;
3. Also suitable for machining of stainless steel and cast iron and so on.
4. Composite nano-coating.

技术参数(Technical parameters)：

MODEL	直径D1 Flute Diameter	R角R R angle	刃长L1 Flute Length	全长L Full length	柄径D2 Shank diameter
R0.5*4*1*50	1	R0.5	1	50	4
R0.75*4*1.5*50	1.5	R0.75	1.5	50	4
R1*4*2*50	2	R1	2	50	4
R1.25*4*2.5*50	2.5	R1.25	2.5	50	4
R1.5*4*3*50	3	R1.5	3	50	4
R1.5*6*3*50	3	R1.5	3	50	6
R2*4*4*50	4	R2	4	50	4
R2*6*4*50	4	R2	4	50	6
R2.5*6*5*50	5	R2.5	5	50	6
R3*8*8*60	6	R3	6	50	6
R4*8*8*60	8	R4	8	60	8
R5*10*10*75	10	R5	10	75	10
R6*12*12*75	12	R6	12	75	12
R8*16*16*100	16	R8	16	100	16
R10*20*20*100	20	R10	20	100	20
R1.5*6*4.5*75	3	R1.5	4.5	75	6
R2*6*6*75	4	R2	6	75	6
R2.5*6*7.5*75	5	R2.5	7.5	75	6
R3*6*9*75	6	R3	9	75	6
R4*8*12*100	8	R4	12	100	8
R5*10*15*100	10	R5	15	100	10
R6*12*18*100	12	R6	18	100	12
R8*16*24*150	16	R8	24	150	16
R10*20*30*150	20	R10	30	150	20
R2*6*6*100	4	R2	6	100	6
R3*6*9*100	6	R3	9	100	6
R4*8*16*150	8	R4	16	150	8
R5*10*20*150	10	R5	20	150	10

合金圆角铣刀

Carbide corner-radius endmill

1.超细微粒合金棒材，耐磨性强；
2.用于用于HRC50度以下钢材加工；
3.也可用于不锈钢、铸铁等材料加工。
4.TiAlN纳米涂层。
1. Ultrafine particle alloy bar and high wear resistance;
2. Suitable for machining of steel below HRC50 degrees;
3. Also suitable for machining of stainless steel and cast iron and so on.
4. TiAlN nano-coating.

技术参数(Technical parameters)：

MODEL	直径D1 Flute Diameter	R角R R angle	刃长L1 Flute Length	全长L Full length	柄径D2 Shank diameter
1R0.2*4*2*50	1	R0.2	2	50	4
2R0.2*4*4*50	2	R0.2	4	50	4
3R0.2*4*6*50	3	R0.2	6	50	4
3R0.5*4*6*50	3	R0.5	6	50	4
4R0.2*4*8*50	4	R0.2	8	50	4
4R0.5*4*8*50	4	R0.5	8	50	4
4R1*4*8*50	4	R1	8	50	4
6R0.5*6*12*50	6	R0.5	12	50	6
6R1*6*12*50	6	R1	12	50	6
8R0.5*8*16*60	8	R0.5	16	60	8
8R1*8*16*60	8	R1	16	60	8
10R0.5*10*20*75	10	R0.5	20	75	10
10R1*10*20*75	10	R1	20	75	10
12R0.5*12*24*75	12	R0.5	24	75	12
12R1*12*24*75	12	R1	24	75	12
12R2*12*24*75	12	R2	24	75	12
4R0.2*6*8*75	4	R0.2	8	75	6
4R0.5*6*8*75	4	R0.5	8	75	6
6R0.5*6*12*100	6	R0.5	12	100	6
6R1*6*12*100	6	R1	12	100	6
8R0.5*8*16*100	8	R0.5	16	100	8
8R1*8*16*100	8	R1	16	100	8
10R0.5*10*20*100	10	R0.5	20	100	10
10R1*10*20*100	10	R1	20	100	10
12R0.5*12*24*100	12	R0.5	24	100	12
12R1*12*24*100	12	R1	24	100	12
12R2*12*24*100	12	R2	24	100	12

合金圆角铣刀

Carbide corner-radius endmill

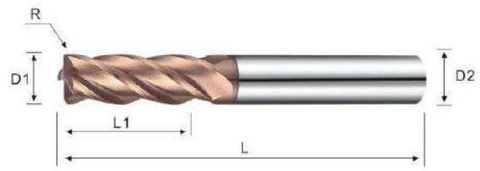

1.超细微粒合金棒材，耐磨性强；
2.用于用于HRC60度以下钢材加工；
3.也可用于不锈钢、铸铁等材料加工。
4.复合纳米涂层。

1. Ultrafine particle alloy bar and high wear resistance;
2. Suitable for machining of steel below HRC60 degrees;
3. Also suitable for machining of stainless steel and cast iron and so on.
4. Composite nano-coating.

技术参数(Technical parameters)：

MODEL	直径D1 Flute Diameter	R角R R angle	刃长L1 Flute Length	全长L Full length	柄径D2 Shank diameter
3R0.2*4*3*50	3	R0.2	3	50	4
3R0.5*4*3*50	3	R0.5	3	50	4
4R0.2*4*4*50	4	R0.2	4	50	4
4R0.5*4*4*50	4	R0.5	4	50	4
4R1*4*4*50	4	R1	4	50	4
6R0.5*6*6*50	6	R0.5	6	50	6
6R1*6*6*50	6	R1	6	50	6
8R0.5*8*8*60	8	R0.5	8	60	8
8R1*8*8*60	8	R1	8	60	8
10R0.5*10*10*75	10	R0.5	10	75	10
10R1*10*10*75	10	R1	10	75	10
12R0.5*12*12*75	12	R0.5	12	75	12
12R1*12*12*75	12	R1	12	75	12
12R2*12*12*75	12	R2	12	75	12
4R0.2*6*4*75	4	R0.2	4	75	6
4R0.5*6*4*75	4	R0.5	4	75	6
6R0.5*6*6*100	6	R0.5	6	100	6
6R1*6*6*100	6	R1	6	100	6
8R0.5*8*8*100	8	R0.5	8	100	8
8R1*8*8*100	8	R1	8	100	8
10R0.5*10*10*100	10	R0.5	10	100	10
10R1*10*10*100	10	R1	10	100	10
12R0.5*12*12*100	12	R0.5	12	100	12
12R1*12*12*100	12	R1	12	100	12
12R2*12*12*100	12	R2	12	100	12

型号编制说明

Description of model preparation

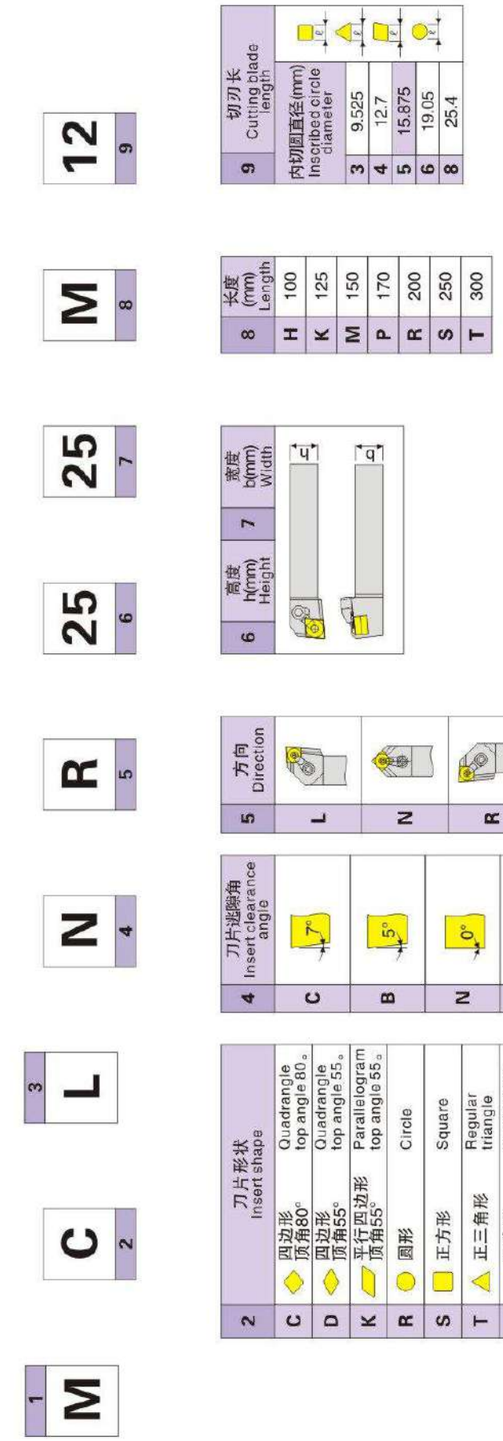

外圆刀系列
External Turning Holder Series

目录 Contents

外圆刀(压板式) External Turning Holder(M-type)

刀具组合图 Cutter assembly drawing

M-type

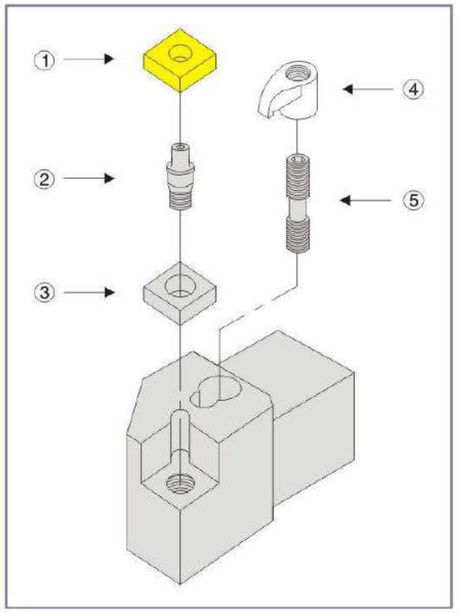

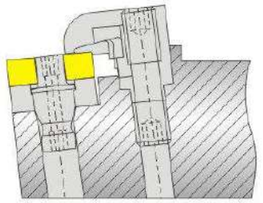

① 刀片 Insert
② 刀垫螺丝 Shim Screw
③ 刀垫 Shim
④ 压板 Clamp
⑤ 压板螺丝 Clamping Screw

外圆刀(压板式) External Turning Holder(M-type)

MCLNR/L

主偏角95°
Cutting edge angle

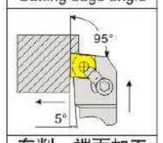

车削、端面加工
Turning and end face machining

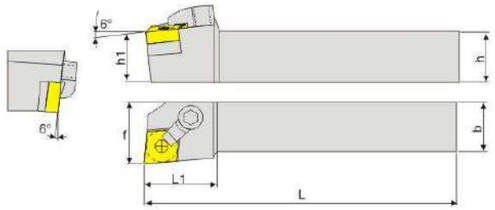

型号 Model	刀片 Insert	适用条件 Applicable conditions						配件 Accessories				
		h	b	L	L1	h1	f	刀垫 Shim	销钉 Pin	压板 Clamp	双头螺丝 Clamping Screw	扳手 Wrench
MCLNR/L1616H12	CN□□1204□□	16	16	100	16.0	16	20	SC1204	CTM617	HL1814	ML0625	L2.5 L3.0
MCLNR/L2020K12		20	20	125	25.0	20	32					
MCLNR/L2525M12		25	25	150	32.0	25	32					
MCLNR/L3232P12		32	32	170	40.0	32	32					
MCLNR/L4040R12	CN□□1606□□	40	40	200	50	40	40	SC1604	CTM822	HL2217	ML0830	L4.0 L5.0
MCLNR/L2525M16		25	25	150	32.0	25	33					
MCLNR/L3232P16		32	32	170	40.0	32	33					
MCLNR/L4040R16		40	40	200	50	40	40					
MCLNR/L3232P19	CN□□1906□□	32	32	170	40.0	32	32	SC1904	CT1022	HL2217	ML0830	L4.0 L5.0
MCLNR/L4040R19		40	40	200	50	40	40					

外圆刀(压板式) External Turning Holder(M-type)

MCKNR/L

主偏角75°
Cutting edge angle

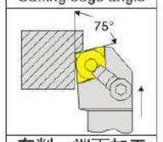

车削、端面加工
Turning and end face machining

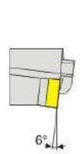

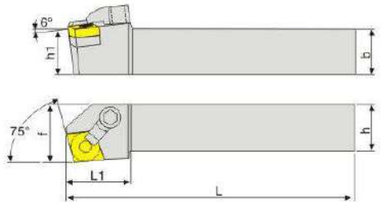

型号 Model	刀片 Insert	适用条件 Applicable conditions						配件 Accessories				
		h	b	L	L1	h1	f	刀垫 Shim	销钉 Pin	压板 Clamp	双头螺丝 Clamping Screw	扳手 Wrench
MCKNR/L2020K12	CN□□1204□□	20	20	125	32.0	20	25	SC1204	CTM617	HL1814	ML0625	L2.5 L3.0
MCKNR/L2525M12		25	25	150	32.0	25	32					
MCKNR/L3232P12		32	32	170	32.0	32	40					
MCKNR/L2525M16	CN□□1606□□	25	25	150	32.0	25	33	SC1604	CTM822	HL2217	ML0830	L4.0 L5.0
MCKNR/L3232P16		32	32	170	40.0	32	33					
MCKNR/L4040R16		40	40	200	50	40	40					
MCKNR/L3232P19	CN□□1906□□	32	32	170	40.0	32	40	SC1904	CTM1022	HL2217	ML0830	L4.0 L5.0
MCKNR/L4040R19		40	40	200	50	40	40					

外圆刀(压板式) External Turning Holder(M-type)

MCGNR/L

主偏角91°
Cutting edge angle

车削、端面加工
Turning and end face machining

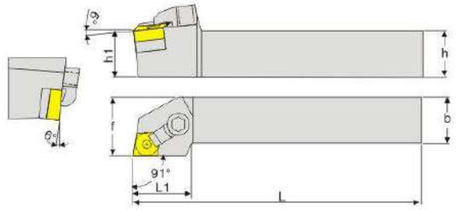

型号 Model	刀片 Insert	适用条件 Applicable conditions						配件 Accessories				
		h	b	L	L1	h1	f	刀垫 Shim	销钉 Pin	压板 Clamp	双头螺丝 Clamping Screw	扳手 Wrench
MCGNR/L1616H12	CN□□1204□□	16	16	100	16	16	20	SC1204	CTM617	HL1814	ML0625	L2.5 L3.0
MCGNR/L2020K12		20	20	125	32	20	25					
MCGNR/L2525M12		25	25	150	32	25	32					
MCGNR/L3232P12		32	32	170	32	32	40					
MCGNR/L4040R12		40	40	200	50	40	40					
MCGNR/L2525M16	CN□□1606□□	25	25	150	32	25	32	SC1604	CTM822	HL2217	ML0830	L4.0 L5.0
MCGNR/L3232P16		32	32	170	32	32	40					
MCGNR/L4040R16		40	40	200	50	40	40					
MCGNR/L3232P19	CN□□1906□□	32	32	170	32	32	40	SC1904	CTM1022	HL2217	ML0830	L4.0 L5.0
MCGNR/L4040R19		40	40	200	50	40	40					

外圆刀(压板式) External Turning Holder(M-type)

MCMNN

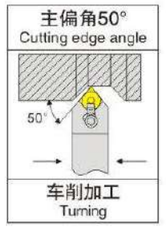

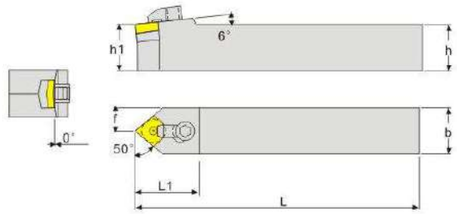

型号 Model	刀片 Insert	适用条件 Applicable conditions						配件 Accessories				
		h	b	L	L1	h1	f	刀垫 Shim	销钉 Pin	压板 Clamp	双头螺丝 Clamping Screw	扳手 Wrench
MCMNN1616K12	CN□□1204□□	16	16	100	16	16	7.5	SC1204	CTM617	HL1814	ML0625	L2.5 L3.0
MCMNN2020K12		20	20	125	32	20	10					
MCMNN2525M12		25	25	150	32	25	12.5					
MCMNN3232P12		32	32	170	32	32	16					
MCMNN4040R12		40	40	200	35	40	20					
MCMNN3232P16	CN□□1606□□	32	32	170	35	32	16	SC1604	CTM822	HL2217	ML0830	L4.0 L5.0
MCMNN4040R16		40	40	200	35	40	20					
MCMNN4040R19	CN□□1904□□	40	40	200	35	40	20	SC1904	CTM1022	HL2217	ML0830	L4.0 L5.0

外圆刀(压板式) External Turning Holder(M-type)

MCMNN-100

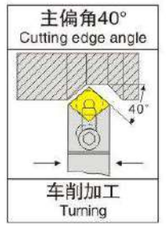

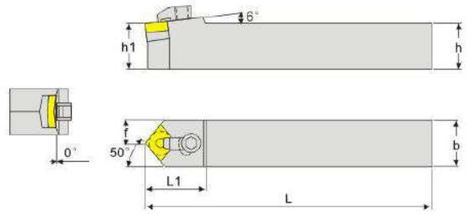

型号 Model	刀片 Insert	适用条件 Applicable conditions						配件 Accessories				
		h	b	L	L1	h1	f	刀垫 Shim	销钉 Pin	压板 Clamp	双头螺丝 Clamping Screw	扳手 Wrench
MCMNN2020K12-100	CN□□1204□□	20	20	125	32	20	10	SC1204	CTM617	HL1814	ML0625	L2.5 L3.0
MCMNN2525M12-100		25	25	150	32	25	12.5					
MCMNN3232P12-100		32	32	170	32	32	16					
MCMNN3232P16-100	CN□□1606□□	32	32	170	32	32	16	SC1604	CTM0822	HL2217	ML0830	L4.0 L5.0

外圆刀(压板式) External Turning Holder(M-type)

MCBNR/L

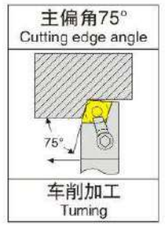

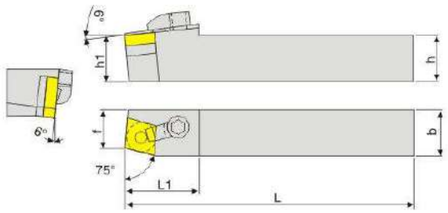

型号 Model	刀片 Insert	适用条件 Applicable conditions						配件 Accessories				
		h	b	L	L1	h1	f	刀垫 Shim	销钉 Pin	压板 Clamp	双头螺丝 Clamping Screw	扳手 Wrench
MCBNR/L2020K12	CN□□1204□□	20	20	125	32	20	17	SC1204	CTM617	HL1814	ML0625	L2.5 L3.0
MCBNR/L2525M12		25	25	150	32	25	22					
MCBNR/L3232P12		32	32	170	32	32	27					
MCBNR/L2525M16	CN□□1606□□	25	25	150	32.0	25	33	SC1604	CTM822	HL2217	ML0830	L4.0 L5.0
MCBNR/L3232P16		32	32	170	40.0	32	33					

外圆刀(压板式) External Turning Holder(M-type)

MCSNR/L

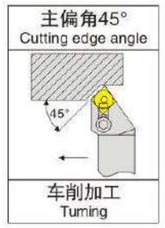

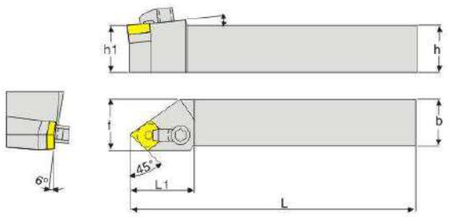

型号 Model	刀片 Insert	适用条件 Applicable conditions						配件 Accessories				
		h	b	L	L1	h1	f	刀垫 Shim	销钉 Pin	压板 Clamp	双头螺丝 Clamping Screw	扳手 Wrench
MCSNR/L2020K12	CN□□1204□□	20	20	125	32	20	25	SC1204	CTM617	HL1814	ML0625	L2.5 L3.0
MCSNR/L2525M12		25	25	150	32	25	32					
MCSNR/L3232P12		32	32	170	32	32	40					
MCSNR/L3232P16	CN□□1606□□	32	32	170	32	32	40	SC1604	CTM822	HL2217	ML0830	L4.0 L5.0
MCSNR/L4040R16	CN□□1906□□	40	40	200	35	40	50	SC1904	CTM1022	HL2217	ML0830	L4.0 L5.0

外圆刀(压板式) External Turning Holder(M-type)

MCFNR/L

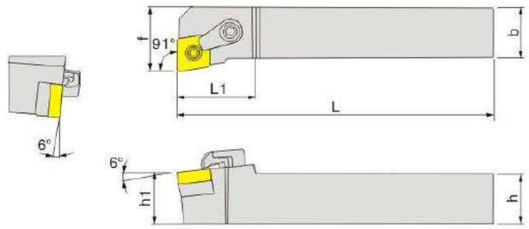

型号 Model	刀片 Insert	适用条件 Applicable conditions						配件 Accessories				
		h	b	L	L1	h1	f	刀垫 Shim	销钉 Pin	压板 Clamp	双头螺丝 Clamping Screw	扳手 Wrench
MCFNR/L2020K12	CN□□1204□□	20	20	125	32	20	25	SC1204	CTM617	HL1814	ML0625	L2.5 L3.0
MCFNR/L2525M12		25	25	150	32	25	32					
MCFNR/L3232P12		32	32	170	32	32	40					
MCFNR/L3232P19	CN□□1906□□	32	32	170	36	32	40	MC1904	CTM1022	HL2217	ML0830	L4.0
MCFNR/L4040R19		40	40	200	35	40	20					

外圆刀(压板式) External Turning Holder(M-type)

MWLNR/L

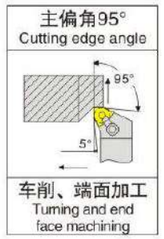

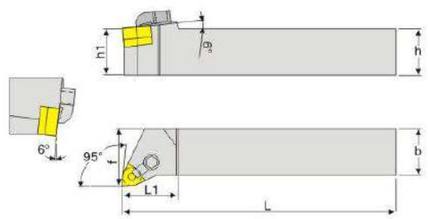

型号 Model	刀片 Insert	适用条件 Applicable conditions						配件 Accessories				
		h	b	L	L1	h1	f	刀垫 Shim	销钉 Pin	压板 Clamp	固定螺丝 Fixing screw	扳手 Wrench
MWLNR/L2020K06	WN□□0604□□	20	20	125	25.0	20	32	SW0603	CTM513	HL1814	ML0625	L2.0 L3.0
MWLNR/L2525M06		25	25	150	32.0	25	32					
MWLNR/L3232P06		32	32	170	40.0	32	32					
MWLNR/L2020K08	WN□□0804□□	20	20	125	25.0	20	32	SW0804	CTM617	HL1814	ML0625	L2.5 L3.0
MWLNR/L2525M08		25	25	150	32.0	25	32					
MWLNR/L3232P08		32	32	170	40.0	32	32					
MWLNR/L4040R08		40	40	200	35	40	20					

外圆刀(压板式) External Turning Holder(M-type)

MSSNR/L

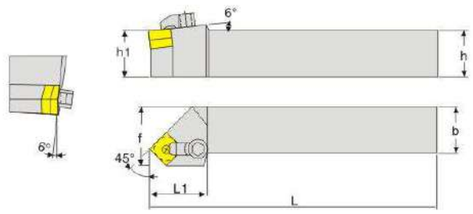

型号 Model	刀片 Insert	适用条件 Applicable conditions						配件 Accessories				
		h	b	L	L1	h1	f	刀垫 Shim	销钉 Pin	压板 Clamp	双头螺丝 Clamping Screw	扳手 Wrench
MSSNR/L1616H12	SN□□1204□□	16	16	100	16	16	17	MS1204	CTM617	HL1814	ML0625	L2.5 L3.0
MSSNR/L2020K12		20	20	125	32	20	17					
MSSNR/L2525M12		25	25	150	32	25	22					
MSSNR/L3232P12		32	32	170	32	32	27					
MSSNR/L3232P15	SN□□1506□□	32	32	170	32	32	40	MS1504	CTM0822	HL2114	ML0825	L3.0 L4.0

外圆刀(压板式) External Turning Holder(M-type)

MSDNN

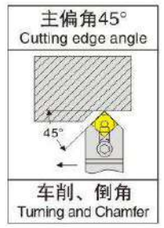

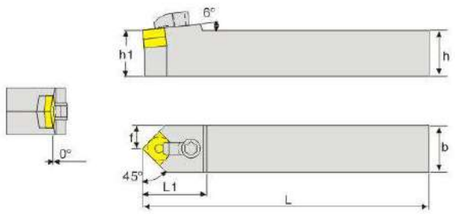

型号 Model	刀片 Insert	适用条件 Applicable conditions						配件 Accessories				
		h	b	L	L1	h1	f	刀垫 Shim	销钉 Pin	压板 Clamp	双头螺丝 Clamping Screw	扳手 Wrench
MSDNN1616H12	SN□□1204□□	16	16	100	34	16	8	MS1204	CTM617	HL1814	ML0625	L2.5 L3.0
MSDNN2020K12		20	20	125	34	20	10					
MSDNN2525M12		25	25	150	34	25	12.5					
MSDNN3232P12		32	32	170	34	32	16					
MSDNN3232P15	SN□□1506□□	32	32	170	34	32	16	MS1504	CTM0822	HL2114	ML0825	L3.0 L4.0
MSDNN3232P19	SN□□1906□□	32	32	170	34	32	16	MS1904	CTM1022	HL2114	ML0825	L4.0 L5.0

外圆刀(压板式) External Turning Holder(M-type)

MSKNR/L

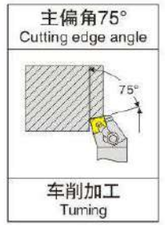

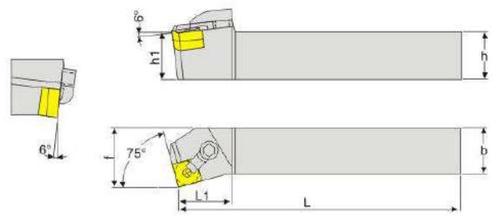

型号 Model	刀片 Insert	适用条件 Applicable conditions						配件 Accessories				
		h	b	L	L1	h1	f	刀垫 Shim	销钉 Pin	压板 Clamp	双头螺丝 Clamping Screw	扳手 Wrench
MSKNR/L2020K12	SN□□1204□□	20	20	125	29	20	25	MS1204	CTM617	HL1814	ML0625	L2.5 L3.0
MSKNR/L2525M12		25	25	150	29	25	32					
MSKNR/L3232P12		32	32	170	29	32	40					
MSKNR/L3232P15	SN□□1506□□	32	32	170	29	32	40	MS1504	CTM0822	HL2114	ML0825	L3.0 L4.0

外圆刀(压板式) External Turning Holder(M-type)

MSBNR/L

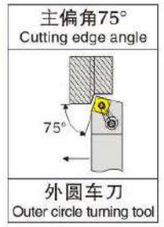

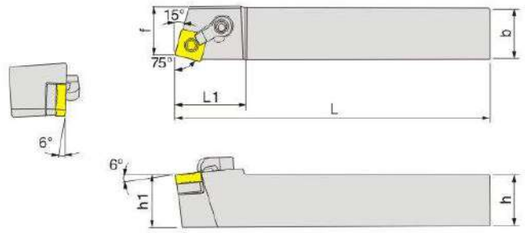

型号 Model	刀片 Insert	适用条件 Applicable conditions						配件 Accessories				
		h	b	L	L1	h1	f	刀垫 Shim	销钉 Pin	压板 Clamp	双头螺丝 Clamping Screw	扳手 Wrench
MSBNR/L2020K12	SN□□1204□□	20	20	125	32.5	20	17	MS1204	CTM617	HL1814	ML0625	L2.5 L3.0
MSBNR/L2525M12		25	25	150	32.5	25	22					
MSBNR/L3232P12		32	32	170	32.5	32	27					
MSBNR/L3232P15	SN□□1506□□	32	32	170	32.5	32	27	MS1504	CTM0822	HL2114	ML0825	L3.0 L4.0

外圆刀(压板式) External Turning Holder(M-type)

MTJNR/L

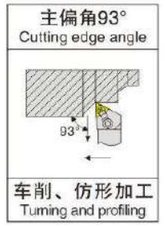

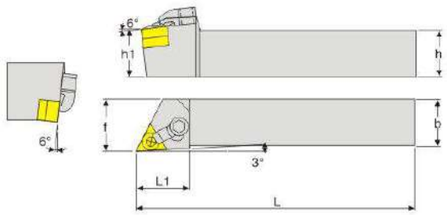

型号 Model	刀片 Insert	适用条件 Applicable conditions						配件 Accessories				
		h	b	L	L1	h1	f	刀垫 Shim	销钉 Pin	压板 Clamp	双头螺丝 Clamping Screw	扳手 Wrench
MTJNR/L1616H16	TN□□1604□□	16	16	100	30	16	20	ST1603	CTM513	HL1814	ML0625	L2.0 L3.0
MTJNR/L2020K16		20	20	125	32	20	25					
MTJNR/L2525M16		25	25	150	32	25	32					
MTJNR/L3232P16		32	32	170	36	32	40					
MTJNR/L4040R16		40	40	200	36	32	50					
MTJNR/L2525M22	TN□□2204□□	25	25	150	38	25	32	ST2204	CTM822	HL1917	ML0830	L2.5 L4.0
MTJNR/L3232P22		32	32	170	38	32	40					
MTJNR/L4040R22		40	40	200	36	32	50					

外圆刀(压板式) External Turning Holder(M-type)

MTBNR/L



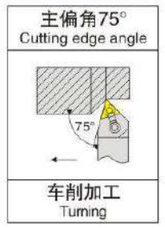

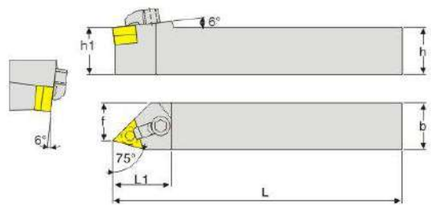

型号 Model	刀片 Insert	适用条件 Applicable conditions						配件 Accessories				
		h	b	L	L1	h1	f	刀垫 Shim	销钉 Pin	压板 Clamp	双头螺丝 Clamping Screw	扳手 Wrench
MTBNR/L2020H16	TN□□1604□□	20	20	125	35	20	15.5	ST1603	CTM513	HL1814	ML0625	L2.0 L3.0
MTBNR/L2525K16		25	25	150	35	25	20.5					

外圆刀(压板式) External Turning Holder(M-type)

MTQNR/L



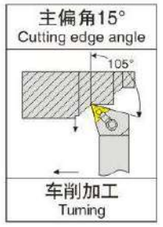

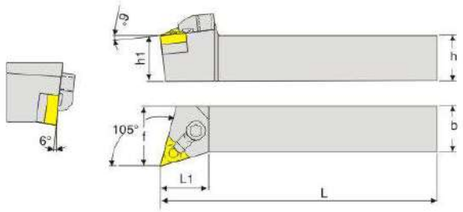

型号 Model	刀片 Insert	适用条件 Applicable conditions						配件 Accessories				
		h	b	L	L1	h1	f	刀垫 Shim	销钉 Pin	压板 Clamp	固定螺丝 Fixing screw	扳手 Wrench
MTQNR/L2020K16	TN□□1604□□	20	20	125	26	20	25	ST1603	CTM513	HL1814	ML0625	L2.0 L3.0
MTQNR/L2525M16		25	25	150	26	25	32					
MTQNR/L3232P16		32	32	170	26	32	40					

外圆刀(压板式) External Turning Holder(M-type)

MTENN

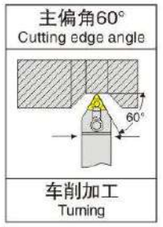

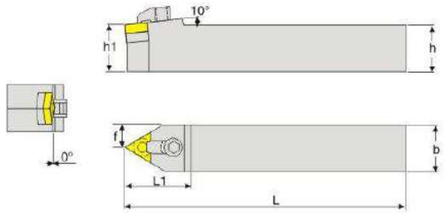

型号 Model	刀片 Insert	适用条件 Applicable conditions						配件 Accessories				
		h	b	L	L1	h1	f	刀垫 Shim	销钉 Pin	压板 Clamp	双头螺丝 Clamping Screw	扳手 Wrench
MTENN2020K16	TN□□1604□□	20	20	125	35	20	10	ST1603	CTM513	HL1814	ML0625	L2.0 L3.0
MTENN2525M16		25	25	150	35	25	12.5					
MTENN3232P16		32	32	170	35	32	16					
MTENN4040S16		40	40	250	35	40	20					
MTENN2525M22	TN□□2204□□	25	25	150	38	25	12.5	ST2204	CTM822	HL1917	ML0830	L2.5 L4.0
MTENN3232P22		32	32	170	38	32	16					

外圆刀(压板式) External Turning Holder(M-type)

MTFNR/L

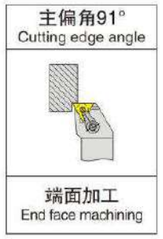

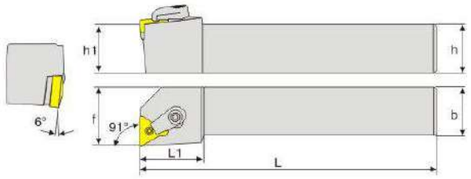

型号 Model	刀片 Insert	适用条件 Applicable conditions						配件 Accessories				
		h	b	L	L1	h1	f	刀垫 Shim	销钉 Pin	压板 Clamp	双头螺丝 Clamping Screw	扳手 Wrench
MTFNR/L1616H16	TN□□1604□□	16	16	100	28	16	20	ST1603	CTM513	HL1814	ML0625	L2.0 L3.0
MTFNR/L2020K16		20	20	125	28	20	25					
MTFNR/L2525M16		25	25	150	28	25	32					
MTFNR/L3232P16		32	32	170	28	32	40					
MTFNR/L2525M22	TN□□2204□□	25	25	150	32	25	32	ST2204	CTM822	HL1917	ML0830	L2.5 L4.0
MTFNR/L3232P22		32	32	170	32	32	32					

外圆刀(压板式) External Turning Holder(M-type)

MTGNR/L



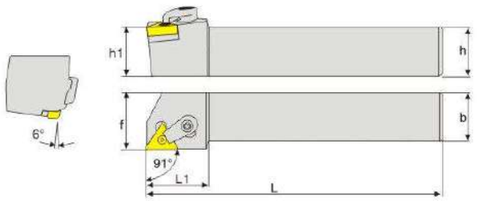

型号 Model	刀片 Insert	适用条件 Applicable conditions						配件 Accessories				
		h	b	L	L1	h1	f	刀垫 Shim	销钉 Pin	压板 Clamp	双头螺丝 Clamping Screw	扳手 Wrench
MTGNR/L1616H16	TN□□1604□□	16	16	100	28	16	20	ST1603	CTM513	HL1814	ML0625	L2.0 L3.0
MTGNR/L2020K16		20	20	125	28	20	25					
MTGNR/L2525M16		25	25	150	28	25	32					
MTGNR/L3232P22	TN□□2204□□	32	32	170	32	32	40	ST2204	CTM822	HL1917	ML0830	L2.5 L4.0

外圆刀(压板式) External Turning Holder(M-type)

MVVNN

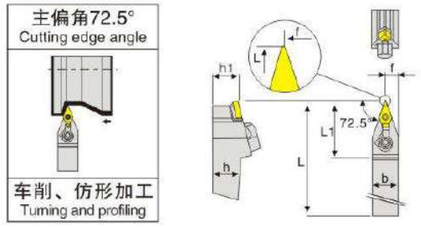

型号 Model	刀片 Insert	适用条件 Applicable conditions						配件 Accessories				
		h	b	L	L1	h1	f	刀垫 Shim	销钉 Pin	压板 Clamp	双头螺丝 Clamping Screw	扳手 Wrench
MVVNN2020K16	VN□□1604□□	20	20	125	42	20	10	SV1603	CTM513	HL2414	ML0630	L2.0 L3.0
MVVNN2525M16		25	25	150	42	25	12.5					
MVVNN3232P16		32	32	170	42	32	16					

外圆刀(压板式) External Turning Holder(M-type)

MVJNR/L



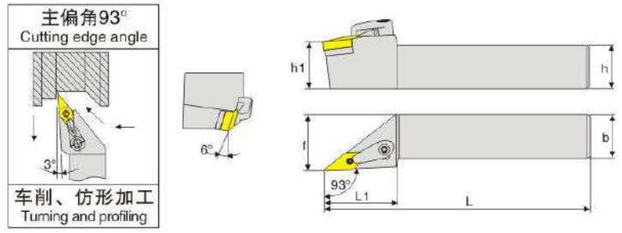

型号 Model	刀片 Insert	适用条件 Applicable conditions						配件 Accessories				
		h	b	L	L1	h1	f	刀垫 Shim	销钉 Pin	压板 Clamp	双头螺丝 Clamping Screw	扳手 Wrench
MVJNR/L2020K16	VN□□1604□□	20	20	125	42	20	20	SV1603	CTM513	HL2414	ML0625	L2.0 L3.0
MVJNR/L2525M16		25	25	150	42	25	25					
MVJNR/L3232P16		32	32	170	42	32	32					

外圆刀(压板式) External Turning Holder(M-type)

MVQNR/L

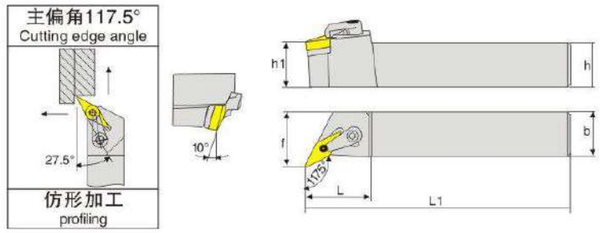

型号 Model	刀片 Insert	适用条件 Applicable conditions						配件 Accessories				
		h	b	L	L1	h1	f	刀垫 Shim	销钉 Pin	压板 Clamp	双头螺丝 Clamping Screw	扳手 Wrench
MVQNR/L2020K16	VN□□1604□□	20	20	125	40	20	25	SV1603	CTM513	HL2414	ML0625	L2.0 L3.0
MVQNR/L2525M16		25	25	150	40	25	32					
MVQNR/L3232P16		32	32	170	40	32	40					

外圆刀(压板式) External Turning Holder(M-type)

MVUNR/L

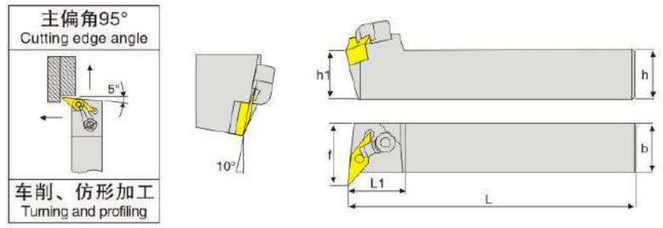

型号 Model	刀片 Insert	适用条件 Applicable conditions						配件 Accessories				
		h	b	L	L1	h1	f	刀垫 Shim	销钉 Pin	压板 Clamp	双头螺丝 Clamping Screw	扳手 Wrench
MVUNR/L2020K16	VN□□1604□□	20	20	125	21	20	25	SV1603	CTM513	HL2414	ML0625	L2.0 L3.0
MVUNR/L2525M16		25	25	150	21	25	32					
MVUNR/L3232P16		32	32	170	21	32	40					

外圆刀(压板式) External Turning Holder(M-type)

MDPNN

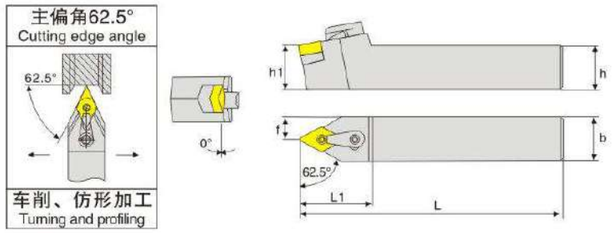

型号 Model	刀片 Insert	适用条件 Applicable conditions						配件 Accessories				
		h	b	L	L1	h1	f	刀垫 Shim	销钉 Pin	压板 Clamp	双头螺丝 Clamping Screw	扳手 Wrench
MDPNN1616H11	DN□□1104□□	16	16	100	36	16	8	SD1103	CTM513	HL1814	ML0625	L2.0 L3.0
MDPNN2020K11		20	20	125	36	20	10					
MDPNN2525M11		25	25	150	36	25	12.5					
MDPNN2020K15	DN□□1504□□	20	20	125	42	20	10	SD1506	CTM619	HL2114	ML0625	L2.5 L3.0
MDPNN2525M15		25	25	150	42	25	12.5					
MDPNN3232P15		32	32	170	42	32	16					
MDPNN4040R15		40	40	200	42	32	20					

外圆刀(压板式) External Turning Holder(M-type)

MDJNR/L

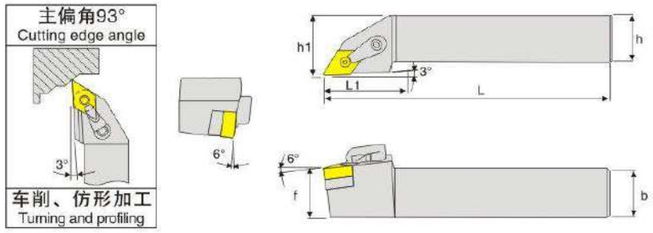

型号 Model	刀片 Insert	适用条件 Applicable conditions						配件 Accessories				
		h	b	L	L1	h1	f	刀垫 Shim	销钉 Pin	压板 Clamp	双头螺丝 Clamping Screw	扳手 Wrench
MDJNR/L1616H11	DN□□1104□□	16	16	100	30	16	20	SD1103	CTM513	HL1814	ML0625	L2.0 L3.0
MDJNR/L2020K11		20	20	125	30	20	25					
MDJNR/L2525M11		25	25	150	30	25	32					
MDJNR/L2020K15	DN□□1504□□	20	20	125	38	20	25	SD1506	CTM619	HL2114	ML0625	L2.5 L3.0
MDJNR/L2525M15		25	25	150	38	25	32					
MDJNR/L3232P15		32	32	170	38	32	40					
MDJNR/L4040R15		40	40	200	38	40	50					

外圆刀(压板式) External Turning Holder(M-type)

MDQNR/L

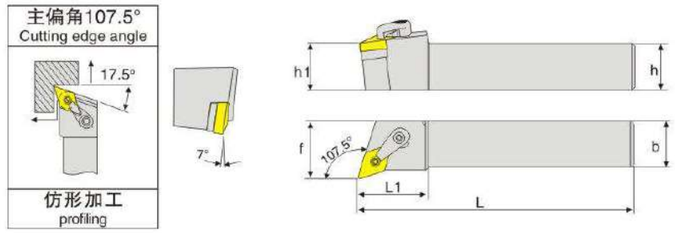

型号 Model	刀片 Insert	适用条件 Applicable conditions						配件 Accessories				
		h	b	L	L1	h1	f	刀垫 Shim	销钉 Pin	压板 Clamp	双头螺丝 Clamping Screw	扳手 Wrench
MDQNR/L1616H11	DN□□1104□□	16	16	100	30	16	20	SD1103	CTM513	HL1814	ML0625	L2.0 L3.0
MDQNR/L2020K15	DN□□1504□□ DN□□1506□□	20	20	125	36	20	25	SD1506	CTM619	HL2114	ML0625	L2.5 L3.0
MDQNR/L2525M15		25	25	150	36	25	32					
MDQNR/L3232P15		32	32	170	36	32	40					
MDQNR/L4040R15		40	40	200	36	40	50					

刀具组合图 Cutter assembly drawing

W-type



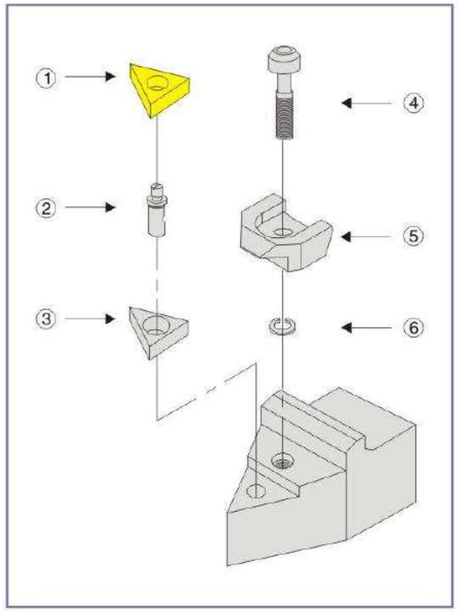

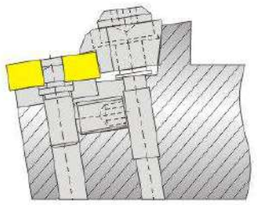

① 刀片 Insert
② 中心销 Center pin
③ 垫片 Shim
④ 压板螺丝 Clamp Screw
⑤ 压板 Clamp
⑥ 弹簧 Spring

外圆刀(压板式) External Turning Holder(W-type)

WTJNR/L

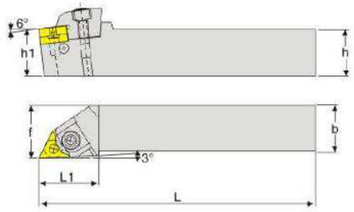

型号 Model	刀片 Insert	适用条件 Applicable conditions						配件 Accessories				
		h	b	L	L1	h1	f	刀垫 Shim	销钉 Pin	压板 Clamp	大头螺丝 Thumb screw	扳手 Wrench
WTJNR/L1616K16	TN□□1604□□	16	16	125	16	16	30	ST1603	CTM515	WT-Y	M5×25	L2.5 L4.0
WTJNR/L2020K16		20	20	125	25	20	33					
WTJNR/L2525M16		25	25	150	32	25	33					
WTJNR/L3232P16		32	32	170	40	32	33					
WTJNR/L2525M22	TN□□2204□□	25	25	150	32	25	35	ST2204	CTM818	WT-Y	ML0830	L3.0 L4.0
WTJNR/L3232P22		32	32	170	40	32	35					

外圆刀(压板式) External Turning Holder(W-type)

WTENN

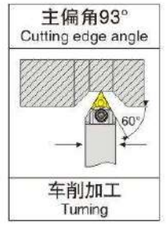

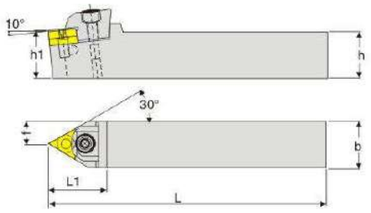

型号 Model	刀片 Insert	适用条件 Applicable conditions						配件 Accessories				
		h	b	L	L1	h1	f	刀垫 Shim	销钉 Pin	压板 Clamp	大头螺丝 Thumb screw	扳手 Wrench
WTENN2020K16	TN□□1604□□	20	20	125	32	20	25	ST1603	CTM515	WT-Y	M5×25	L2.5 L4.0
WTENN2525M16		25	25	150	32	25	32					
WTENN3232P16		32	32	170	32	32	40					

外圆刀(压板式) External Turning Holder(W-type)

WTBNR/L

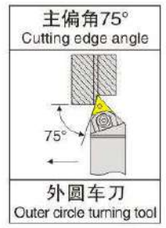

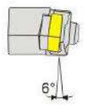

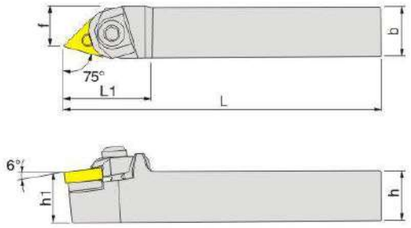

型号 Model	刀片 Insert	适用条件 Applicable conditions						配件 Accessories				
		h	b	L	L1	h1	f	刀垫 Shim	销钉 Pin	压板 Clamp	大头螺丝 Thumb screw	扳手 Wrench
WTBNR/L2020K16	TN□□1604□□	20	20	125	32	20	15.5	ST1603	CTM515	WT-Y	M5×25	L2.5 L4.0
WTBNR/L2525M16		25	25	150	32	25	20.5					
WTBNR/L3232P16		32	32	170	32	32	27.5					

外圆刀(压板式) External Turning Holder(W-type)

WTQNR/L

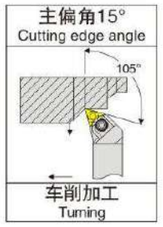

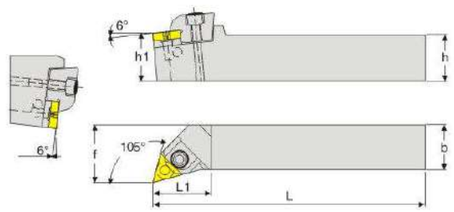

型号 Model	刀片 Insert	适用条件 Applicable conditions						配件 Accessories				
		h	b	L	L1	h1	f	刀垫 Shim	销钉 Pin	压板 Clamp	大头螺丝 Thumb screw	扳手 Wrench
WTQNR/L2020K16	TN□□1604□□	20	20	125	32	20	25	ST1603	CTM515	WT-Y	M5×25	L2.5 L4.0
WTQNR/L2525M16		25	25	150	32	25	32					
WTQNR/L3232P16		32	32	170	32	32	40					

外圆刀(压板式) External Turning Holder(W-type)

WWLNR/L

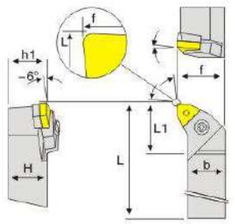

型号 Model	刀片 Insert	适用条件 Applicable conditions						配件 Accessories					
		h	b	L	L1	h1	f	刀垫 Shim	销钉 Pin	楔块压紧 Wedge pressing	大头螺丝 Thumb screw	止动环 Stop ring	扳手 Wrench
WWLNR/L2020K08	WN□□0804□□	20	20	125	32	20	25	SW0804	CTM618	WW-Y	M6×25	CR05	L3.0 L4.0
WWLNR/L2525M08		25	25	150	33	25	32						
WWLNR/L3232P08		32	32	170	33	32	40						

外圆刀(螺钉式) External Turning Holder(S-type)

目录 Contents

刀具组合图 Cutter assembly drawing

S-type, JS-type

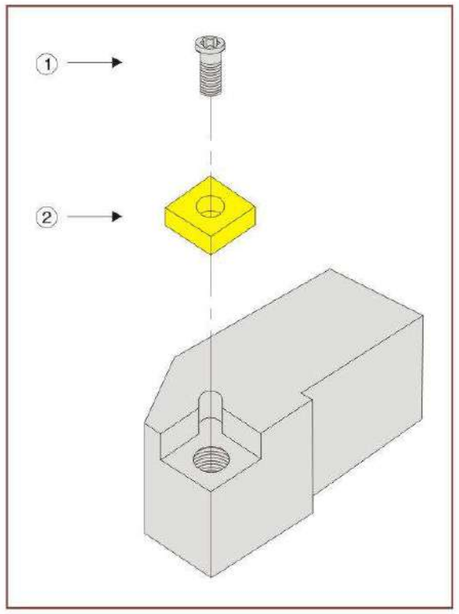

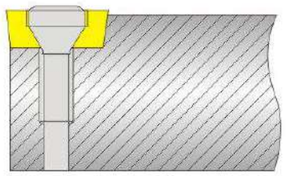

① 螺丝 Screw
② 刀片 Insert

外圆刀(螺钉式) External Turning Holder(S-type)

SCLCR/L

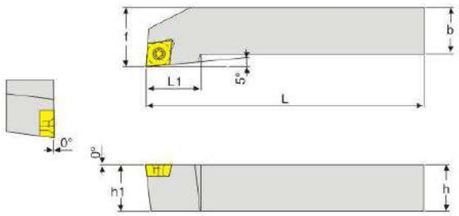

型号 Model	刀片 Insert	适用条件 Applicable conditions						配件 Accessories	
		h	b	L	L1	h1	f	螺丝 Screw	扳手 Wrench
SCLCR/L0808D06	CC□□0602□□	08	08	80	10	08	10	M2.5×6	T8
SCLCR/L1010E06		10	10	100	12	10	10		
SCLCR/L1212F09	CC□□09T3□□	12	12	100	16	12	16	M4×8	T15
SCLCR/L1616H09		16	16	100	20	16	16		
SCLCR/L2020K09		20	20	125	25	20	20		
SCLCR/L2525M09		25	25	150	32	25	25		
SCLCR/L2020K12	CC□□1204□□	20	20	125	25	20	25	M5×12	T20
SCLCR/L2525M12		25	25	150	32	25	32		

外圆刀(螺钉式) External Turning Holder(S-type)

SCKCR/L

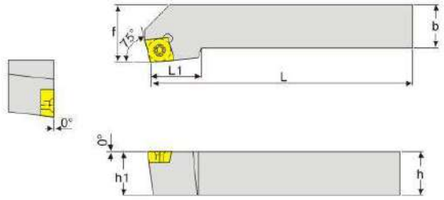

型号 Model	刀片 Insert	适用条件 Applicable conditions						配件 Accessories	
		h	b	L	L1	h1	f	螺丝 Screw	扳手 Wrench
SCKCR/L2020K09	CC□□09T3□□	20	20	125	23	20	25	M4×10	T15
SCKCR/L2525M09		25	25	150	23	25	32		
SCKCR/L2020K12	CC□□1204□□	20	20	125	28	20	25	M5×12	T20
SCKCR/L2525M12		25	25	150	28	25	32		

外圆刀(螺钉式) External Turning Holder(S-type)

SCFCR/L

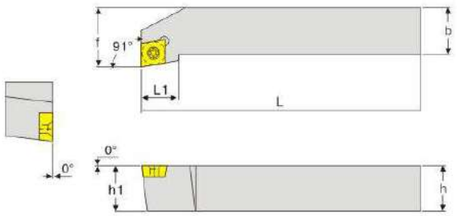

型号 Model	刀片 Insert	适用条件 Applicable conditions						配件 Accessories	
		h	b	L	L1	h1	f	螺丝 Screw	扳手 Wrench
SCFCR/L1212H09	CC□□0602□□	12	12	100	16	12	16	M4×8	T15
SCFCR/L1616H09	CC□□09T3□□	16	16	100	20	16	20		
SCFCR/L2020K12		20	20	125	20	20	25	M5×12	T20
SCFCR/L2525M12	CC□□1204□□	25	25	150	25	25	32		
SCFCR/L3232P12		32	32	170	25	32	40		

外圆刀(螺钉式) External Turning Holder(S-type)

SCMCN

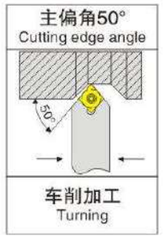

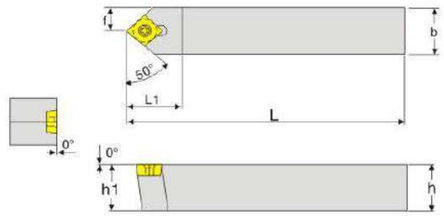

型号 Model	刀片 Insert	适用条件 Applicable conditions						配件 Accessories	
		h	b	L	L1	h1	f	螺丝 Screw	扳手 Wrench
SCMCN1010H06	CC□□0602□□	10	10	100	13	10	5	M2.5×6	T8
SCMCN1212H09	CC□□09T3□□	12	12	100	18	12	6	M4×10	T15
SCMCN1616H09		16	16	100	18	16	8		
SCMCN2020K09		20	20	125	18	20	10		
SCMCN2525M09		25	25	150	18	25	12.5		
SCMCN1616H12	CC□□1204□□	16	16	100	18	16	8	M5×12	T20
SCMCN2020K12		20	20	125	23	20	10		
SCMCN2525M12		25	25	150	23	25	12.5		

外圆刀(螺钉式) External Turning Holder(S-type)

SCMCN-100

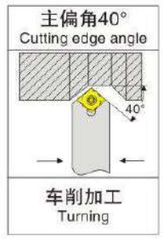

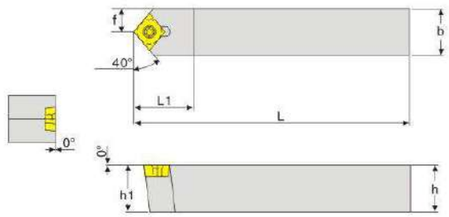

型号 Model	刀片 Insert	适用条件 Applicable conditions						配件 Accessories	
		h	b	L	L1	h1	f	螺丝 Screw	扳手 Wrench
SCMCN1010H06-100	CC□□0602□□	10	10	100	13	10	5	M2.5×6	T8
SCMCN1212H09-100	CC□□09T3□□	12	12	100	18	12	6	M4×8 M4×10	T15
SCMCN1616H09-100		16	16	100	18	16	8		
SCMCN2020K09-100		20	20	125	18	20	10		
SCMCN2525M09-100		25	25	150	18	25	12.5		
SCMCN2020K12-100	CC□□1204□□	20	20	125	23	20	10	M5×12	T20
SCMCN2525M12-100		25	25	150	23	25	12.5		

外圆刀(螺钉式) External Turning Holder(S-type)

SCBCR/L

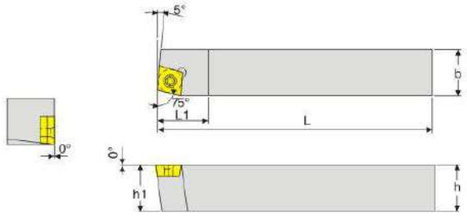

型号 Model	刀片 Insert	适用条件 Applicable conditions						配件 Accessories	
		h	b	L	L1	h1	f	螺丝 Screw	扳手 Wrench
SCBCR/L2020K09	CC□□09T3□□	20	20	125	12	20	17	M4×10	T15
SCBCR/L2525M09		25	25	150	12	25	22		
SCBCR/L2020K12	CC□□1204□□	20	20	125	16	20	17	M5×12	T20
SCBCR/L2525M12		25	25	150	16	25	22		

外圆刀(螺钉式) External Turning Holder(S-type)

SCACR/L

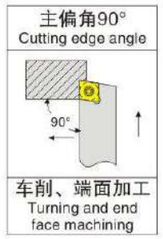

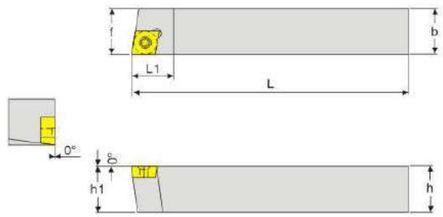

型号 Model	刀片 Insert	适用条件 Applicable conditions						配件 Accessories	
		h	b	L	L1	h1	f	螺丝 Screw	扳手 Wrench
SCACR/L0808H06	CC□□0602□□	8	8	125	10	8	8	M2.5×6	T8
SCACR/L1010H06		10	10	125	10	10	10		
SCACR/L1212K06		12	12	125	13	12	12		
SCACR/L1212K09	CC□□09T3□□	12	12	125	13	12	12	M4×8	T15

外圆刀(螺钉式) External Turning Holder(S-type)

SDJCR/L

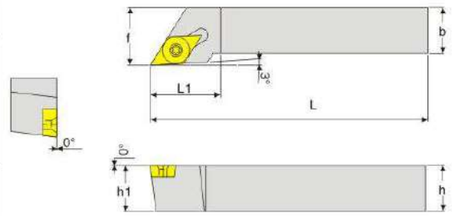

型号 Model	刀片 Insert	适用条件 Applicable conditions						配件 Accessories	
		h	b	L	L1	h1	f	螺丝 Screw	扳手 Wrench
SDJCR/L1010E07	DC□□T0702□□	10	10	70	12	10	15	M2.5×6	T8
SDJCR/L1212F07		12	12	80	16	12	15		
SDJCR/L1616H07		16	16	100	20	16	18		
SDJCR/L1212F11	DC□□T11T3□□	12	12	80	16	12	15	M4×8	T15
SDJCR/L1616H11		16	16	100	20	16	24		
SDJCR/L2020K11		20	20	125	20	20	24	M4×10	
SDJCR/L2525M11		25	25	150	23	25	29		
SDJCR/L3232P11		32	32	170	23	32	40		
SDJCR/L4040R11		40	40	200	25	40	50		

外圆刀(螺钉式) External Turning Holder(S-type)

SDACR/L

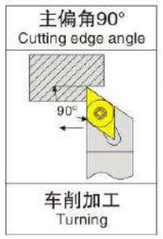

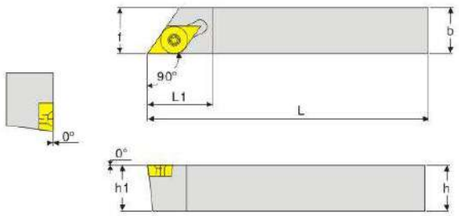

型号 Model	刀片 Insert	适用条件 Applicable conditions						配件 Accessories	
		h	b	L	L1	h1	f	螺丝 Screw	扳手 Wrench
SDACR/L0808K07	DC□□0702□□	8	8	125	15	8	8	M2.5×6	T8
SDACR/L1010K07		10	10	125	15	10	10		
SDACR/L1212K07		12	12	125	15	12	12		
SDACR/L1212K11	DC□□11T3□□	12	12	125	22	12	12	M4×8	T15
SDACR/L1616K11		16	16	125	22	16	16		
SDACR/L2020K11		20	20	125	22	20	20		
SDACR/L2525M11		25	25	150	22	25	25	M4×10	

外圆刀(螺钉式) External Turning Holder(S-type)

SDFCR/L

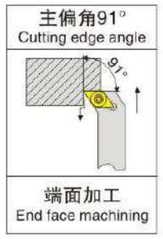

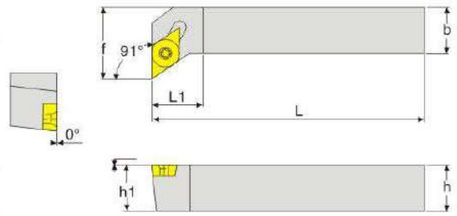

型号 Model	刀片 Insert	适用条件 Applicable conditions						配件 Accessories	
		h	b	L	L1	h1	f	螺丝 Screw	扳手 Wrench
SDFCR/L1212H07	DC□□0702□□	12	12	100	8	12	16	M2.5×6	T8
SDFCR/L1616K11	DC□□11T3□□	16	16	125	14	16	20	M4×8	T15

外圆刀(螺钉式) External Turning Holder(S-type)

SDQCR/L

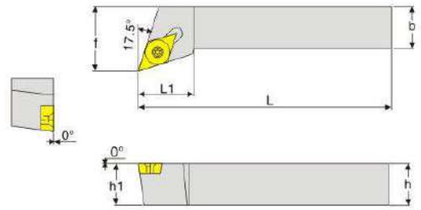

型号 Model	刀片 Insert	适用条件 Applicable conditions						配件 Accessories	
		h	b	L	L1	h1	f	螺丝 Screw	扳手 Wrench
SDQCR/L1010H07	DC□□0702□□	10	10	100	12.5	10	12	M2.5×6	T8
SDQCR/L1212H07		12	12	100	13	12	16		
SDQCR/L1212H11	DC□□11T3□□	12	12	100	14	12	16	M4×8	T15
SDQCR/L1616H11		16	16	100	14	16	20		
SDQCR/L2020K11		20	20	125	16	20	25	M4×10	
SDQCR/L2525M11		25	25	150	22	25	32		

外圆刀(螺钉式) External Turning Holder(S-type)

SDNCN

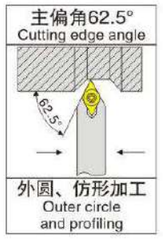

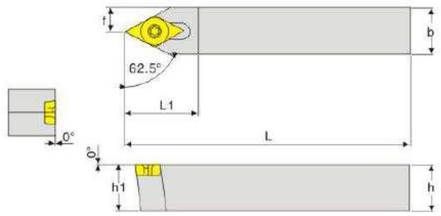

型号 Model	刀片 Insert	适用条件 Applicable conditions						配件 Accessories	
		h	b	L	L1	h1	f	螺丝 Screw	扳手 Wrench
SDNCN1010E07	DC□□T0702□□	10	10	70	14	10	5	M2.5×6	T8
SDNCN1212F07	DC□□T11T3□□	12	12	80	14	12	6	M4×8	T15
SDNCN1212H11		12	12	100	21	12	6		
SDNCN1616H11	DC□□T11T3□□	16	16	100	21	16	8	M4×10	T15
SDNCN2020K11		20	20	125	21	20	10		

外圆刀(螺钉式) External Turning Holder(S-type)

SSBCR/L

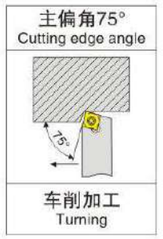

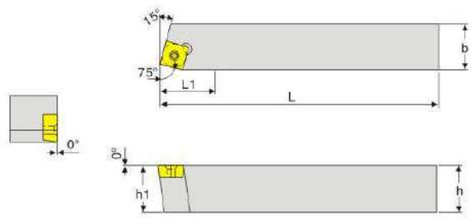

型号 Model	刀片 Insert	适用条件 Applicable conditions						配件 Accessories	
		h	b	L	L1	h1	f	螺丝 Screw	扳手 Wrench
SSBCR/L1212F09	SC□□09T3□□	12	12	100	14	12	9.5	M4×8	T15
SSBCR/L1616H09		16	16	100	14	16	13		
SSBCR/L2020K12	SC□□1204□□	20	20	125	30	20	17	M5×12	T20

外圆刀(螺钉式) External Turning Holder(S-type)

SSKCR/L

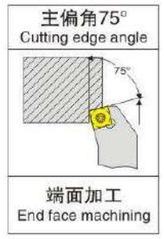

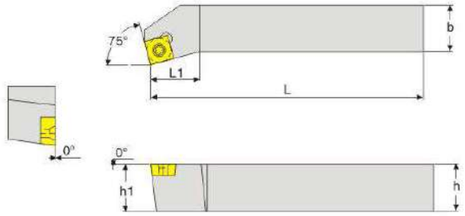

型号 Model	刀片 Insert	适用条件 Applicable conditions						配件 Accessories	
		h	b	L	L1	h1	f	螺丝 Screw	扳手 Wrench
SSKCR/L1616H09	SC□□09T3□□	16	16	100	20	16	13	M4×10	T15
SSKCR/L2020K09		20	20	125	25	20	16		

外圆刀(螺钉式) External Turning Holder(S-type)

SSSCR/L

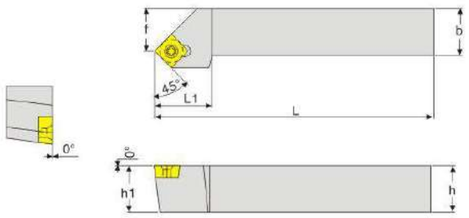

型号 Model	刀片 Insert	适用条件 Applicable conditions						配件 Accessories	
		h	b	L	L1	h1	f	螺丝 Screw	扳手 Wrench
SSSCR/L1616H09	SC□□T09T3□□	16	16	100	17	16	20	M4×10	T15
SSSCR/L2020K12	SC□□T1204□□	20	20	125	21	20	25	M5×12	T20
SSSCR/L2525M12		25	25	150	26	25	32		

外圆刀(螺钉式) External Turning Holder(S-type)

SSDCN

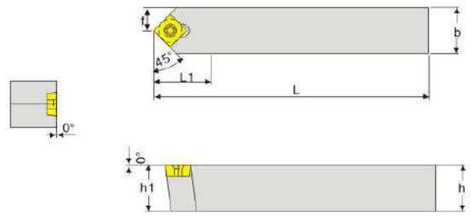

型号 Model	刀片 Insert	适用条件 Applicable conditions						配件 Accessories	
		h	b	L	L1	h1	f	螺丝 Screw	扳手 Wrench
SSDCN1212F09	SC□□09T3□□	12	12	100	16	12	6	M4×10	T15
SSDCN1616H09		16	16	100	16	16	8		
SSDCN2020K09		20	20	125	16	20	10		

外圆刀(螺钉式) External Turning Holder(S-type)

STGCR/L

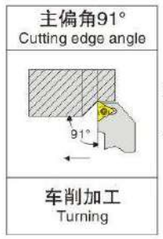

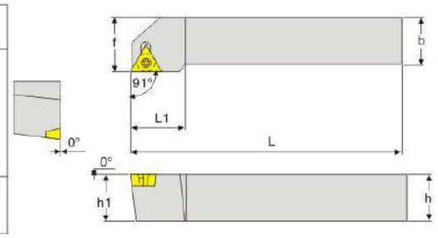

型号 Model	刀片 Insert	适用条件 Applicable conditions						配件 Accessories	
		h	b	L	L1	h1	f	螺丝 Screw	扳手 Wrench
STGCR/L0808D09	TC□□T0902□□	08	08	60	10	08	11	M2.2×6	T6
STGCR/L1010E09		10	10	70	12	10	11		
STGCR/L1212F11	TC□□T1102□□	12	12	80	16	12	16	M2.5×6	T8
STGCR/L1616H11		16	16	100	20	16	20		
STGCR/L2020H16	TC□□T16T3□□	20	20	125	22	20	25	M4×10	T15
STGCR/L2525K16		25	25	150	22	25	32		
STGCR/L3232M16		32	32	170	22	32	40		

外圆刀(螺钉式) External Turning Holder(S-type)

STFCR/L

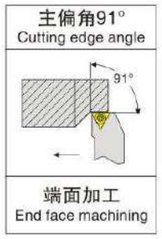

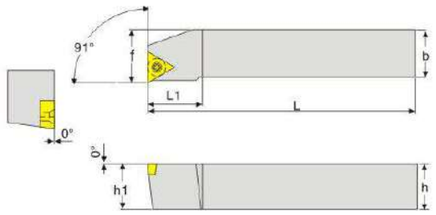

型号 Model	刀片 Insert	适用条件 Applicable conditions						配件 Accessories	
		h	b	L	L1	h1	f	螺丝 Screw	扳手 Wrench
STFCR/L1010E09	TC□□T0902□□	10	10	70	12	10	10	M2.2×6	T6
STFCR/L1212F11	TC□□T1102□□	12	12	80	16	12	16	M2.5×8	T8
STFCR/L1616H11		16	16	100	16	16	20		
STFCR/L1616H16	TC□□T16T3□□	16	16	100	16	16	20	M4×10	T15
STFCR/L2020K16		20	20	125	22	20	25		
STFCR/L2525M16		25	25	150	22	25	32		

外圆刀(螺钉式) External Turning Holder(S-type)

STTCR/L

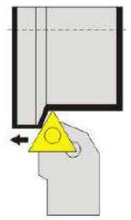

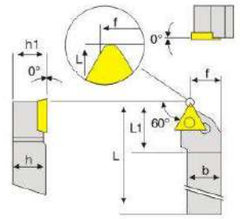

型号 Model	刀片 Insert	适用条件 Applicable conditions						配件 Accessories	
		h	b	L	L1	h1	f	螺丝 Screw	扳手 Wrench
STTCR/L1616H11	TC□□T1102□□	16	16	100	14	16	13	M2.5×6	T8
STTCR/L1616K16	TC□□T16T3□□	16	16	100	19	16	13	M4×10	T15
STTCR/L2020K16		20	20	125	19	20	17		

外圆刀(螺钉式) External Turning Holder(S-type)

STWCR/L

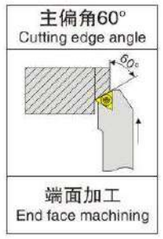

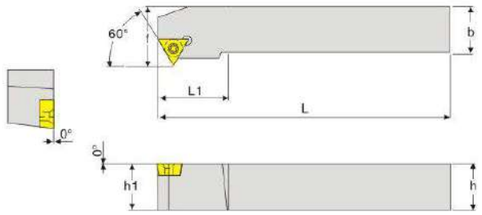

型号 Model	刀片 Insert	适用条件 Applicable conditions						配件 Accessories	
		h	b	L	L1	h1	f	螺丝 Screw	扳手 Wrench
STWCR/L1212H11	TC□□1102□□	12	12	100	8	12	15.3	M2.5×6	T8
STWCR/L1616H11		16	16	100	8	16	19.3		
STWCR/L2020K11		20	20	125	8	20	23.3		
STWCR/L2525M11		25	25	150	8	25	28.3		
STWCR/L1616H16	TC□□16T3□□	16	16	100	12	16	21	M4×8	T15
STWCR/L2020H16		20	20	125	12	20	26		
STWCR/L2525K16		25	25	150	12	25	31		
STWCR/L3232P16		32	32	170	12	32	38		

外圆刀(螺钉式) External Turning Holder(S-type)

SVJ*R/L

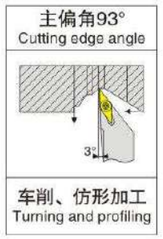

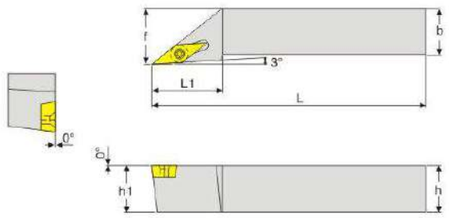

型号 Model 一：C刀片后角7° B刀片后角5° 一：C insert clearance angle 7° B insert clearance angle 5°	刀片 Insert	适用条件 Applicable conditions						配件 Accessories	
		h	b	L	L1	h1	f	螺丝 Screw	扳手 Wrench
SVJ-R/L1616H16	VC□□1604□□ VB□□1604□□	16	16	100	32	16	20	M4×10	T15
SVJ-R/L2020K16		20	20	125	32	20	25		
SVJ-R/L2525M16		25	25	150	32	25	32		
SVJ-R/L3232P16		32	32	170	40	32	40		

外圆刀(螺钉式) External Turning Holder(S-type)

SVV*N

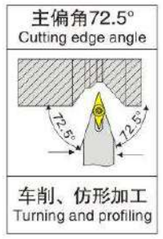

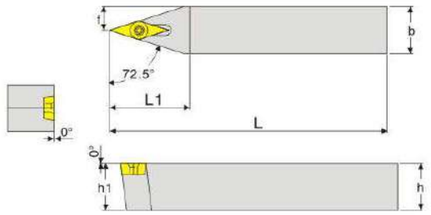

型号 Model 一：C刀片后角7° B刀片后角5° 一：C insert clearance angle 7° B insert clearance angle 5°	刀片 Insert	适用条件 Applicable conditions						配件 Accessories	
		h	b	L	L1	h1	f	螺丝 Screw	扳手 Wrench
SVV-N1616H11	VC□□1103□□ VB□□1103□□	16	16	100	24	16	8	M2.5×6	T8
SVV-N2020K11		20	20	125	24	20	10		
SVV-N2525M11		25	25	150	24	25	12.5		
SVV-N1616H16	VC□□1604□□ VB□□1604□□	16	16	100	34	16	8	M4×10	T15
SVV-N2020H16		20	20	125	34	20	10		
SVV-N2525K16		25	25	150	34	25	12.5		
SVV-N3232P16		32	32	170	34	32	16		

外圆刀(螺钉式) External Turning Holder(S-type)

SVQ*R/L

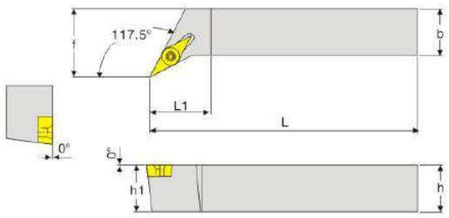

型号 Model 一：C刀片后角7° B刀片后角5° 一：C insert clearance angle 7° B insert clearance angle 5°	刀片 Insert	适用条件 Applicable conditions						配件 Accessories	
		h	b	L	L1	h1	f	螺丝 Screw	扳手 Wrench
SVQ-R/L1616H16	VC□□1604□□ VB□□1604□□	16	16	100	35	16	20	M4×10	T15
SVQ-R/L2020K16		20	20	125	35	20	25		
SVQ-R/L2525M16		25	25	150	35	25	32		
SVQ-R/L3232P16		32	32	170	35	32	40		

外圆刀(螺钉式) External Turning Holder(S-type)

SVU*R/L

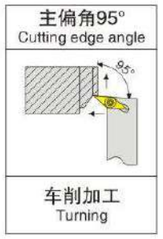

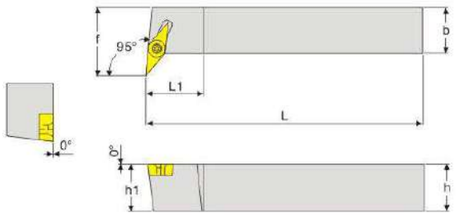

型号 Model	刀片 Insert	适用条件 Applicable conditions						配件 Accessories	
一：C刀片后角7° B刀片后角5° 一：C insert clearance angle 7° B insert clearance angle 5°		h	b	L	L1	h1	f	螺丝 Screw	扳手 Wrench
SVUBR/L1616H11	VC□□1103□□ VB□□1103□□	16	16	100	12	16	16	M2.5×6	T8
SVUCR/L2020K11		16	16	100	16	16	20		
SVUBR/L2525M16	VC□□1604□□ VB□□1604□□	25	25	150	16	25	32	M4×10	T15
SVUCR/L3232P16		32	32	170	16	32	40		

外圆刀(螺钉式) External Turning Holder(S-type)

SRACR/L

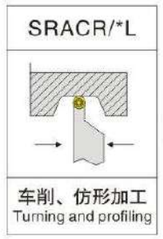

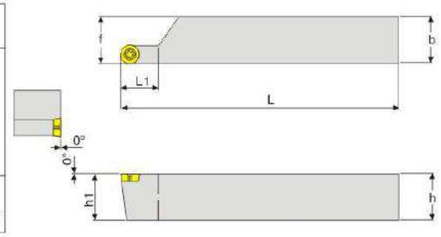

型号 Model	刀片 Insert	适用条件 Applicable conditions						配件 Accessories	
		h	b	L	L1	h1	f	螺丝 Screw	扳手 Wrench
SRACR/L1616H08	RC□□0803□□	16	16	100	16	16	16.5	M3×8	T10
SRACR/L2020K08		20	20	125	16	20	20.5		
SRACR/L2525M08		25	25	150	16	25	25.5		
SRACR/L2020K10	RCGT□□1003□□	20	20	125	20.3	20	20.4	M4×10	T15
SRACR/L2525M10		25	25	150	20.3	25	25.4		

外圆刀(螺钉式) External Turning Holder(S-type)

SRDCN

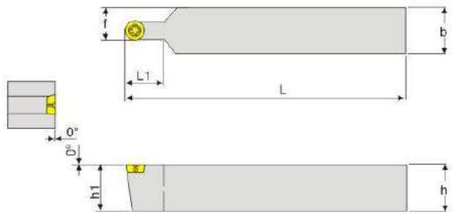

型号 Model	刀片 Insert	适用条件 Applicable conditions						配件 Accessories	
		h	b	L	L1	h1	f	螺丝 Screw	扳手 Wrench
SRDCN1616H08	RC□□0803□□	16	16	100	16	16	8	M3×8	T8
SRDCN2020K08		20	20	125	16	20	10		
SRDCN2525M08		25	25	150	16	25	12.5		
SRDCN1010H10	RC□□1003□□	10	10	100	20.3	10	5	M4×8	T15
SRDCN1616H10		16	16	100	20.3	16	8		
SRDCN2020K10		20	20	125	20.3	20	10		
SRDCN2525M10		25	25	150	20.3	25	12.5		
SRDCN3232P10		32	32	170	20.3	32	16		

外圆刀(螺钉式) External Turning Holder(S-type)

SRGCR/L



型号 Model	刀片 Insert	适用条件 Applicable conditions						配件 Accessories	
		h	b	L	L1	h1	f	螺丝 Screw	扳手 Wrench
SRGCR/L1212H05	RC□□0502□□	12	12	100	9.5	12	16	M2.2×4	T7
SRGCR/L1616H05		16	16	100	9.5	16	20		
SRGCR/L2020K05		20	20	125	11.2	20	25		
SRGCR/L2525M05		25	25	150	14.7	25	32		
SRGCR/L1212H06	RC□□0602□□	12	12	100	10	12	16	M2.5×6	T8
SRGCR/L1616H06		16	16	100	10	16	20		
SRGCR/L2020K06		20	20	125	12	20	25		
SRGCR/L2525M06		25	25	150	15	25	32		
SRGCR/L1616H08	RC□□0803□□	16	16	100	11	16	20	M3×8	T9
SRGCR/L2020K08		20	20	125	12.7	20	25		
SRGCR/L2525M08		25	25	150	16.2	25	32		

外圆刀(螺钉式) External Turning Holder(S-type)

TBPR/L

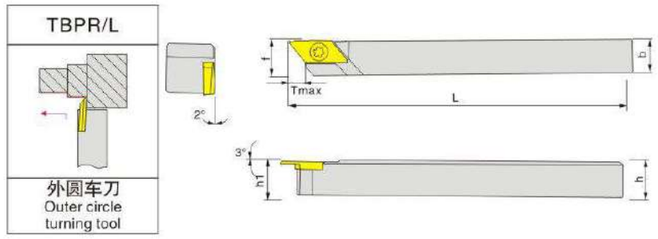

型号 Model	刀片 Insert	规格 Specification						螺丝 Screw	扳手 Wrench
		b	h	L	h1	f	Tmax		
TBPR/L08	TBP55FR/L□□	8	8	120	8	3.5	5.5	M4×10	T15
TBPR/L10		10	10	120	10	3.5	5.5		
TBPR/L12		12	12	120	12	3.5	5.5		
TBPR/L16		16	16	120	16	3.5	5.5		
TBPR/L20		20	20	120	20	3.5	5.5		

外圆刀(螺钉式) External Turning Holder(S-type)

KTKFR/L

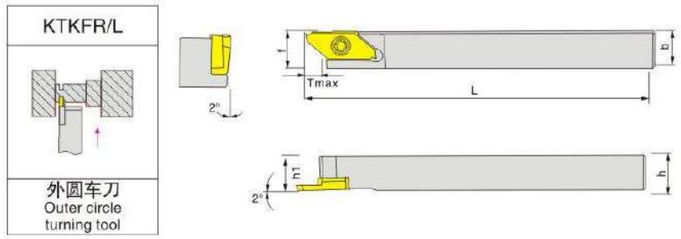

型号 Model	刀片 Insert	规格 Specification						螺丝 Screw	扳手 Wrench
		b	h	L	h1	f	Tmax		
KTKFR/L1212JX-16	TKFB16R38	12	12	120	12	12	8	M4×10	T15
KTKFR/L1616JX-16		16	16	120	16	16	8		
KTKFR/L2020JX-16		20	20	120	20	20	8		

外圆刀(螺钉式) External Turning Holder(S-type)

TBPAR

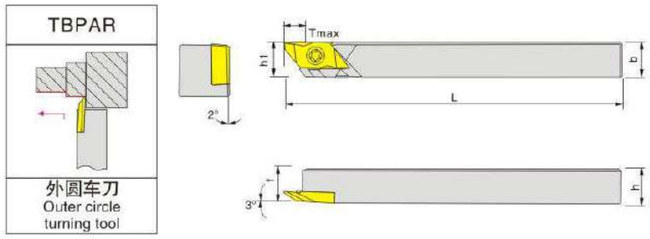

型号 Model	刀片 Insert	规格 Specification						螺丝 Screw	扳手 Wrench
		b	h	L	h1	f	Tmax		
TBPAR10	TBP60FR/L□□	10	10	120	10	10	7.5	M4×10	T15
TBPAR12		12	12	120	12	12	7.5		
TBPAR16		16	16	120	16	16	7.5		
TBPAR20		20	20	120	20	20	7.5		

型号编制说明 Description of model preparation

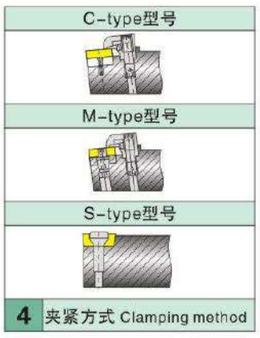

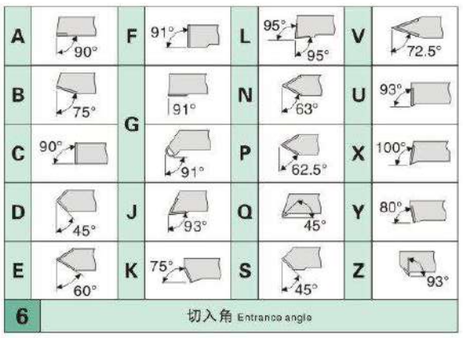

1	2	3	–	4	5	6	7	8	9
S	25	R	–	M	C	L	N	R	12

1	材质 Material
C	碳化钨 tungsten carbide
H	高速钢 high speed steel
S	合金钢 Alloy steel

2	
	柄的直径 Shank diameter

3	长度(mm) Length
H	100
K	125
M	150
N	160
Q	180
R	200
S	250
T	300
U	350
V	400
W	450
Y	500

5	刀片形状 Insert shape	
C	四边形 顶角80°	Quadrangle top angle 80。
D	四边形 顶角55°	Quadrangle top angle 55。
K	平行四边形 顶角55°	Parallelogram top angle 55。
R	圆形	Circle
S	正方形	Square
T	正三角形	Regular triangle
V	四边形 顶角35°	Quadrangle top angle 35。
W	特殊六角形	Special hexagon

7	刀片逃隙角 Insert clearance angle
C	7°
B	5°
N	0°
P	11°

8	方向 Direction
L	
R	

9	切刃长 Cutting blade length
	ℓ



内孔车刀系列
Boring Bars Series

目录 Contents

内孔车刀(压板式) Boring Bars(M-type)

内孔车刀(压板式) Boring Bars(M-type)

MCLNR/L

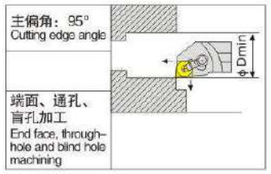

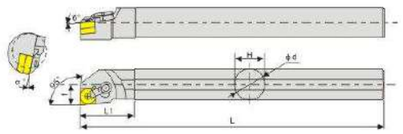

型号 Model	刀片 Insert	适用条件 Applicable conditions							配件 Accessories				
		ϕDmin	ϕd	L	L1	H	f	α°	刀垫 Shim	销钉 Pin	压板 Clamp	双头螺丝 Clamping Screw	扳手 Wrench
S20R-MCLNR/L12	CN□□1204□□	ϕ25	ϕ20	200	45	19	13	15°	SC1204	CTM613	HL1810	ML0620	L2.5 L3.0
S25S-MCLNR/L12		ϕ32	ϕ25	250	45	24	16.5	12°		CTM617	HL1814		
S32T-MCLNR/L12		ϕ40	ϕ32	300	50	30	22.5	17°					
S40U-MCLNR/L12		ϕ50	ϕ40	350	55	38	26	15°					
S40U-MCLNR/L16	CN□□1606□□	ϕ50	ϕ40	350	55	38	26	15°	SC1604	CTM819	HL1719	ML0825	L4.0 L5.0

内孔车刀(压板式) Boring Bars(M-type)

MCKNR/L

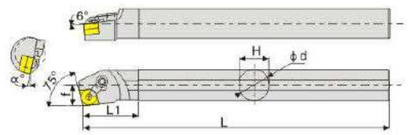

型号 Model	刀片 Insert	适用条件 Applicable conditions							配件 Accessories				
		ϕDmin	ϕd	L	L1	H	f	α°	刀垫 Shim	销钉 Pin	压板 Clamp	双头螺丝 Clamping Screw	扳手 Wrench
S20R-MCKNR/L12	CN□□1204□□	ϕ26	ϕ20	200	45	19	14	15°	SC1204	CTM613	HL1810	ML0620	L3.0 L2.5
S25S-MCKNR/L12		ϕ32	ϕ25	250	45	24	16	12°			HL1814		
S32T-MCKNR/L12		ϕ40	ϕ32	300	50	30	22	17°		CTM617			
S40U-MCKNR/L12		ϕ50	ϕ40	350	55	38	26	15°					

内孔车刀(压板式) Boring Bars(M-type)

MCWNR/L



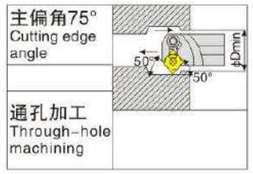

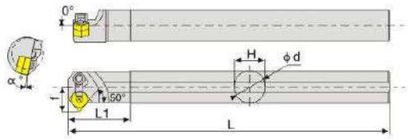

型号 Model	刀片 Insert	适用条件 Applicable conditions							配件 Accessories				
		ϕDmin	ϕd	L	L1	H	f	α°	刀垫 Shim	销钉 Pin	压板 Clamp	双头螺丝 Clamping Screw	扳手 Wrench
S20R-MCWNR/L12	CN□□1204□□	ϕ30	ϕ20	200	45	19	17	15°	SC1204	CTM613	HL1810	ML0620 ML0625	L3.0 L2.5
S25S-MCWNR/L12		ϕ35	ϕ25	250	45	24	19.5	12°					
S32T-MCWNR/L12		ϕ42	ϕ32	300	50	30	23	17°			HL1814		
S40U-MCWNR/L12		ϕ50	ϕ40	350	55	38	27	15°					

内孔车刀(压板式) Boring Bars(M-type)

MTJNR/L

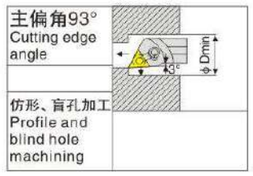

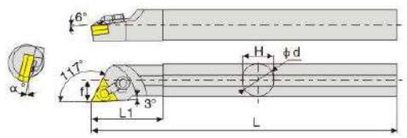

型号 Model	刀片 Insert	适用条件 Applicable conditions							配件 Accessories				
		ϕDmin	ϕD	L	L1	H	f	α°	刀垫 Shim	销钉 Pin	压板 Clamp	双头螺丝 Clamping Screw	扳手 Wrench
S20R-MTJNR/L16	TN□□1604□□	ϕ25	ϕ20	200	40	19	13	15°	ST1603	CTM510	HL1810	ML0620	L2.0 L3.0
S25S-MTJNR/L16		ϕ32	ϕ25	250	45	24	16	12°		CTM513	HL1814	ML0625	L2.0 L3.0
S32T-MTJNR/L16		ϕ41	ϕ32	300	54	30	22.5	17°					

内孔车刀(压板式) Boring Bars(M-type)

MTFNR/L

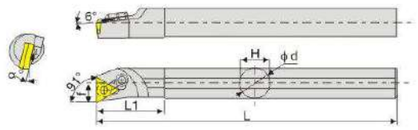

型号 Model	刀片 Insert	适用条件 Applicable conditions							配件 Accessories				
		ϕDmin	ϕD	L	L1	H	f	α°	刀垫 Shim	销钉 Pin	压板 Clamp	双头螺丝 Clamping Screw	扳手 Wrench
S20R-MTFNR/L16	TN□□1604□□	ϕ25	ϕ20	200	40	19	13	15°	ST1603	CTM510	HL1810	ML0620	L2.0 L3.0
S25S-MTFNR/L16		ϕ32	ϕ25	250	45	24	16.5	12°					
S32T-MTFNR/L16		ϕ41	ϕ32	300	54	30	22.5	17°	ST1603	CTM513	HL1814	ML0625	L2.0 L3.0
S40U-MTFNR/L16		ϕ50	ϕ40	350	60	38	26.5	15°					

内孔车刀(压板式) Boring Bars(M-type)

MTWNR/L

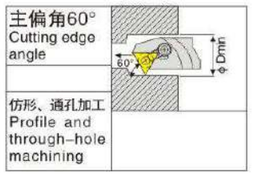

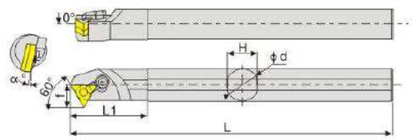

型号 Model	刀片 Insert	适用条件 Applicable conditions							配件 Accessories				
		ϕDmin	ϕD	L	L1	H	f	α°	刀垫 Shim	销钉 Pin	压板 Clamp	双头螺丝 Clamping Screw	扳手 Wrench
S20R-MTWNR/L16	TN □□1604□□	ϕ27	ϕ20	200	40	19	14	15°	ST1603	CTM510	HL1810	ML0620	L2.0 L3.0
S25S-MTWNR/L16		ϕ32	ϕ25	250	45	24	16.5	12°		CTM513	HL1814	ML0625	L2.0 L3.0
S32T-MTWNR/L16		ϕ39	ϕ32	300	54	30	20	17°					

内孔车刀(压板式) Boring Bars(M-type)

MTUNR/L

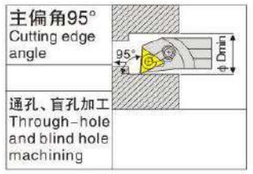

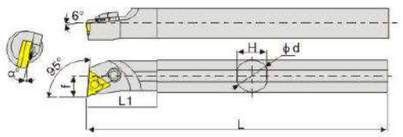

型号 Model	刀片 Insert	适用条件 Applicable conditions							配件 Accessories				
		ϕDmin	ϕD	L	L1	H	f	α°	刀垫 Shim	销钉 Pin	压板 Clamp	双头螺丝 Clamping Screw	扳手 Wrench
S20R-MTUNR/L16	TN□□1604□□	ϕ25	ϕ20	200	40	13	13	15°	ST1603	CTM510	HL1810	ML0620	L2.0 L3.0
S25S-MTUNR/L16		ϕ32	ϕ25	250	45	24	16.5	12°					
S32T-MTUNR/L16		ϕ41	ϕ32	300	54	30	22.5	17°	ST1603	CTM513	HL1814	ML0625	L2.0 L3.0
S40U-MTUNR/L16		ϕ50	ϕ40	350	60	38	26.5	15°					

内孔车刀(压板式) Boring Bars(M-type)

MTQNR/L

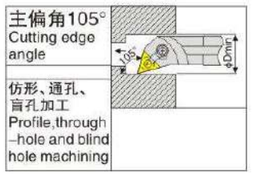

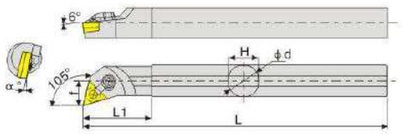

型号 Model	刀片 Insert	适用条件 Applicable conditions							配件 Accessories				
		ϕDmin	ϕD	L	L1	H	f	α°	刀垫 Shim	销钉 Pin	压板 Clamp	双头螺丝 Clamping Screw	扳手 Wrench
S20R-MTQNR/L16	TN□□1604□□	ϕ25	ϕ20	200	40	19	12.5	15°	ST1603	CTM510	HL1810	ML0620	L2.0 L3.0
S25S-MTQNR/L16		ϕ32	ϕ25	250	45	24	16	12°					
S32T-MTQNR/L16		ϕ41	ϕ32	300	54	30	22.5	17°	ST1603	CTM513	HL1814	ML0625	L2.0 L3.0
S40U-MTQNR/L16		ϕ50	ϕ40	350	60	38	26.5	15°					

内孔车刀(压板式) Boring Bars(M-type)

MWLNR/L

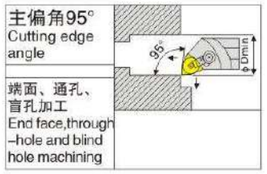

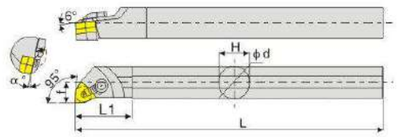

型号 Model	刀片 Insert	适用条件 Applicable conditions							配件 Accessories				
		ϕDmin	ϕD	L	L1	H	f	α°	刀垫 Shim	销钉 Pin	压板 Clamp	双头螺丝 Clamping Screw	扳手 Wrench
S16Q-MWLNR/L06	WN□□0604□□ WN□□G0604□□	ϕ22	ϕ16	180	35	15	11.0	18	SW0603	CTM510	HL1510	ML0520	L2.0 L3.0
S20R-MWLNR/L06		ϕ25	ϕ20	200	40	19	13.0	15		CTM513	HL1810	ML0620	L2.0 L3.0
S25S-MWLNR/L06		ϕ32	ϕ25	250	36	23	17.0	18					
S32T-MWLNR/L06		ϕ40	ϕ32	300	50	30	22.0	15					
S40U-MWLNR/L06		ϕ50	ϕ40	350	60	37	27.0	15					
S25S-MWLNR/L08	WN□□0804□□	ϕ32	ϕ25	250	36	23	17.0	12	SW0804	CTM617	HL1814	ML0625	L3.0 L4.0
S32T-MWLNR/L08		ϕ40	ϕ32	300	50	30	22.0	17					
S40U-MWLNR/L08		ϕ50	ϕ40	350	60	37	27.0	15					

内孔车刀(压板式) Boring Bars(M-type)

MSKNR/L

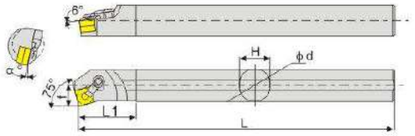

型号 Model	刀片 Insert	适用条件 Applicable conditions							配件 Accessories				
		ϕDmin	ϕD	L	L1	H	f	α°	刀垫 Shim	销钉 Pin	压板 Clamp	双头螺丝 Clamping Screw	扳手 Wrench
S20R-MSKNR/L12	SN□□1204□□	ϕ32	ϕ20	200	40	19	13	15°	SC1204	CTM613	HL1810	ML0625	L2.5 L3.0
S25S-MSKNR/L12		ϕ32	ϕ25	250	45	24	17	12°					
S32T-MSKNR/L12		ϕ40	ϕ32	300	50	30	22	17°		CTM617	HL1814		
S40U-MSKNR/L12		ϕ50	ϕ40	350	55	38	27	15°					
S50V-MSKNR/L12		ϕ60	ϕ50	400	65	48	30	12°					

内孔车刀(压板式) Boring Bars(M-type)

MDUNR/L

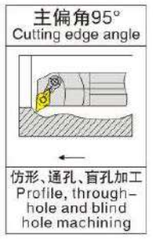

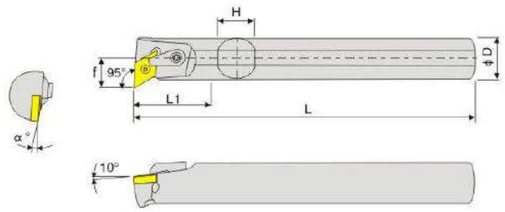

型号 Model	刀片 Insert	适用条件 Applicable conditions							配件 Accessories				
		ϕDmin	ϕD	L	L1	H	f	α°	刀垫 Shim	销钉 Pin	压板 Clamp	双头螺丝 Clamping Screw	扳手 Wrench
S25S-MDUNR/L15	DN□□1504□□	ϕ32	ϕ25	250	45	24	16	12°	SD1506	CTM619	HL2114	ML0625	L2.5 L3.0
S32T-MDUNR/L15		ϕ40	ϕ32	300	50	30	21	17°					
S40U-MDUNR/L15		ϕ50	ϕ40	350	60	38	26	15°					

内孔车刀(压板式) Boring Bars(M-type)

MDQNR/L

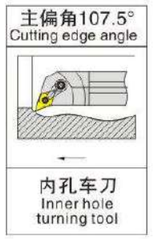

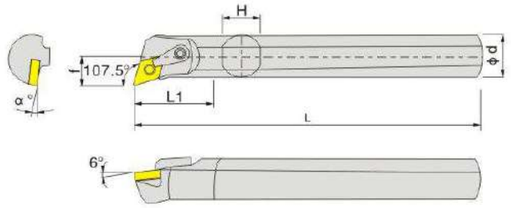

型号 Model	刀片 Insert	适用条件 Applicable conditions							配件 Accessories				
		ϕDmin	ϕd	L	L1	H	f	α°	刀垫 Shim	销钉 Pin	压板 Clamp	双头螺丝 Clamping Screw	扳手 Wrench
S25S-MDQNR/L15	DN□□1504□□	32	25	250	45	24	17	12°		CTM613	HL2114	ML0625	L2.5 L3.0
S32T-MDQNR/L15		40	32	300	50	30	22.5	17°	MD1506	CTM619	HL2114	ML0625	L2.5 L3.0
S40T-MDQNR/L15		50	40	300	60	38	27	15°					

内孔车刀(压板式) Boring Bars(M-type)

MDZNR/L

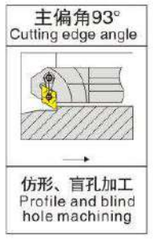

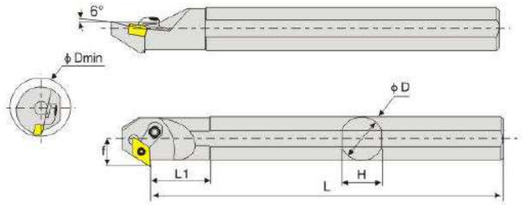

型号 Model	刀片 Insert	适用条件 Applicable conditions							配件 Accessories				
		ϕDmin	ϕD	L	L1	H	f	α°	刀垫 Shim	销钉 Pin	压板 Clamp	双头螺丝 Clamping Screw	扳手 Wrench
S32T-MDZNR/L15	DN□□1504□□	ϕ40	ϕ32	300	50	30	23	17°	SD1506	CTM619	HL2114	ML0625	L2.5 L3.0
S40U-MDZNR/L15		ϕ50	ϕ40	350	55	38	27	15°					

内孔车刀(压板式) Boring Bars(M-type)

MVQNR/L

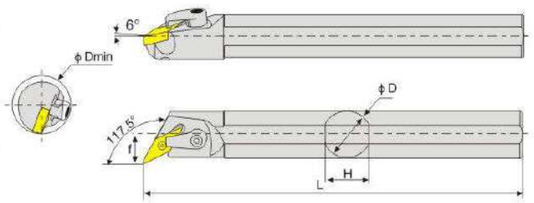

型号 Model	刀片 Insert	适用条件 Applicable conditions							配件 Accessories				
		ϕDmin	ϕD	L	L1	H	f	α°	刀垫 Shim	销钉 Pin	压板 Clamp	双头螺丝 Clamping Screw	扳手 Wrench
S25S-MVQNR/L16	VN□□1604□□	ϕ32	ϕ25	250	45	24	17	12°	SV1603	CTM513	HL2114	ML0625	L2.0 L3.0
S32T-MVQNR/L16		ϕ42	ϕ32	300	50	30	23	17°					
S40U-MVQNR/L16		ϕ50	ϕ40	350	55	38	27	15°					

内孔车刀(压板式) Boring Bars(M-type)

MVXNR/L

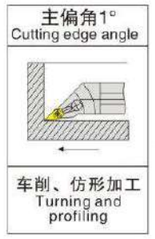

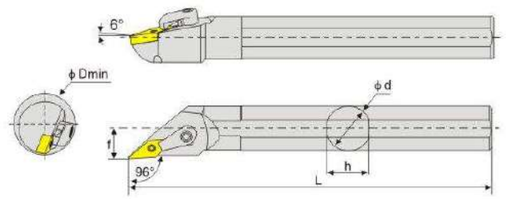

型号 Model	刀片 Insert	适用条件 Applicable conditions							配件 Accessories				
		ϕDmin	ϕD	L	L1	H	f	α°	刀垫 Shim	销钉 Pin	压板 Clamp	双头螺丝 Clamping Screw	扳手 Wrench
S20R-MVXNR/L	VN□□1604□□	27	20	200	40	19	14	15	SV1603	CTM510	HL2114	ML0625	L2.0 L3.0
S25S-MVXNR/L		32	25	250	45	24	17	12		CTM513			
S32T-MVXNR/L		42	32	300	50	30	23	17					
S40U-MVXNR/L		50	40	350	55	38	27	15					

内孔车刀(压板式) Boring Bars(M-type)

MVUNR/L

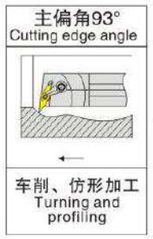

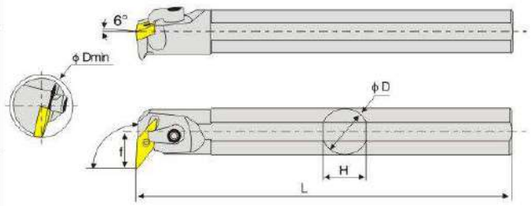

型号 Model	刀片 Insert	适用条件 Applicable conditions							配件 Accessories				
		ϕDmin	ϕD	L	L1	H	f	α°	刀垫 Shim	销钉 Pin	压板 Clamp	双头螺丝 Clamping Screw	扳手 Wrench
S25S-MVUNR/L16	VN□□1604□□	ϕ36	ϕ25	250	45	24	20	12°	SV1603	CTM510	HL2114	ML0625	L2.0 L3.0
S32T-MVUNR/L16		ϕ42	ϕ32	300	50	30	22	17°		CTM513			
S40U-MVUNR/L16		ϕ50	ϕ40	350	55	38	26	15°					

内孔车刀(压板式) Boring Bars(M-type)

MVWNR/L

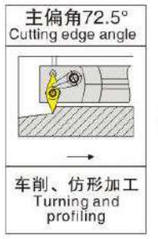

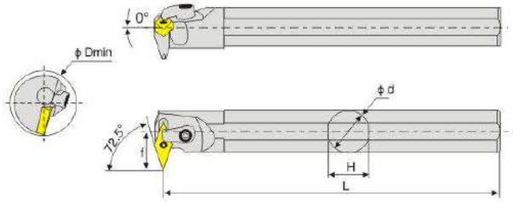

型号 Model	刀片 Insert	适用条件 Applicable conditions							配件 Accessories				
		ϕDmin	ϕd	L	L1	H	f	α°	刀垫 Shim	销钉 Pin	压板 Clamp	双头螺丝 Clamping Screw	扳手 Wrench
S25S-MVWNR/L16	VN□□1604□□	40	25	250	45	24	26	12	SV1603	CTM513	HL1810	ML0625	L2.0 L3.0
S32T-MVWNR/L16		48	32	300	50	30	30	17			HL1814		

目录 Contents

内孔车刀(螺钉式) Boring Bars (S-type)

内孔车刀(螺钉式) Boring Bars(S-type)

SCLCR/L

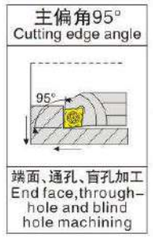

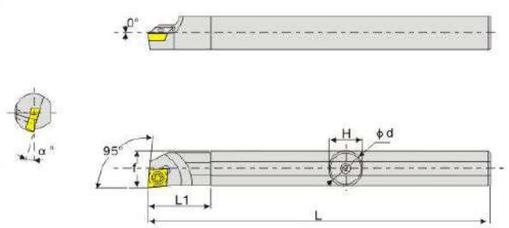

型号 Model	刀片 Insert	适用条件 Applicable conditions							配件 Accessories	
		ϕDmin	ϕD	f	L	L1	H	α°	螺丝 Screw	扳手 Wrench
S08K-SCLCR/L06	CC□□0602□□	ϕ10	ϕ8	5	125	14	7	-15°	M2.5×6	T8
S10K-SCLCR/L06		ϕ12	ϕ10	6	125	14	9	-13°		
S10K-SCLCR/L06		ϕ12	ϕ10	6	125	14	9	-13°		
S12M-SCLCR/L06		ϕ16	ϕ12	9	150	25	11	-10°		
S16Q-SCLCR/L06		ϕ20	ϕ16	11	180	32	15	-8°		
S12M-SCLCR/L09	CC□□09T3□□	ϕ16	ϕ12	9	150	25	11	-10°	M4×8	T15
S16Q-SCLCR/L09		ϕ20	ϕ16	11	180	32.5	15	-12°		
S20R-SCLCR/L09		ϕ25	ϕ20	13	200	38	18	-8°		
S25S-SCLCR/L09		ϕ32	ϕ25	17	250	45	23	-6°		
S25S-SCLCR/L12	CC□□1204□□	ϕ32	ϕ25	17	250	45	23	-6°	M5×12	T20
S32T-SCLCR/L12		ϕ40	ϕ32	22	300	50	30	-10°		
S40U-SCLCR/L12		ϕ50	ϕ40	27	350	60	37	-8°		
H08K-SCLCR/L06	CC□□0602□□	ϕ10	ϕ8	5	125	14	7	-15°	M2.5×6	T8
H10K-SCLCR/L06		ϕ12	ϕ10	6	125	14	9	-13°		
H10K-SCLCR/L06		ϕ12	ϕ10	6	125	14	9	-13°		
H10K-SCLCR/L06		ϕ12	ϕ10	6	125	14	9	-13°		
H12M-SCLCR/L06		ϕ16	ϕ12	9	150	25	11	-10°		
H16Q-SCLCR/L06		ϕ20	ϕ16	11	180	32	15	-8°		

内孔车刀(螺钉式) Boring Bars(S-type)

SCLCR/L 95°

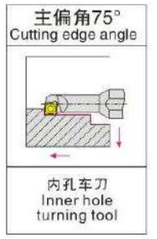

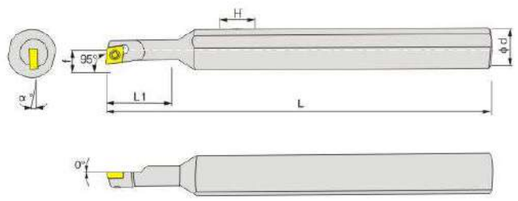

型号 Model	刀片 Insert	规格 Specification							螺丝 Screw	扳手 Wrench
		ϕDmin	ϕd	L	L1	H	f	α°		
S07M-SCLCR/L06-A16	CC□□0602□□	10	16	150	150	15	4.9	15°	M2.5×5	T8
S08M-SCLCR/L06-A16		11	16	150	150	15	5.5	13°		
S10M-SCLCR/L06-A16		12	16	150	150	15	6	12°	M2.5×6	
S12M-SCLCR/L06-A16		14	16	150	150	15	7	10°		

内孔车刀(螺钉式) Boring Bars(S-type)

SCKCR/L

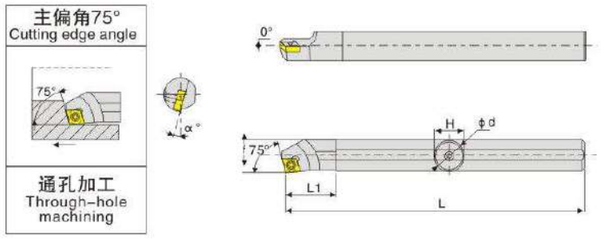

型号 Model	刀片 Insert	适用条件 Applicable conditions							配件 Accessories	
		ϕDmin	ϕD	f	L	L1	H	α°	螺丝 Screw	扳手 Wrench
S08K-SCKCR/L06	CC□□0702□□	ϕ10.5	ϕ8	5.5	125	20	7	13°	M2.5×6	T8
S10K-SCKCR/L06		ϕ13.5	ϕ10	6	125	22	9	12°		
S12M-SCKCR/L06		ϕ16	ϕ12	7	150	23	11	10°		
S12M-SCKCR/L09	CC□□09T3□□	ϕ16	ϕ12	8	150	30	11	12	M4×8	T15
S14N-SCKCR/L09		ϕ17	ϕ14	8	160	30	13	10		
S16Q-SCKCR/L09		ϕ20	ϕ16	9.5	180	30	15	10°		
S20R-SCKCR/L09		ϕ25	ϕ20	11.5	200	35	19	8°		
S25S-SCKCR/L09		ϕ31	ϕ25	14	250	40	24	8°		

内孔车刀(螺钉式) Boring Bars(S-type)

SCKCR/L 75°

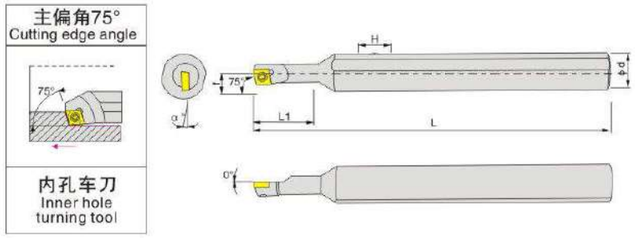

型号 Model	刀片 Insert	规格 Specification							螺丝 Screw	扳手 Wrench
		ϕDmin	ϕd	L	L1	H	f	α°		
S07M-SCKCR/L06-A16	CC□□0602□□	10	16	150	150	15	4.9	15°	M2.5×5	T8
S08M-SCKCR/L06-A16		11	16	150	150	15	5.5	13°		
S10M-SCKCR/L06-A16		12	16	150	150	15	6	12°	M2.5×6	
S12M-SCKCR/L06-A16		14	16	150	150	15	7	10°		

内孔车刀(螺钉式) Boring Bars(S-type)

SCZCR/L

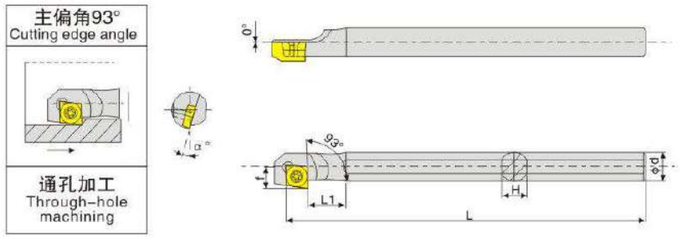

型号 Model	刀片 Insert	适用条件 Applicable conditions							配件 Accessories	
		ϕDmin	ϕD	f	L	L1	H	α°	螺丝 Screw	扳手 Wrench
S08K-SCZCR/L06	CC□□0602□□	ϕ12.5	ϕ8	6.5	125	25	7	13°	M2.5×6	T8
S10K-SCZCR/L06		ϕ14	ϕ10	7.5	125	27	9	12°		
S12M-SCZCR/L06		ϕ16	ϕ12	8.5	150	30	11	10°		
S16Q-SCZCR/L06		ϕ20	ϕ16	10.5	180	35	15	8°		
S20R-SCZCR/L09	CC□□09T3□□	ϕ25	ϕ20	13.5	200	40	19	8°	M4×8	T15
S25S-SCZCR/L09		ϕ32	ϕ25	16	250	42	24	6°		

内孔车刀(螺钉式) Boring Bars(S-type)

SDUCR/L

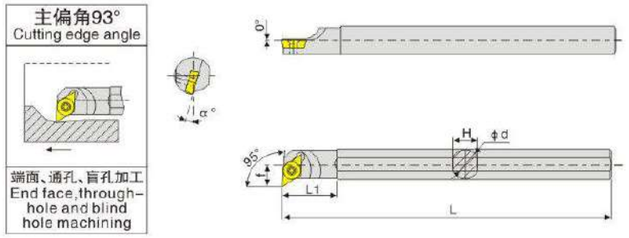

型号 Model	刀片 Insert	适用条件 Applicable conditions							配件 Accessories	
		ϕDmin	ϕD	f	L	L1	H	α°	螺丝 Screw	扳手 Wrench
S10K-SDUCR/L07	DC□□0702□□	ϕ15	ϕ10	8	125	25	9	10°	M2.5×6	T8
S12M-SDUCR/L07		ϕ17	ϕ12	9	150	28	11	8°		
S16Q-SDUCR/L07		ϕ22	ϕ16	11	180	30	15	6°		
S16Q-SDUCR/L11	DC□□11T3□□	ϕ25	ϕ20	13	180	40	19	6°	M4×8	T15
S20R-SDUCR/L11		ϕ32	ϕ25	16	200	40	24	4°		
S25S-SDUCR/L11		ϕ39	ϕ32	20	250	45	30	4°		
S32T-SDUCR/L11		ϕ50	ϕ40	24	300	50	38	2°		
H10K-SDUCR/L07	DC□□0702□□	ϕ15	ϕ10	8	125	25	9	10°	M2.5×6	T8
H12M-SDUCR/L07		ϕ17	ϕ12	9	150	28	11	8°		
H16Q-SDUCR/L07		ϕ22	ϕ16	11	180	30	15	6°		

内孔车刀(螺钉式) Boring Bars(S-type)

SDQCR/L

主偏角107.5°
Cutting edge angle

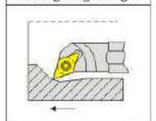

端面、通孔、盲孔加工
End face,through-hole and blind hole machining

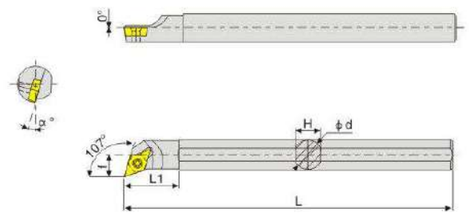

型号 Model	刀片 Insert	适用条件 Applicable conditions							配件 Accessories	
		ϕDmin	ϕD	f	L	L1	H	α°	螺丝 Screw	扳手 Wrench
S10K-SDQCR/L07	DC□□0702□□	ϕ13	ϕ10	7	125	23	9	10°	M2.5×6	T8
S12M-SDQCR/L07		ϕ16	ϕ12	9	150	30	11	8°		
S16Q-SDQCR/L07		ϕ20	ϕ16	10.5	180	30	15	6°		
S20R-SDQCR/L11	DC□□11T3□□	ϕ25	ϕ20	13	200	39	19	6°	M4×8	T15
S25S-SDQCR/L11		ϕ32	ϕ25	16	250	40	24	4°		
S32T-SDQCR/L11		ϕ39	ϕ32	20	300	43	30	4°		
H10K-SDQCR/L07	DC□□0702□□	ϕ13	ϕ10	7	125	23	9	10°	M2.5×6	T8
H12M-SDQCR/L07		ϕ16	ϕ12	9	150	30	11	8°		
H16Q-SDQCR/L07		ϕ20	ϕ16	10.5	180	30	15	6°		

内孔车刀(螺钉式) Boring Bars(S-type)

SDZCR/L

主偏角93°
Cutting edge angle

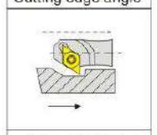

仿形、通孔加工
Profile and through-hole machining

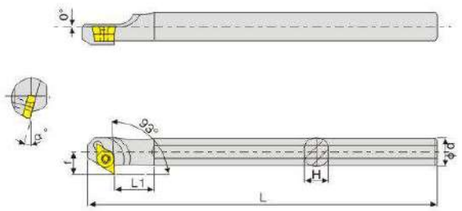

型号 Model	刀片 Insert	适用条件 Applicable conditions							配件 Accessories	
		ϕDmin	ϕD	f	L	L1	H	α°	螺丝 Screw	扳手 Wrench
S10K-SDZCR/L07	DC□□0702□□	ϕ16	ϕ10	8.5	125	28	9	12°	M2.5×6	T8
S12M-SDZCR/L07		ϕ18	ϕ12	9.5	150	30	11	10°		
S16Q-SDZCR/L07		ϕ24	ϕ16	11.5	180	30	15	8°		
S20R-SDZCR/L11	DC□□11T3□□	ϕ28	ϕ20	14.5	200	40	19	8°	M4×10	T15
S25S-SDZCR/L11		ϕ34	ϕ25	17	250	45	24	6°		
S32T-SDZCR/L11		ϕ38	ϕ32	20.5	300	50	30	4°		

内孔车刀(螺钉式) Boring Bars(S-type)

SDWCR/L

主偏角62.5°
Cutting edge angle

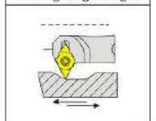

仿形、通孔加工
Profile and through-hole machining

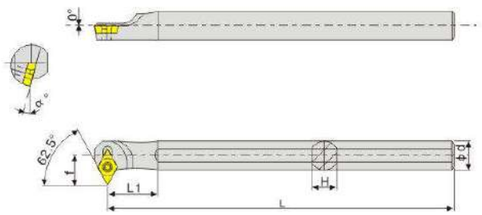

型号 Model	刀片 Insert	适用条件 Applicable conditions							配件 Accessories	
		ϕDmin	ϕD	f	L	L1	H	α°	螺丝 Screw	扳手 Wrench
S12M-SDWCR/L07	DC□□0702□□	ϕ19	ϕ12	10.5	150	28	11	10°	M2.5×6	T8
S16Q-SDWCR/L07		ϕ23	ϕ16	12.5	180	30	15	8°		
S20R-SDWCR/L07		ϕ27	ϕ20	14.5	200	30	19	6°		
S20R-SDWCR/L11	DC□□11T3□□	ϕ25.5	ϕ20	14.5	200	40	19	6°	M4×8	T15
S25S-SDWCR/L11		ϕ32	ϕ25	17	250	45	24	4°		
S32T-SDWCR/L11		ϕ40	ϕ32	20	300	50	30	2°		

内孔车刀(螺钉式) Boring Bars(S-type)

SDXCR/L

主偏角95°
Cutting edge angle

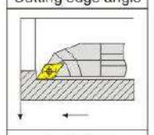

内孔车刀
Inner hole turning tool

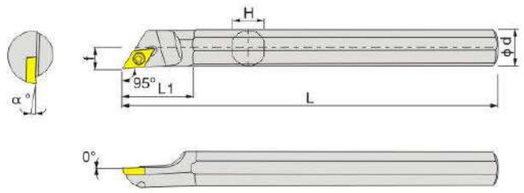

型号 Model	刀片 Insert	适用条件 Applicable conditions							配件 Accessories	
		ϕDmin	ϕD	f	L	L1	H	α°	螺丝 Screw	扳手 Wrench
S08K-SDXCR/L07	DC□□0702□□	10	8	125	20	7	5.5	12°	M2.5×6	T8
S10K-SDXCR/L07		13	10	125	25	9	7	10°		
S12M-SDXCR/L07		16	12	150	30	11	8.5	8°		
S16Q-SDXCR/L07		20	16	180	30	15	11	6°		
S20R-SDXCR/L11	DC□□11T3□□	25	20	200	40	19	13	6°	M4×10	T15
S25S-SDXCR/L11		32	25	250	40	24	17	4°		

内孔车刀(螺钉式) Boring Bars(S-type)

STFCR/L

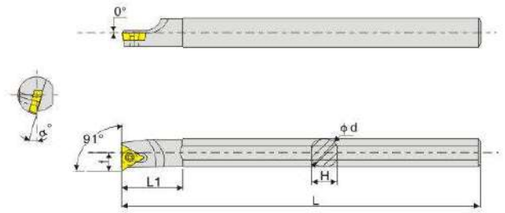

型号 Model	刀片 Insert	适用条件 Applicable conditions							配件 Accessories	
		ϕDmin	ϕD	f	L	L1	H	α°	螺丝 Screw	扳手 Wrench
S08K-STFCR/L09	TC□□0902□□	ϕ11	ϕ8	5	125	23	7	15°	M2.2×5	T7
S10K-STFCR/L09		ϕ13.5	ϕ10	6	125	24	9	13°		
S12M-STFCR/L09		ϕ16	ϕ10	6	150	24	9	12°		
S10K-STFCR/L11	TC□□1102□□	ϕ13.5	ϕ12	7	125	27	11	10°	M2.5×6	T8
S12M-STFCR/L11		ϕ20	ϕ16	9	150	30	15	8°		
S16Q-STFCR/L11		ϕ25	ϕ20	11	180	35	19	6°		
S20R-STFCR/L11		ϕ31	ϕ25	13.5	200	40	24	4°		
S20R-STFCR/L16	TC□□1102□□	ϕ25	ϕ20	11	200	40	19	8°	M4×8	T15
S25S-STFCR/L16		ϕ31	ϕ25	14	250	40	24	6°		
S32T-STFCR/L16		ϕ39	ϕ32	17.5	300	45	30	4°		
H08K-STFCR/L09	TC□□0902□□	ϕ11	ϕ8	5	125	23	7	15°	M2.2×5	T7
H10K-STFCR/L09		ϕ13.5	ϕ10	6	125	24	9	13°		
H12M-STFCR/L09		ϕ16	ϕ10	6	150	24	9	12°		
H10K-STFCR/L11	TC□□1102□□	ϕ13.5	ϕ12	7	125	27	11	10°	M2.5×6	T8
H12M-STFCR/L11		ϕ20	ϕ16	9	150	30	15	8°		
H16Q-STFCR/L11		ϕ25	ϕ20	11	180	35	19	6°		

内孔车刀(螺钉式) Boring Bars(S-type)

STUCR/L

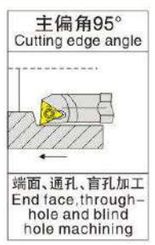

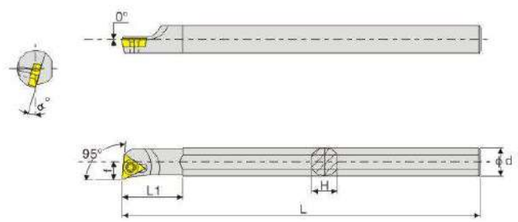

型号 Model	刀片 Insert	适用条件 Applicable conditions							配件 Accessories	
		ϕDmin	ϕD	f	L	L1	H	α°	螺丝 Screw	扳手 Wrench
S08K-STUCR/L09	TC□□0902□□	ϕ10.5	ϕ8	5	125	23	7	15	M2.2×5	T7
S10K-STUCR/L09		ϕ13.5	ϕ10	6	125	24	9	13		
S10K-STUCR/L11	TC□□1102□□	ϕ13.5	ϕ10	6	125	24	9	12	M2.5×6	T8
S12M-STUCR/L11		ϕ16	ϕ12	7	150	27	11	10		
S16Q-STUCR/L11		ϕ20	ϕ16	9	180	30	15	8		
S20R-STUCR/L11		ϕ25	ϕ20	11	200	35	19	6		
S25S-STUCR/L11		ϕ31	ϕ25	13.5	250	40	24	4		
S20R-STUCR/L16	TC□□16T3□□	ϕ25	ϕ20	11.5	200	40	19	8	M4×10	T15
S25S-STUCR/L16		ϕ31	ϕ25	14	300	40	24	6		
S32T-STUCR/L16		ϕ39	ϕ32	17.5	350	45	30	4		
H08K-STUCR/L09	TC□□0902□□	ϕ10.5	ϕ8	5	125	23	7	15	M2.2×5	T7
H10K-STUCR/L09		ϕ13.5	ϕ10	6	125	24	9	13		
H10K-STUCR/L11	TC□□1102□□	ϕ13.5	ϕ10	6	125	24	9	12	M2.5×6	T8
H12M-STUCR/L11		ϕ16	ϕ12	7	150	27	11	10		
H16Q-STUCR/L11		ϕ20	ϕ16	9	180	30	15	8		

内孔车刀(螺钉式) Boring Bars(S-type)

STWCR/L

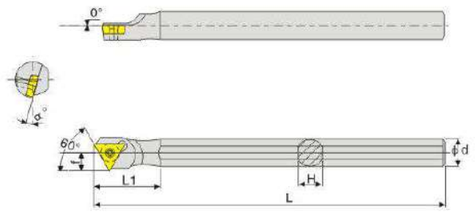

型号 Model	刀片 Insert	适用条件 Applicable conditions							配件 Accessories	
		ϕDmin	ϕD	f	L	L1	H	α°	螺丝 Screw	扳手 Wrench
S08K-STWCR/L09	TC□□0902□□	ϕ11	ϕ8	5.5	125	25	7	12°	M2.2×5	T7
S10K-STWCR/L11	TC□□1102□□	ϕ14	ϕ10	8	125	25	9	10°	M2.5×6	T8
S12M-STWCR/L11		ϕ16	ϕ12	9	150	30	11	8°		
S16Q-STWCR/L11		ϕ20	ϕ16	11	180	30	15	6°		
S20R-STWCR/L11		ϕ25	ϕ20	13	200	35	19	4°		
S25S-STWCR/L16	TC□□16T3□□	ϕ32	ϕ25	17	250	45	24	6°	M4×10	T15

内孔车刀(螺钉式) Boring Bars(S-type)

SSSCR/L

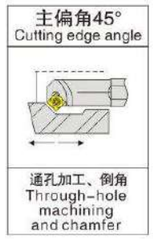

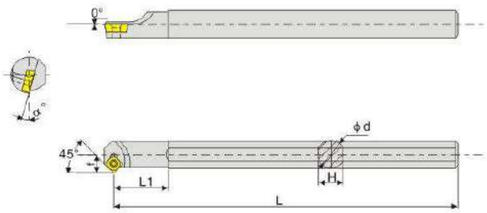

型号 Model	刀片 Insert	适用条件 Applicable conditions							配件 Accessories	
		ϕDmin	ϕD	f	L	L1	H	α°	螺丝 Screw	扳手 Wrench
S12M-SSSCR/L09	SC□□09T3□□	ϕ16	ϕ12	8.5	150	30	11	12°	M4×8	T15
S16Q-SSSCR/L09		ϕ22	ϕ16	11.5	180	35	15	10°		
S20R-SSSCR/L09		ϕ26	ϕ20	13.5	200	40	19	8°	M4×10	
S25S-SSSCR/L09		ϕ31	ϕ25	16	250	40	24	6°		
S32T-SSSCR/L09		ϕ38	ϕ32	19.5	300	45	30	4°		

内孔车刀(螺钉式) Boring Bars(S-type)

SSKCR/L

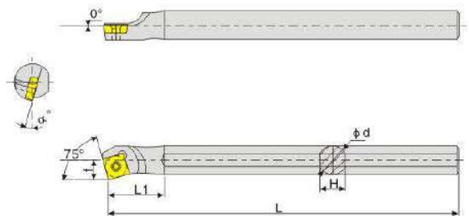

型号 Model	刀片 Insert	适用条件 Applicable conditions							配件 Accessories	
		ϕDmin	ϕD	f	L	L1	H	α°	螺丝 Screw	扳手 Wrench
S12M-SSKCR/L09	SC□□09T3□□	ϕ16	ϕ12	8.5	150	30	11	12°	M4×8	T15
S16Q-SSKCR/L09		ϕ20	ϕ16	10.5	180	30	15	10°		
S20R-SSKCR/L09		ϕ24	ϕ20	12.5	200	40	19	8°	M4×10	
S25S-SSKCR/L09		ϕ31	ϕ25	15	250	40	24	6°		

内孔车刀(螺钉式) Boring Bars(S-type)

SVQ*R/L

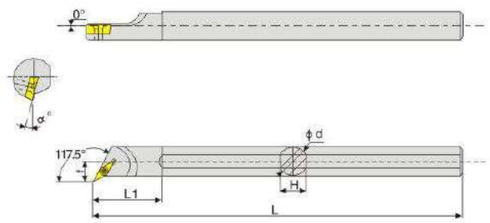

型号 Model 一：C刀片后角7° B刀片后角5° 一：C insert clearance angle 7° B insert clearance angle 5°	刀片 Insert	适用条件 Applicable conditions								配件 Accessories	
		ϕDmin	ϕD	f	L	L1	H	α° B	α° C	螺丝 Screw	扳手 Wrench
S16Q-SVQ-R/L11	VC□□1103□□ VB□□1103□□	ϕ22	ϕ16	11.5	180	35	15	10°	8°	M2.5×6	T8
S20R-SVQ-R/L11		ϕ27	ϕ20	14	200	39	19	8°	6°		
S20R-SVQ-R/L16	VC□□1604□□ VB□□1604□□	ϕ27	ϕ20	14	200	50	19	1°	8°	M4×10	T15
S25S-SVQ-R/L16		ϕ32	ϕ25	16.5	250	50	24	8°	6°		
S32T-SVQ-R/L16		ϕ41	ϕ32	22.5	300	55	30	10°	8°		
S40U-SVQ-R/L16		ϕ50	ϕ40	27	350	55	38	8°	6°		

内孔车刀(螺钉式) Boring Bars(S-type)

SVU*R/L

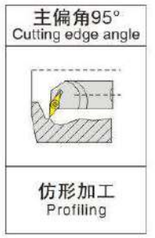

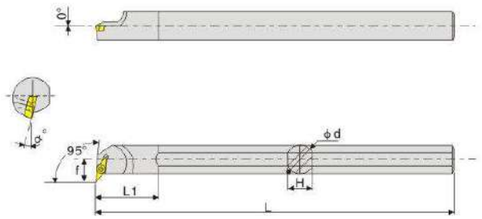

型号 Model 一：C刀片后角7° B刀片后角5° 一：C insert clearance angle 7° B insert clearance angle 5°	刀片 Insert	适用条件 Applicable conditions								配件 Accessories	
		ϕDmin	ϕD	f	L	L1	H	α° B	α° C	螺丝 Screw	扳手 Wrench
S16Q-SVU-R/L11	VC□□1103□□ VB□□1103□□	ϕ22	ϕ16	11.5	180	30	15	10°	8°	M2.5×6	T15
S20R-SVU-R/L11		ϕ27	ϕ20	14	200	32	19	8°	6°		
S20R-SVU-R/L16	VC□□1604□□ VB□□1604□□	ϕ31	ϕ20	19	200	50	19	10°	8°	M4×10	T15
S25S-SVU-R/L16		ϕ35	ϕ25	20	250	50	24	8°	6°		
S32T-SVU-R/L16		ϕ42	ϕ32	22.5	300	50	30	10°	8°		
S40U-SVU-R/L16		ϕ51	ϕ40	27	350	55	38	8°	6°		

内孔车刀(螺钉式) Boring Bars(S-type)

SVX*R/L

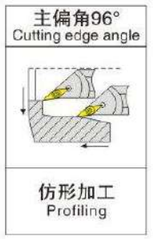

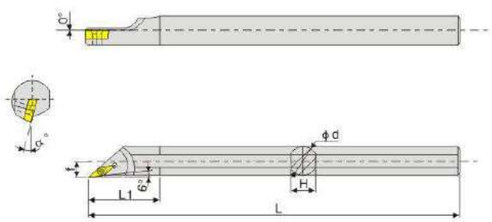

型号 Model 一：C刀片后角7° B刀片后角5° 一：C insert clearance angle 7° B insert clearance angle 5°	刀片 Insert	适用条件 Applicable conditions								配件 Accessories	
		ϕDmin	ϕD	f	L	L1	H	α° B	α° C	螺丝 Screw	扳手 Wrench
S16Q-SVX-R/L11	VC□□1103□□ VB□□1103□□	ϕ22	ϕ16	11	180	40	15	10°	8°	M2.5×8	T8
S20R-SVX-R/L11		ϕ27	ϕ20	13.5	200	45	19	8°	6°		
S20R-SVX-R/L16	VC□□1604□□ VB□□1604□□	ϕ27	ϕ20	13.5	200	50	19	10°	8°	M4×10	T15
S25S-SVX-R/L16		ϕ32	ϕ25	16	250	50	24	8°	6°		
S32T-SVX-R/L16		ϕ40	ϕ32	19.5	300	60	30	10°	8°		
S40U-SVX-R/L16		ϕ50	ϕ40	23.5	350	65	38	8°	6°		

内孔车刀(螺钉式) Boring Bars (S-type)

SVZ*R/L

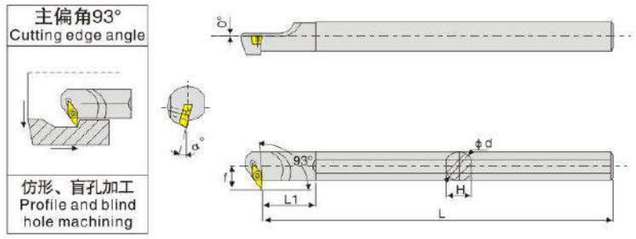

型号 Model	刀片 Insert	适用条件 Applicable conditions								配件 Accessories	
一：C刀片后角7° B刀片后角5° 一：C insert clearance angle 7° B insert clearance angle 5°		ϕDmin	ϕD	f	L	L1	H	α° B	α° C	螺丝 Screw	扳手 Wrench
S16Q-SVZ-R/L11	VC□□1103□□ VB□□1103□□	ϕ22	ϕ16	11.5	180	34	15	10°	8°	M2.5×6	T8
S20R-SVZ-R/L11		ϕ27	ϕ20	14	200	38	19	8°	6°		
S25S-SVZ-R/L16	VC□□1604□□ VB□□1604□□	ϕ34	ϕ25	19.5	250	50	20	8°	6°	M4×10	T15
S32T-SVZ-R/L16		ϕ42	ϕ32	23.5	300	50	30	10°	8°		
S40U-SVZ-R/L16		ϕ50	ϕ40	27	350	60	38	8°	6°		

内孔车刀(螺钉式) Boring Bars (S-type)

SVW*R/L

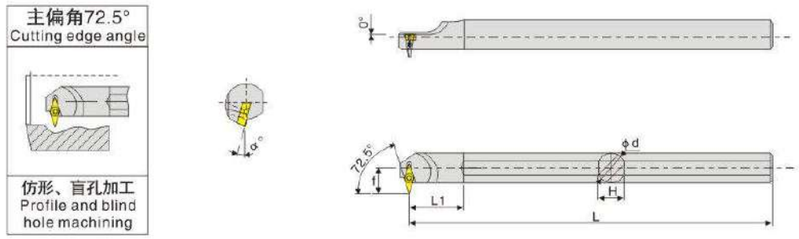

型号 Model	刀片 Insert	适用条件 Applicable conditions								配件 Accessories	
一：C刀片后角7° B刀片后角5° 一：C insert clearance angle 7° B insert clearance angle 5°		ϕDmin	ϕD	f	L	L1	H	α° B	α° C	螺丝 Screw	扳手 Wrench
S25S-SVW-R/L16	VC□□1604□□ VB□□1604□□	ϕ38	ϕ25	23	250	33	24	6°	5°	M4×10	T15
S32T-SVW-R/L16		ϕ45	ϕ32	26	300	41	30	6°	5°		

内孔车刀(螺钉式) Boring Bars (S-type)

SWLCR/L

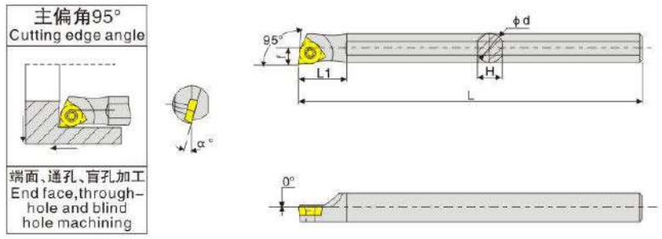

型号 Model	刀片 Insert	适用条件 Applicable conditions							配件 Accessories	
		ϕDmin	ϕD	f	L	L1	H	α°	螺丝 Screw	扳手 Wrench
S08K-SWLCR/L04	WC□□0402□□	ϕ10	ϕ8	5	125	25	7	13°	M3×6	T10
S10K-SWLCR/L04		ϕ13	ϕ10	6.5	125	30	9	10°		
S12M-SWLCR/L04	WC□□06T3□□	ϕ16	ϕ12	7.5	150	37	11	13°	M3.5×10	T15
S16Q-SWLCR/L06		ϕ20	ϕ16	9.5	180	40	15	10°		
S20R-SWLCR/L06		ϕ25	ϕ20	11.5	200	40	19	8°		
S25S-SWLCR/L06		ϕ31	ϕ25	14	250	40	24	6°		

内孔车刀(螺钉式) Boring Bars (S-type)

SDXCR/L

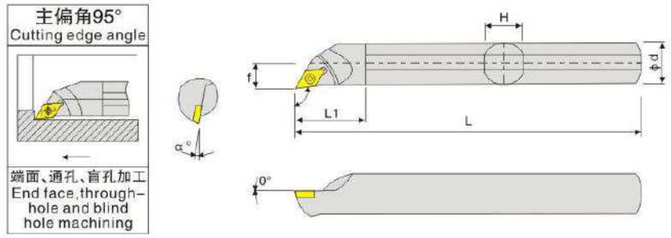

型号 Model	刀片 Insert	适用条件 Applicable conditions							配件 Accessories	
		ϕDmin	ϕd	L	L1	H	f	α°	螺丝 Screw	扳手 Wrench
S08K-SDXCR/L07	DC□□0702□□	ϕ110	ϕ8	125	20	7	5	12	M2.5×6	T8
S10K-SDXCR/L07		ϕ13	ϕ10	125	25	9	6	10		
S12M-SDXCR/L07		ϕ16	ϕ12	150	30	11	7	8		
S16Q-SDXCR/L07		ϕ20	ϕ16	180	30	15	9	6		
S20R-SDXCR/L11	DC□□11T3□□	ϕ25	ϕ20	200	40	19	11.5	6	M4×8	T15
S25S-SDXCR/L11		ϕ32	ϕ25	250	40	24	14	4		

内孔车刀(螺钉式) Boring Bars (S-type)

STU□R/L 93°

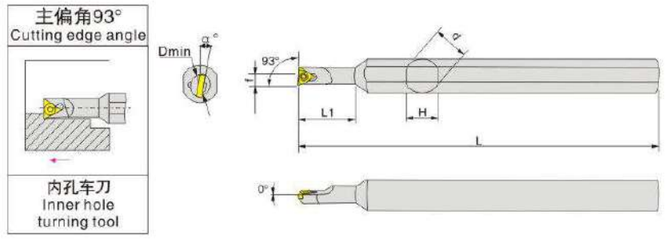

型号 Model	刀片 Insert	规格 Specification							螺丝 Screw	扳手 Wrench
		ϕDmin	ϕd	L	L1	H	f	α°		
S07K-STUPR/L08-A12	TP□□0802□□	9	12	125	25	11	4.5	12°	M2.2×6	T6
S08M-STUPR/L08-A16		10	16	150	28	15	5	13°		
S08K-STUCR/L09-A12	TC□□0902□□	10	12	125	28	11	5.5	15°	M2.5×6	T8
S08M-STUCR/L09-A16		10	16	150	28	15	5.5	10°		
S10M-STUCR/L11-A16	TC□□1102□□	12	16	150	30	15	6	12°	M2.5×6	T8
S12M-STUCR/L11-A16		14	16	150	33	15	7	10°		
S10M-STUPR/L11-A16	TP□□1103□□	12	16	150	30	15	6	12°	M3×8	T8
S12M-STUPR/L11-A16		14	16	150	33	15	7	10°		

内孔车刀(螺钉式) Boring Bars (S-type)

SWUBR/L

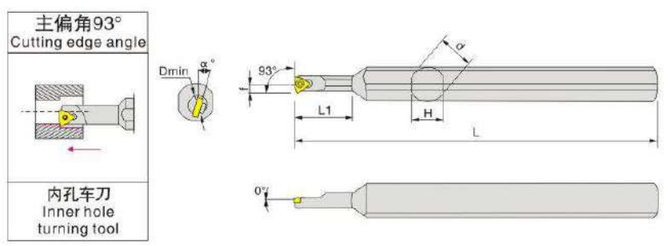

型号 Model	刀片 Insert	规格 Specification							螺丝 Screw	扳手 Wrench
		ϕDmin	ϕd	f	L	L1	H	α°		
S06H-SWUBR/L06	WBGT060102	7	6	3.5	100	16	5.4	15°	M2.2×6	T6
S0705H-SWUBR/L06		6	7	3	100	16	6	15°		
S0805H-SWUBR/L06		6	8	3	100	16	7	15°		
S1005K-SWUBR/L06		6	10	3	125	16	9	15°		
S1205K-SWUBR/L06		6	12	3	125	20	11	15°		
S1605K-SWUBR/L06		6	16	3	125	20	15	15°		
S0806J-SWUBR/L06		7	8	3.5	110	20	7	15°		
S1006K-SWUBR/L06		7	10	3.5	125	20	9	12°		
S1207K-SWUBR/L06		8	12	4	125	25	11	12°		
S1607M-SWUBR/L06		8	16	4	150	25	15	12°		

内孔车刀(螺钉式) Boring Bars (S-type)

C□□□-SCLCR/L□□

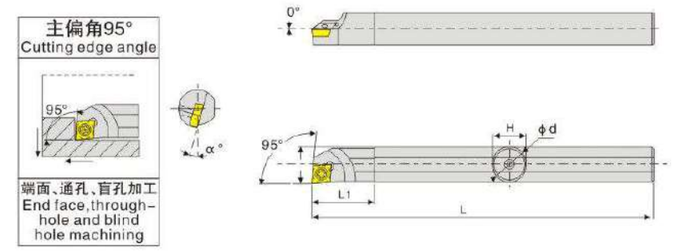

型号 Model	刀片 Insert	规格 Specification							螺丝 Screw	扳手 Wrench
		ϕDmin	ϕd	f	L	L1	H	α°		
C06K-SCLCR/L06	CC□□0602□□	ϕ8	Φ6	4.2	125	16	5	15°	M2.5×8	T6
C07K-SCLCR/L06		ϕ8	Φ7	4.2	125	16	6	15°		T8
C08K-SCLCR/L06		ϕ10	Φ8	5	125	16	7	15°		
C10K-SCLCR/L06		ϕ12	Φ10	6	125	16	9	13°		
C12M-SCLCR/L06		ϕ14	Φ12	7	150	20	11	10°	M2.5×10	
C12M-SCLCR/L09	CC□□09T3□□	ϕ16	Φ12	8.5	150	20	11	10°	M4×10	T15
C14Q-SCLCR/L09		ϕ17	Φ14	9	180	20	13	11°		
C16Q-SCLCR/L09		ϕ19	Φ16	9.5	180	20	15	12°		
C10M-SCLCR/L06	CC□□0602□□	ϕ12	Φ10	6	150	25	9	13°	M2.5×6	T8

内孔车刀(螺钉式) Boring Bars (S-type)

C□□□STU□□R/L

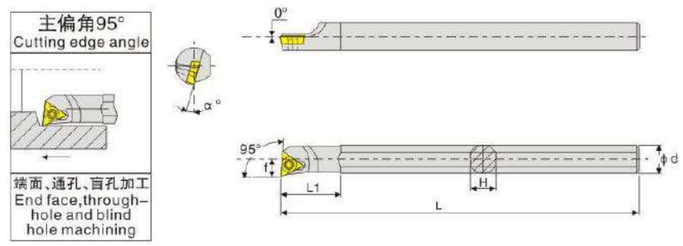

型号 Model	刀片 Insert	规格 Specification							螺丝 Screw	扳手 Wrench
		ϕDmin	ϕd	f	L	L1	H	α°		
C06K-STUBR/L06	TB□□0602□□	ϕ7	Φ6	4.2	125	25	5	13°	M2.2*5	T6
C08K-STUPR/L09	TP□□0902□□	ϕ10	Φ8	4.2	125	28	7	15°	M2.2*5	
C10K-STUCR/L11	TC□□1102□□	ϕ12	Φ10	5	125	28	9	12°	M2.5*6	T8
C10K-STUPR/L09	TP□□0902□□	ϕ12	Φ10	6	125	28	9	13°	M2.2*5	T6
C10K-STUPR/L1103	TP□□0903□□	ϕ12	Φ10	7	125	30	9	12°	M2.5*8	T8
C12M-STUCR/L11	TC□□1102□□	ϕ14	Φ12	8.5	150	33	11	10°	M2.5*6	
C12M-STUPR/L1103	TP□□0903□□	ϕ14	Φ12	9	150	30	11	10°	M2.5*8	T8
C10M-STUCR/L11	TC□□1102□□	ϕ12	Φ10	9.5	150	33	9	10°	M2.5*6	

内孔车刀(螺钉式) Boring Bars (S-type)

C□□□-STFCR/L 11

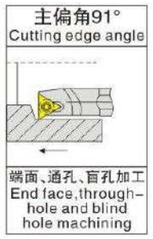

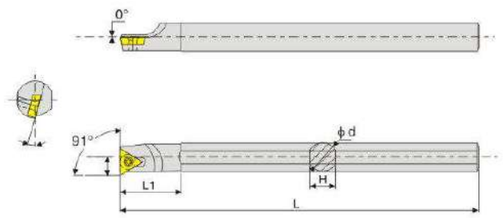

型号 Model	刀片 Insert	规格 Specification							螺丝 Screw	扳手 Wrench
		ϕDmin	ϕd	f	L	L1	H	α°		
C06K-STFBR/L06	TB□□0602□□	ϕ7	Φ6	4.2	125	25	5	13°	M2.2*5	T6
C08K-STFPR/L09	TP□□0902□□	ϕ10	Φ8	4.2	125	28	7	15°	M2.2*5	
C10K-STFCR/L11	TC□□1102□□	ϕ12	Φ10	5	125	28	9	12°	M2.5*6	T8
C10K-STFPR/L09	TP□□0902□□	ϕ12	Φ10	6	125	28	9	13°	M2.2*5	T6
C10K-STFPR/L1103	TP□□0903□□	ϕ12	Φ10	7	125	30	9	12°	M2.5*8	T8
C12M-STFCR/L11	TC□□1102□□	ϕ14	Φ12	8.5	150	33	11	10°	M2.5*6	
C12M-STFPR/L1103	TP□□0903□□	ϕ14	Φ12	9	150	30	11	10°	M2.5*8	T8
C10M-STFCR/L11	TC□□1102□□	ϕ12	Φ10	9.5	150	33	9	10°	M2.5*6	

内孔车刀(螺钉式) Boring Bars (S-type)

C□□K-SWUBR06

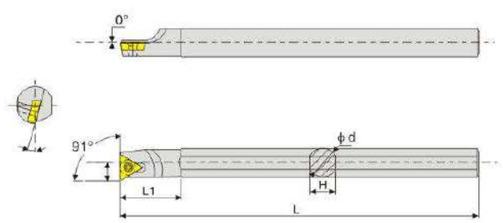

型号 Model	刀片 Insert	规格 Specification							螺丝 Screw	扳手 Wrench
		ϕDmin	ϕd	f	L	L1	H	α°		
C06K-SWUBR06	WBGT060102	ϕ8	Φ6	3.5	125	16	5	13°	M2.2×6	T6

小径镗刀系列
Carbide Small diameter boring cutter series

MTR型镗孔加工MTR type boring

MTR □R□L□

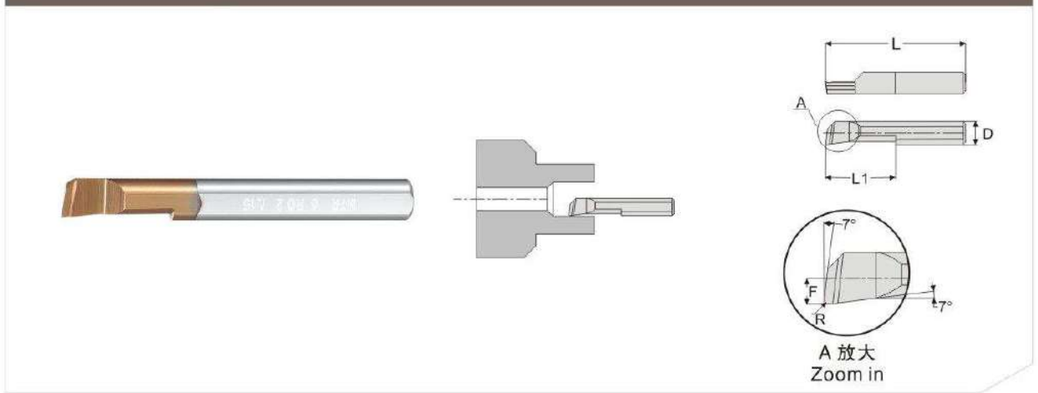

技术参数(Technical parameters)：

D	MODEL	L	L1	R	F	最小孔径 Minimum bore diameter
3.0	MTR 2 R0.15 L5	50	5	0.15	0.8	2.1
	MTR 2 R0.15 L10	50	10	0.15	0.8	2.1
	MTR 3 R0.15 L10	50	10	0.15	1.3	3.1
	MTR 3 R0.15 L15	50	15	0.15	1.3	3.1
	MTR 3 R0.2 L10	50	10	0.2	1.3	3.1
	MTR 3 R0.2 L15	50	15	0.2	1.3	3.1
4.0	MTR 4 R0.15 L10	50	10	0.15	1.7	4.1
	MTR 4 R0.15 L15	50	15	0.15	1.7	4.1
	MTR 4 R0.15 L22	50	20	0.15	1.7	4.1
	MTR 4 R0.2 L10	50	10	0.2	1.7	4.1
	MTR 4 R0.2 L15	50	15	0.2	1.7	4.1
	MTR 4 R0.2 L22	50	20	0.2	1.7	4.1
5.0	MTR 5 R0.1 L15	50	15	0.1	2.2	5.1
	MTR 5 R0.1 L22	50	22	0.1	2.2	5.1
	MTR 5 R0.2 L15	50	15	0.2	2.2	5.1
	MTR 5 R0.2 L22	50	22	0.2	2.2	5.1
6.0	MTR 6 R0.1 L15	50	15	0.1	2.8	6.1
	MTR 6 R0.1 L22	50	22	0.1	2.8	6.1
	MTR 6 R0.2 L15	50	15	0.2	2.8	6.1
	MTR 6 R0.2 L22	50	22	0.2	2.8	6.1
8.0	MTR 7 R0.2 L22	60	22	0.2	3.3	7.1
	MTR 8 R0.2L15	60	15	0.2	3.8	8.1
	MTR 8 R0.2 L25	60	25	0.2	3.8	8.1
10.0	MTR 10 R0.2 L35	75	35	0.2	4.8	10.1

MNR型镗孔加工MNR type boring

MNR □R□L□

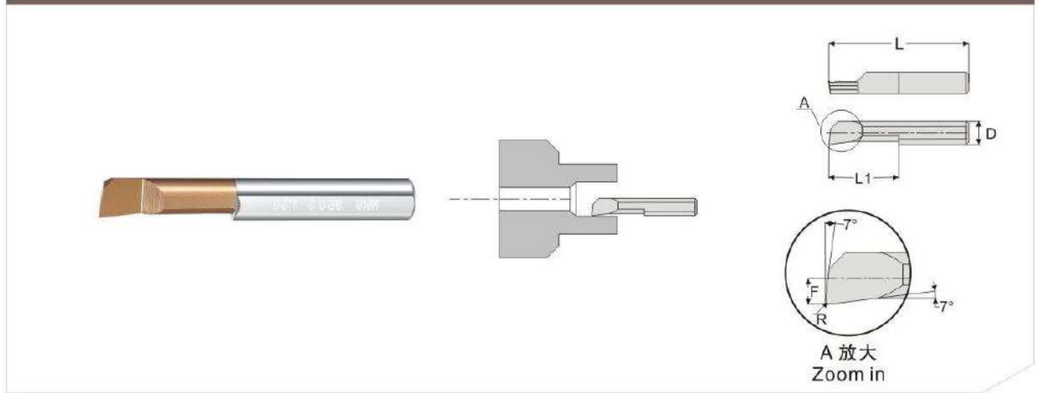

技术参数(Technical parameters)：

D	MODEL	L	L1	R	F	最小孔径 Minimum bore diameter
3.0	MNR 2 R0.15 L5	50	5	0.15	0.8	2.1
	MNR 2 R0.15 L10	50	10	0.15	0.8	2.1
	MNR 3 R0.15 L10	50	10	0.15	1.3	3.1
	MNR 3 R0.15 L15	50	15	0.15	1.3	3.1
	MNR 3 R0.2 L10	50	10	0.2	1.3	3.1
	MNR 3 R0.2 L15	50	15	0.2	1.3	3.1
4.0	MNR 4 R0.15 L10	50	10	0.15	1.7	4.1
	MNR 4 R0.15 L15	50	15	0.15	1.7	4.1
	MNR 4 R0.15 L22	50	20	0.15	1.7	4.1
	MNR 4 R0.2 L10	50	10	0.2	1.7	4.1
	MNR 4 R0.2 L15	50	15	0.2	1.7	4.1
	MNR 4 R0.2 L22	50	20	0.2	1.7	4.1
5.0	MNR 5 R0.1 L15	50	15	0.1	2.2	5.1
	MNR 5 R0.1 L22	50	22	0.1	2.2	5.1
	MNR 5 R0.2 L15	50	15	0.2	2.2	5.1
	MNR 5 R0.2 L22	50	22	0.2	2.2	5.1
6.0	MNR 6 R0.1 L15	50	15	0.1	2.8	6.1
	MNR 6 R0.1 L22	50	22	0.1	2.8	6.1
	MNR 6 R0.2 L15	50	15	0.2	2.8	6.1
	MNR 6 R0.2 L22	50	22	0.2	2.8	6.1
8.0	MNR 7 R0.2 L22	60	22	0.2	3.3	7.1
	MNR 8 R0.2L15	60	15	0.2	3.8	8.1
	MNR 8 R0.2 L25	60	25	0.2	3.8	8.1
10.0	MNR 10 R0.2 L35	75	35	0.2	4.8	10.1

MGR型镗孔加工 MGR type boring

MGR □ B□L□

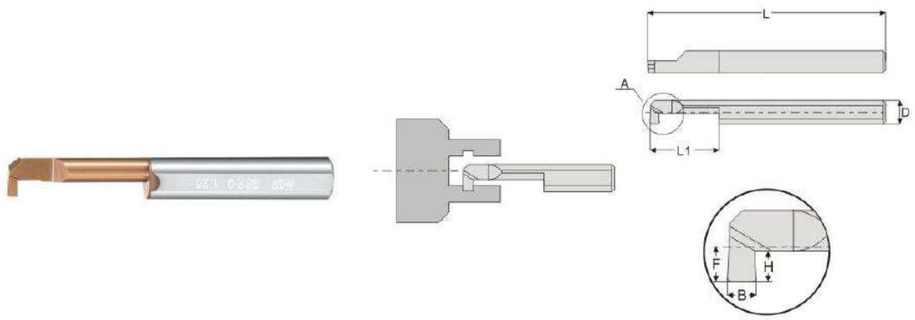

A 放大
Zoom in

技术参数(Technical parameters):

D	MODEL	L	L1	R	F	最小孔径 Minimum bore diameter
4.0	MGR 4 B1.0 L10	50	10	0.15	1.8	4.1
	MGR 4 B1.0 L15	50	15	0.15	1.8	4.1
	MGR 4 B1.5 L10	50	10	0.15	1.8	4.1
	MGR 4 B1.5 L15	50	15	0.15	1.8	4.1
5.0	MGR 5 B1.0 L15	50	15	0.15	2.3	5.1
	MGR 5 B1.0 L22	50	22	0.15	2.3	5.1
	MGR 5 B1.5 L15	50	15	0.15	2.3	5.1
	MGR 5 B1.5 L22	50	22	0.15	2.3	5.1
	MGR 5 B2.0 L15	50	15	0.2	2.3	5.1
	MGR 5 B2.0 L22	50	22	0.2	2.3	5.1
6.0	MGR 6 B1.0 L15	50	15	0.15	2.8	6.1
	MGR 6 B1.0 L22	50	22	0.15	2.8	6.1
	MGR 6 B1.5 L15	50	15	0.15	2.8	6.1
	MGR 6 B1.5 L22	50	22	0.15	2.8	6.1
	MGR 6 B2.0 L15	50	15	0.2	2.8	6.1
	MGR 6 B2.0 L22	50	22	0.2	2.8	6.1
8.0	MGR 8 B1.0 L25	60	25	0.15	3.8	8.1
	MGR 8 B1.5 L25	60	25	0.15	3.8	8.1
	MGR 8 B2.0 L25	60	25	0.2	3.8	8.1

MIR型镗孔加工 MIR type boring

MIR □ A□L□

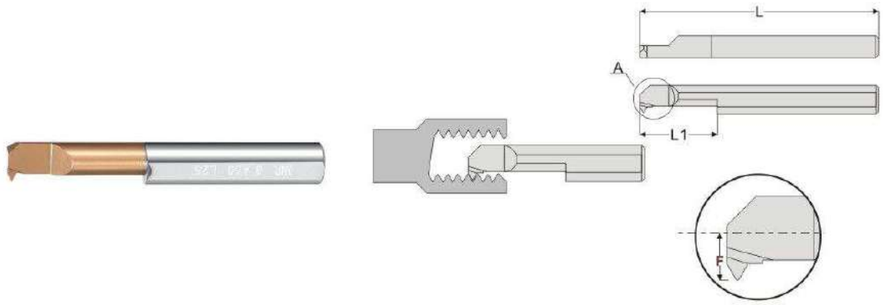

A 放大
Zoom in

技术参数(Technical parameters):

D	MODEL	L	L1	R	F	最小孔径 Minimum bore diameter
3.0	MIR 3 A55 L10	50	10	0.07	1.3	3.1
	MIR 3 A55 L15	50	15	0.07	1.3	3.1
	MIR 3 A60 L10	50	10	0.07	1.3	3.1
	MIR 3 A60 L15	50	15	0.07	1.3	3.1
4.0	MIR 4 A55 L10	50	10	0.07	1.8	4.1
	MIR 4 A55 L15	50	15	0.07	1.8	4.1
	MIR 4 A60 L10	50	10	0.07	1.8	4.1
	MIR 4 A60 L15	50	15	0.07	1.8	4.1
5.0	MIR 5 A55 L15	50	15	0.07	2.3	5.1
	MIR 5 A55 L22	50	22	0.07	2.3	5.1
	MIR 5 A60 L15	50	15	0.07	2.3	5.1
	MIR 5 A60 L22	50	22	0.07	2.3	5.1
6.0	MIR 6 A55 L15	50	15	0.07	2.8	6.1
	MIR 6 A55 L22	50	22	0.07	2.8	6.1
	MIR 6 A60 L15	50	15	0.07	2.8	6.1
	MIR 6 A60 L22	50	22	0.07	2.8	6.1

MFR型镗孔加工 MFR type boring

MFR □ B□L□

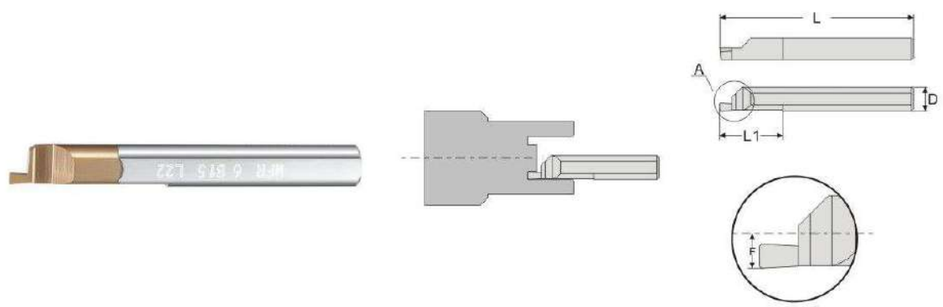

技术参数(Technical parameters):

D	MODEL	L	L1	R	F	最小孔径 Minimum bore diameter
4.0	MFR 4 B1.0 L10	50	10	0.15	1.8	5.0
	MFR 4 B1.0 L15	50	15	0.15	1.8	5.0
5.0	MFR 5 B1.0 L15	50	15	0.15	2.3	6.0
	MFR 5 B1.0 L22	50	22	0.15	2.3	6.0
	MFR 5 B1.5 L15	50	15	0.15	2.3	6.0
	MFR 5 B1.5 L22	50	22	0.15	2.3	6.0
6.0	MFR 6 B1.0 L15	50	15	0.15	2.8	8.0
	MFR 6 B1.0 L22	50	22	0.15	2.8	8.0
	MFR 6 B1.5 L15	50	15	0.15	2.8	8.0
	MFR 6 B1.5 L22	50	22	0.15	2.8	8.0
	MFR 6 B2.0 L15	50	15	0.2	2.8	8.0
	MFR 6 B2.0 L22	50	22	0.2	2.8	8.0

MPR型镗孔加工 MPR type boring

MPR □ A□L□

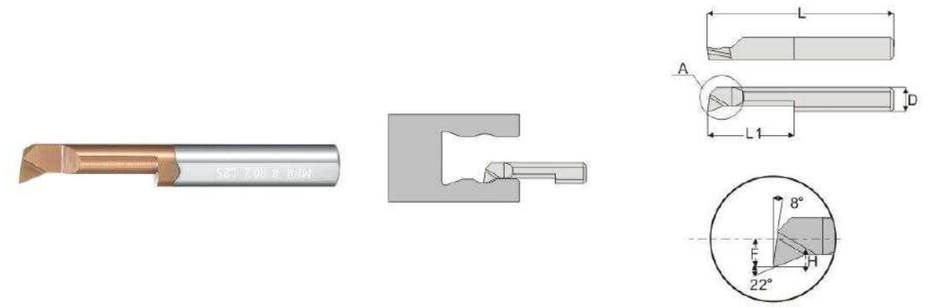

技术参数(Technical parameters):

D	MODEL	L	L1	R	F	最小孔径 Minimum bore diameter
3.0	MPR 2 R0.15 L10	50	10	0.15	0.8	2.1
	MPR 3 R0.2 L15	50	15	0.2	1.2	3.1
4.0	MPR 4 R0.2 L15	50	15	0.2	1.8	4.1
	MPR 4 R0.2 L22	50	22	0.2	1.8	4.1
5.0	MPR 5 R0.2 L15	50	15	0.2	2.2	5.1
	MPR 5 R0.2 L22	50	22	0.2	2.2	5.1
6.0	MPR 6 R0.2 L15	50	15	0.2	2.7	6.1
	MPR 6 R0.2 L22	50	22	0.2	2.7	6.1
8.0	MPR 8 R0.2 L25	60	25	0.2	2.7	8.1

MXR型镗孔加工 MXR type boring

MXR □ B□L□

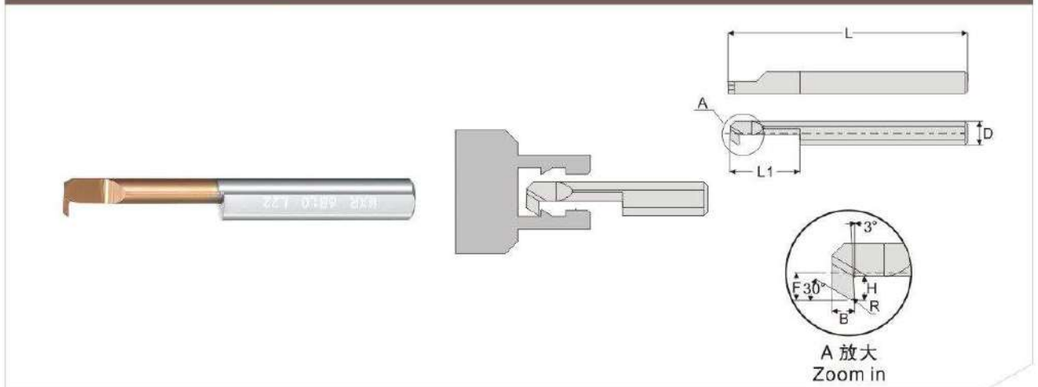

技术参数(Technical parameters):

D	MODEL	L	L1	R	F	最小孔径 Minimum bore diameter
4.0	MXR 4 B1.0 L10	50	10	0.15	1.8	5.0
	MXR 4 B1.0 L15	50	15	0.15	1.8	5.0
5.0	MXR 5 B1.0 L15	50	15	0.15	2.3	6.0
	MXR 5 B1.0 L22	50	22	0.15	2.3	6.0
	MXR 5 B1.5 L15	50	15	0.15	2.3	6.0
	MXR 5 B1.5 L22	50	22	0.15	2.3	6.0
6.0	MXR 6 B1.0 L15	50	15	0.15	2.8	8.0
	MXR 6 B1.0 L22	50	22	0.15	2.8	8.0
	MXR 6 B1.5 L15	50	15	0.15	2.8	8.0
	MXR 6 B1.5 L22	50	22	0.15	2.8	8.0
	MXR 6 B2.0 L15	50	15	0.2	2.8	8.0
	MXR 6 B2.0 L22	50	22	0.2	2.8	8.0

MQR型镗孔加工 MQR type boring

MQR □ R□L□

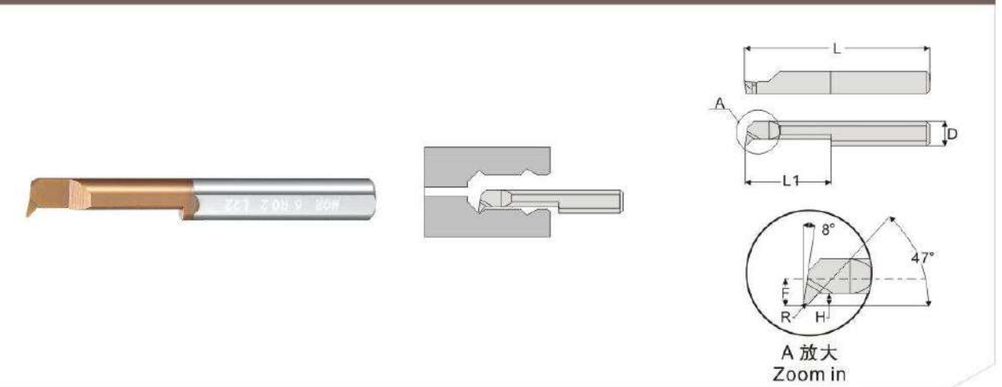

技术参数(Technical parameters):

D	MODEL	L	L1	R	F	最小孔径 Minimum bore diameter
4.0	MQR 4 R0.2 L10	50	10	0.2	1.8	4.1
	MQR 4 R0.2 L15	50	15	0.2	1.8	4.1
5.0	MQR 5 R0.2 L15	50	15	0.2	2.3	5.1
	MQR 5 R0.2 L22	50	22	0.2	2.3	5.1
6.0	MQR 6 R0.2 L15	50	15	0.2	3.3	6.1
	MQR 6 R0.2 L22	50	22	0.2	2.3	6.1

MZR型镗孔加工 MZR type boring

MZR □ R□L□

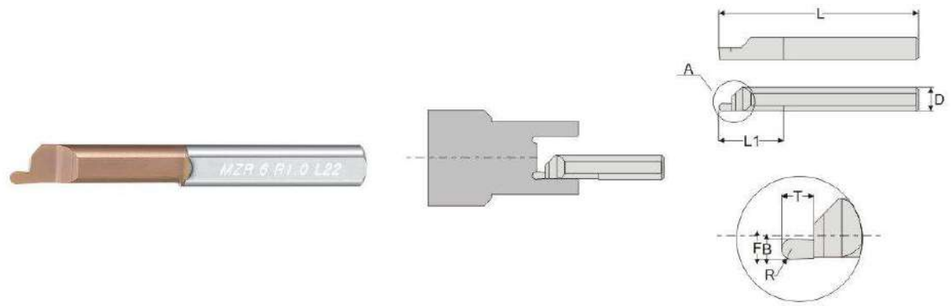

技术参数(Technical parameters)：

D	MODEL	L	L1	R	F	最小孔径 Minimum bore diameter
4.0	MZR 4 R0.5 L10	50	10	0.5	1.8	5.0
	MZR 4 R0.5 L15	50	15	0.5	1.8	5.0
	MZR 4 R0.75 L10	50	10	0.75	1.8	5.0
	MZR 4 R0.75 L15	50	15	0.75	1.8	5.0
5.0	MZR 5 R0.5 L15	50	15	0.5	2.3	6.0
	MZR 5 R0.5 L22	50	22	0.5	2.3	6.0
	MZR 5 R0.75 L15	50	15	0.75	2.3	6.0
	MZR 5 R0.75 L22	50	22	0.75	2.3	6.0
	MZR 5 R1.0 L15	50	15	1.0	2.3	6.0
	MZR 5 R1.0 L22	50	22	1.0	2.3	6.0
6.0	MZR 6 R0.5 L15	50	15	0.5	2.8	8.0
	MZR 6 R0.5 L22	50	22	0.5	2.8	8.0
	MZR 6 R0.75 L15	50	15	0.75	2.8	8.0
	MZR 6 R0.75 L22	50	22	0.75	2.8	8.0
	MZR 6 R1.0 L15	50	15	1.0	2.8	8.0
	MZR 6 R1.0 L22	50	22	1.0	2.8	8.0

MKR型镗孔加工 MKR type boring

MKR □ R□L□

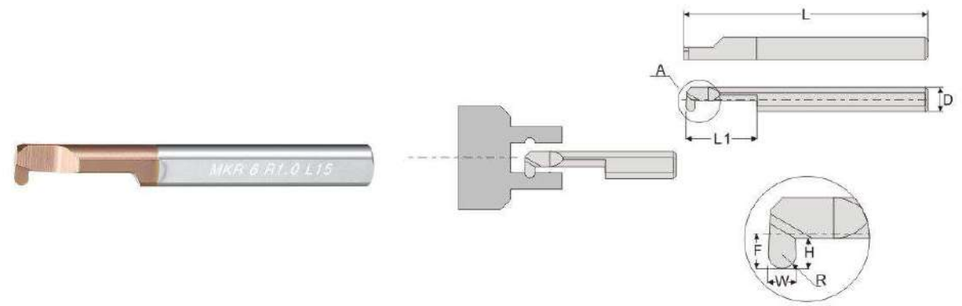

技术参数(Technical parameters)：

D	MODEL	L	L1	R	F	最小孔径 Minimum bore diameter
4.0	MKR 4 R0.5 L10	50	10	0.5	1.8	5.0
	MKR 4 R0.5 L15	50	15	0.5	1.8	5.0
	MKR 4 R0.75 L10	50	10	0.75	1.8	5.0
	MKR 4 R0.75 L15	50	15	0.75	1.8	5.0
5.0	MKR 5 R0.5 L15	50	15	0.5	2.3	6.0
	MKR 5 R0.5 L22	50	22	0.5	2.3	6.0
	MKR 5 R0.75 L15	50	15	0.75	2.3	6.0
	MKR 5 R0.75 L22	50	22	0.75	2.3	6.0
	MKR 5 R1.0 L15	50	15	1.0	2.3	6.0
	MKR 5 R1.0 L22	50	22	1.0	2.3	6.0
6.0	MKR 6 R0.5 L15	50	15	0.5	2.8	8.0
	MKR 6 R0.5 L22	50	22	0.5	2.8	8.0
	MKR 6 R0.75 L15	50	15	0.75	2.8	8.0
	MKR 6 R0.75 L22	50	22	0.75	2.8	8.0
	MKR 6 R1.0 L15	50	15	1.0	2.8	8.0
	MKR 6 R1.0 L22	50	22	1.0	2.8	8.0

刀具组合图 Cutter assembly drawing

SER/L

1	2	3	4	5	6	7
S	E	R	2020	K	16	○

1	装夹方式 Clamping method
D	压板夹固 Press plate clamping
S	螺钉夹固 Screw clamping

2	
E	外螺纹 External
I	内螺纹 Internal

3	
R	右旋 Right-hand
L	左旋 Left-hand

4	
External thread square cutter bar size 外螺纹方刀杆尺寸	2020=20mm × 20mm 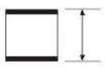
Internal thread inner diameter size 内螺纹内直径尺寸	0020=Durchm. 20mm 

5	刀杆长度(mm) Cutter bar length
D	60
F	80
H	100
K	125
L	140
M	150
P	170
R	200
S	250
T	300
U	350
V	400

6	刀片尺寸 Insert dimension
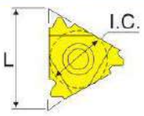	
L	I.C.
06	5/32″
08	3/16″
08U	3/16″ U
11	1/4″
16	3/8″
22	1/2″
22U	1/2″ U
27	5/8″
27	5/8″ U
33	3/4″
33U	3/4″ U

7	
B	带内冷孔 With inner cooling hole
C	硬质合金柄 Carbide shank
V	立式 Vertical
O	精密型 Precision type (O)
D	活顶型 Top-movable type (D)
G	套装型 Sleeved type (G)
U	U型 U type

目录 Contents

SER/L

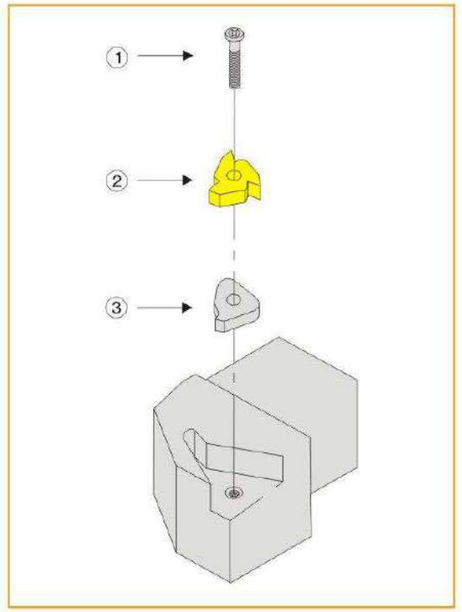

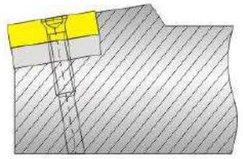

① 垫片螺丝 Shim screw
② 刀片 Insert
③ 垫片 Shim

SER/L

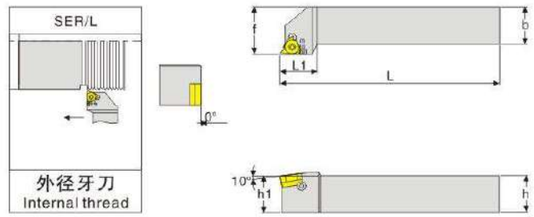

参考 Reference / 注释 Note	刀杆形状 Cutter bar shape	刀片 Insert	适用条件 Applicable conditions						配件 Accessories		
型号 Model			h	b	L	f	h1	L1	 垫片 Shim	 螺丝 Screw	 扳手 Wrench
SER/L	1212H16	16/ER/L□□	12	12	100	16	12	20	–	M3.5×9	T8
	1616H16		16	16	100	20	16	22	STM1603	M3.5×12	T15
	2020K16		20	20	125	25	20	22			
	2525M16		25	25	150	32	25	22			
	3232P16		32	32	170	40	32	22			

螺纹刀 Threading holder

B-SER/L

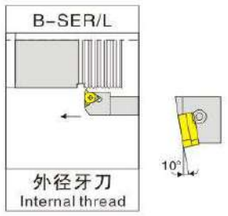

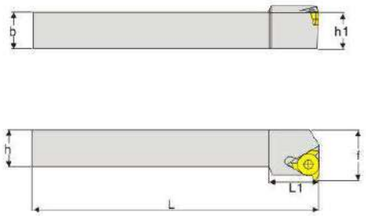

参考 Reference / 注释 Note	刀杆形状 Cutter bar shape	刀片 Insert	适用条件 Applicable conditions						配件 Accessories		
型号 Model			h	b	L	f	h1	L1	垫片 Shim	螺丝 Screw	扳手 Wrench
B-SER/L	1212H16	16/EP/L□□	12	12	100	16	12	20	-	M3.5×9	T15
	1616H16		16	16	100	20	16	22	STM1603	M3.5×12	T15
	2020K16		20	20	125	25	20	22			
	2525M16		25	25	150	32	25	22			
	3232P16		32	32	170	40	32	22			

螺纹刀 Threading holder

DER

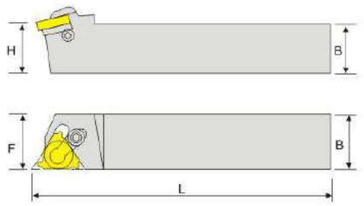

型号 Model		B=H	L	F	夹固螺钉 Clamping screw	压板 Clamp	垫片螺钉 Shim screw	Torx扳手 Torx wrench	右螺纹垫片 Right thread gasket	左螺纹垫片 Left thread gasket
DER1212H16	16	12	100	16	S16	C16	A16S	K16	AE16	AI16
DER1616H16	16	16	100	16	S16	C16	A16S	K16	AE16	AI16
DER2020K16	16	20	125	20	S16	C16	A16S	K16	AE16	AI16
DER2525M16	16	25	150	25	S16	C16	A16S	K16	AE16	AI16
*DER2525M15	22	25	150	25	S22	C22	A22	K22	AE22	AI22

螺纹刀 Threading holder

SER

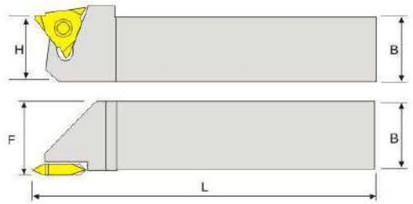

型号 Model		B=H	L	F	夹固螺钉 Clamping screw	Torx扳手 Torx wrench
SER1616H16	16	16	100	18	S16S	K16
SER2020K16	16	20	125	22	S16S	K16
SER2525M16	16	25	150	27	S16S	K16
SER2525M22	22	25	150	27.5	S22S	K22

螺纹刀 Threading holder

SNR/L

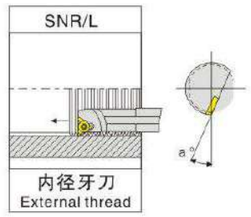

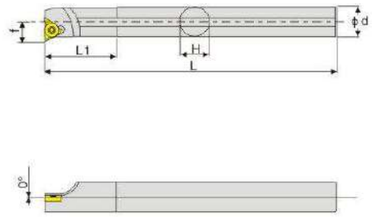

型号 Model		刀片 Insert	适用条件 Applicable conditions							配件 Accessories		
			ϕDmin	ϕD	H	L	L1	f	α°	垫片 Shim	螺丝 Screw	扳手 Wrench
SNR/L	0010K11	11/NR/L□□	ϕ13	ϕ10	9	125	22	7.2	15°		M2.5×6	T8
	0012M11		ϕ15	ϕ12	11	150	22	8.5	15°			
	0013M16	16/NR/L□□	ϕ16	ϕ16	15	150	32	10.2	17°		M3.5×9	T15
	0016M16		ϕ19	ϕ16	15	150	40	11.7	15°			
	0020Q16		ϕ24	ϕ20	19	180	40	13.7	21°	STM1603	M3.5×12	
	0025R16		ϕ29	ϕ25	24	200	45	16.2	21°			
	0032S16		ϕ36	ϕ32	30	250	50	19.7	15°			
	0040T16		ϕ44	ϕ40	38	300	55	23.7	15°			
	0050U16		ϕ54	ϕ50	48	350	60	28.7	15°			

螺纹刀 Threading holder

SIR

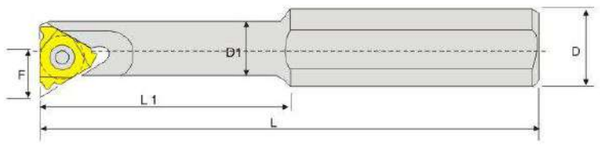

型号 Model		D	D1	最小直径 Min. diameter	L	L1	F	夹固螺钉 Clamping screw	垫片螺钉 Shim screw	Torx扳手 Torx wrench	右螺纹垫片 Right thread gasket	左螺纹垫片 Left thread gasket
*SIR0010M11-A16	11	16	10	12	150	28	7.4	M2.5×6	-	T8	-	-
*SIR0012M11-A16	11	16	12	14	150	32	8.2	M2.5×6	-	T8	-	-
*SIR0013M16-A16	16	16	13	17	150	37	9.2	M3.5×9	-	T15	-	-

螺纹刀 Threading holder

CNR00□□□□

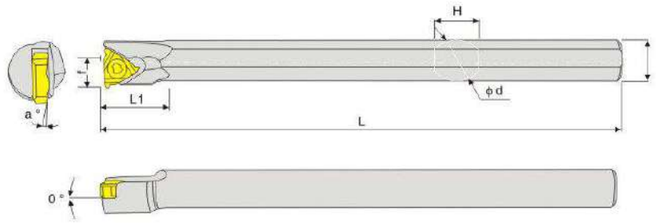

型号 Model	刀片 Insert	规格 Specification							螺丝 Screw	扳手 Wrench
		ϕDmin	ϕd	f	L	L1	H	α°		
CNR0007K08	08NRM□□	ϕ10	ϕ7	5	125	16	6	18°	M2.5×5	T8
CNR0008K08	08NRM□□	ϕ11	ϕ8	5.4	125	16	7	18°		
CNR0010M11	11NRM□□	ϕ13	ϕ10	6.4	150	16	9	15°	M2.5×9	T8
CNR0012M11	11NRM□□	ϕ16	ϕ12	8.5	150	16	11	15°		
CNR0014Q11	11NRM□□	ϕ17	ϕ14	8.9	180	20	13	17°		
CNR0016Q16	16NR□□	ϕ20	ϕ16	10.2	180	20	15	15°	M3.5×9	T15

螺纹刀 Threading holder

DIR

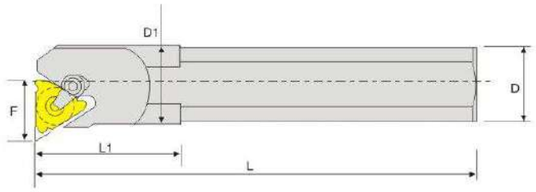

型号 Model		D	D1	最小直径 Min. diameter	L	L1	F	夹固螺钉 Clamping screw	压板 Clamp	垫片螺钉 Shim screw	Torx扳手 Torx wrench	右螺纹垫片 Right thread gasket	左螺纹垫片 Left thread gasket
DIR0020R16	16	20	20	24	170	-	13.7	S16	C16	A16	K16	AI16	AE16
DIR0025R16	16	25	25	29	200	-	16.2	S16	C16	A16	K16	AI16	AE16
DIR0032S16	16	32	32	36	250	-	19.7	S16	C16	A16	K16	AI16	AE16
DIR0025R22	22	25	25	29	200	-	18.1	S22	C22	A22	K22	AI22	AE22
DIR0032R22	22	32	32	38	250	-	20.2	S22	C22	A22	K22	AI22	AE22

槽刀系列
Grooving Holder series

槽刀 Grooving Holder

目录 Contents

MGEHR/L

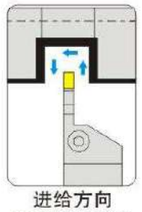

进给方向
Feed direction

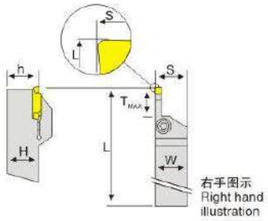

参考 Reference	刀杆形状 Cutter bar shape	适用条件 Applicable conditions	适用刀片 Applicable insert	配件 Accessories	
注释 Note		宽槽，深槽加工 Wide and deep grooving			

(mm)

型号 Model	H=(h)	W	L	S	T_{Max}	适用刀片 Applicable insert	螺丝 Screw	扳手 Wrench
MGEHR1010-2	10	10	110	10.25	10	MGMN200-G MGMN200-M	M5*16	T20
MGEHR1212-2	12	12	115	12.25	10		M4*16	L3
MGEHR1010-3	10	10	110	10.25	10	MGMN300-G MGMN300-M	M5*16	T20
MGEHR1212-3	12	12	115	12.25	10		M4*16	L3
MGEHR1212-4	12	12	115	12.25	10	MGMN400-G MGMN400-M	M4*16	L3
MGEHR1616-4	16	16	115	16.25	17		M6*25	L5
MGEHR/L1616-1.5	16	16	100	16.25	14.5	MGMN150-G	M5×16	L4.0
MGEHR/L2020-1.5	20	20	125	20.25	14.5			
MGEHR/L2525-1.5	25	25	150	25.25	14.5			
MGEHR/L1212-2	12	12	100	14.25	14.5	MGMN200-G MGMN200-M	M6×20	L5.0
MGEHR/L1616-2	16	16	100	16.25	14.5			
MGEHR/L2020-2	20	20	125	20.25	14.5			
MGEHR/L2525-2	25	25	150	25.25	14.5			
MGEHR/L1616-2.5	16	16	100	16.30	16.5	MGMN250-G MGMN250-M	M5×16	L5.0
MGEHR/L2020-2.5	20	20	125	20.30	16.5			
MGEHR/L2525-2.5	25	25	150	25.30	16.5			
MGEHR/L1616-3	16	16	100	16.35	18.5	MGMN300-G MGMN300-□□-M MRMN300-G	M6×25	L5.0
MGEHR/L2020-3	20	20	125	20.4	18			
MGEHR/L2020-3-T10	20	20	125	20.4	10			
MGEHR/L2525-3	25	25	150	25.4	18			
MGEHR/L2525-3-T10	25	25	150	25.4	10			
MGEHR/L3232-3	32	32	170	32.4	18			
MGEHR/L3232-3-T10	32	32	170	32.4	10			
MGEHR/L2020-4	20	20	125	20.4	18	MGMN400-G MGMN400-□□-M MRMN400-G		
MGEHR/L2020-4-T10	20	20	125	20.4	10			
MGEHR/L2525-4	25	25	150	25.4	180			
MGEHR/L2525-4-T10	25	25	150	25.4	10			
MGEHR/L3232-4	32	32	170	32.4	18			
MGEHR/L3232-4-T10	32	32	170	32.4	10			
MGEHR/L2020-5	20	20	150	20.5	23	MGMN500-G MGMN500-□□-M MRMN500-G		
MGEHR/L2020-5-T15	20	20	150	20.5	15			
MGEHR/L2525-5	25	25	150	25.5	23			
MGEHR/L2525-5-T15	25	25	150	25.5	15			
MGEHR/L3232-5	32	32	170	32.5	23			
MGEHR/L3232-5-T15	32	32	170	32.5	15			

MGEHR/L

参考 Reference	刀杆形状 Cutter bar shape	适用条件 Applicable conditions	适用刀片 Applicable insert	配件 Accessories	
注释 Note		宽槽，深槽加工 Wide and deep grooving			

(mm)

型号 Model	H=(h)	W	L	S	T_{Max}	适用刀片 Applicable insert	螺丝 Screw	扳手 Wrench
MGEHR/L2020-6	20	20	125	20.6	23	MGMN600-M MGMN600-□□-M MRMN600-M	M6×25	L5.0
MGEHR/L2020-6-T15	20	20	125	20.6	15			
MGEHR/L2525-6	25	25	150	25.6	23			
MGEHR/L2525-6-T15	25	25	150	25.6	15			
MGEHR/L3232-6	32	32	170	32.6	23			
MGEHR/L3232-6-T15	32	32	170	32.6	15			
MGEHR/L2525-8	25	25	150	26.1	28	MGMN800-M		
MGEHR/L2525-8-T15	25	25	150	26.1	15			
MGEHR/L3232-8	32	32	170	33.1	25			
MGEHR/L3232-8-T15	32	32	170	33.1	16			
MGEHR/L2525-6A	25	25	150	25.6	23	MGMN600-A		
MGEHR/L2525-6A-T15	25	25	150	25.6	15			
MGEHR/L3232-6A	32	32	170	32.6	23			
MGEHR/L3232-6A-T15	32	32	170	32.6	15			
MGEHR/L2525-8A	25	25	150	26.1	28	MGMN800-A		
MGEHR/L2525-8A-T15	25	25	150	26.1	16			
MGEHR/L3232-8A	32	32	170	33.1	28			
MGEHR/L3232-8A-T15	32	32	170	33.1	15			

MGIVR/L

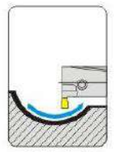

进给方向
Feed direction

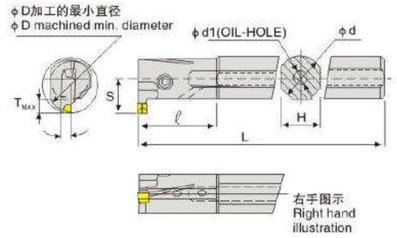

参考 Reference	刀杆形状 Cutter bar shape	适用条件 Applicable conditions	适用刀片 Applicable insert	配件 Accessories	
注释 Note		宽槽，深槽加工 Wide and deep grooving			

(mm)

型号 Model	ϕD	ϕd	L	ℓ	T_{Max}	H	S	适用刀片 Applicable insert	螺丝 Screw	扳手 Wrench
MGIVR/L2016-1.5	20	16	125	35	4	15	11.3	MGMN150-G	M5×13	L2.5
MGIVR/L2520-1.5	25	20	150	45	4	18	13.1		M5×17	L4.0
MGIVR/L2925-1.5	29	25	200	45	4	23	16.2			
MGIVR/L2016-2	20	16	125	35	5	15	12.4	MGMN200-G MGMN200-M	M5×13	L2.5
MGIVR/L2520-2	25	20	150	45	5	18	14.0			L2.5
MGIVR/L2925-2	29	25	200	45	5	23	17.2			
MGIVR/L2016-2.5	20	16	125	35	6	15	12.5	MGMN250-G MGMN250-M	M5×13	L4.0
MGIVR/L2520-2.5	25	20	150	45	6	18	15.1			L2.5
MGIVR/L2925-2.5	29	25	200	45	6	23	18.2			

槽刀 Grooving Holder

MGIVR/L

参考 Reference	刀杆形状 Cutter bar shape	适用条件 Applicable conditions	适用刀片 Applicable insert	配件 Accessories	
注释 Note		宽槽，深槽加工 Wide and deep grooving			

(mm)

型号 Model	ϕD	ϕd	L	ℓ	T_{Max}	H	S		螺丝 Screw	扳手 Wrench
MGIVR/L2520-3	25	20	150	45	6	18	15.6	MGMN300-M MGMN300-□□-M MRMN300-M	M5×17	L4.0
MGIVR/L3125-3	31	25	200	45	6	23	18.9			
MGIVR/L3732-3	37	32	250	65	6	30	21.5			
MGIVR/L2520-4	35	20	150	45	6	18	12.6	MGMN400-M MGMN400-□□-M MRMN400-M		
MGIVR/L3125-4	31	25	200	45	6	23	18.9			
MGIVR/L3732-4	37	32	250	65	6	30	21.5			
MGIVR/L3125-5	31	25	200	45	8	23	19.4	MGMN500-M MGMN500-□□-M MRMN500-M		
MGIVR/L3732-5	37	32	250	65	8	30	21.5			
MGIVR/L3125-6	31	23	200	45	8	23	19.4	MGMN600-M MGMN600-□□-M MRMN600-M		
MGIVR/L3732-6	37	32	250	65	8	30	21.5			
MGIVR/L3732-8	37	32	250	65	10	30	23.4	MRMN800-M		
MGIVR/L4540-8	45	40	300	70	10	37	27.2			
MGIVR/L3732-6A	31	25	200	45	8	23	19.4	MRMN600-A		
MGIVR/L4540-6A	37	32	250	65	8	30	21.5			
MGIVR/L3732-8A	37	32	250	65	10	30	23.4	MRMN800-A		
MGIVR/L4540-8A	45	40	300	70	10	37	27.2			

槽刀 Grooving Holder

DBH

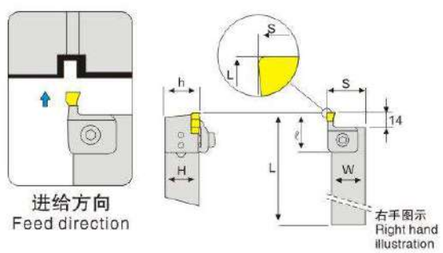

参考 Reference	刀杆形状 Cutter bar shape	适用条件 Applicable conditions	适用刀片 Applicable insert	配件 Accessories				
注释 Note		宽槽，深槽加工 Wide and deep grooving	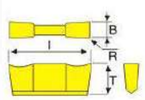	压板 Clamp	压板螺丝 Clamping screw	螺丝 Screw	刀座 Cutter seat	扳手 Wrench

(mm)

型号 Model	H=(h)	W	L	ℓ	S							
DBH320R/L	20	20	150	40	22.3*	22.8*	DB300,*400** DC300,400	CGH5R1	M5×17	MHB0410	LD34	L3.0 L4.0
DBH325R/L	25	25	150	40	27.3	27.8						
DBH520R/L	20	20	150	40	23.8	24.3	DB500,600 DC500	CGH5R2		MHB0410	LD56	L3.0 L4.0
DBH525R/L	25	25	150	40	28.8	29.3						
DBH720R/L	20	20	150	40	25.8	26.6	DB700,800	CGH5R3		MHB0410	LD78	L3.0 L4.0
DBH725R/L	25	25	150	40	30.8	31.3						

槽刀 Grooving Holder

FGHH/FGVH

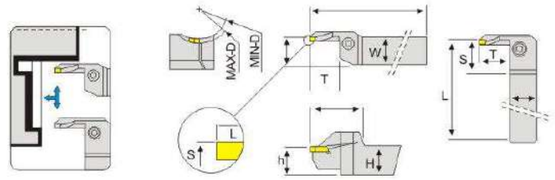

参考 Reference	刀杆形状 Cutter bar shape	适用条件 Applicable conditions	适用刀片 Applicable insert	配件 Accessories	
注释 Note		宽槽，深槽加工 Wide and deep grooving			

(mm)

型号 Model	H=(h)	W	L	S	T_{Max}	最大 Max	最小 Min		螺丝 Screw	扳手 Wrench
FGHH/FGVH 320R-20/36	20	20	125	20.6	8	20	36	FMM300R-03	M6×25	L5.0
25/30	20	20	125	20.6	12	25	30			
30/35	20	20	125	20.6	12	30	35			
30/50	20	20	125	20.6	12	30	50			
35/48	20	20	125	20.6	12	35	48			
48/60	20	20	125	20.6	22	48	60	FGD300R-03 FGM300R-03		
50/100	20	20	125	20.6	15	50	100			
60/75	20	20	125	20.6	22	60	75			
75/100	20	20	125	20.6	22	75	100			
80/160	20	20	125	20.6	17	80	160			
100/140	20	20	125	20.6	22	100	140			
160/400	20	20	125	20.6	17	160	400			
200/800	20	20	125	20.6	19	200	800			
FGHH/FGVH 325R-20/36	20	20	150	25.6	8	20	36	FMM300R-03		
25/30	25	25	150	25.6	12	25	30			
30/35	25	25	150	25.6	12	30	35			
30/50	20	20	150	25.6	12	30	50			
35/48	25	25	150	25.6	12	35	48			
48/60	25	25	150	25.6	22	48	60	FGD300R-03 FGM300R-03		
50/100	20	20	150	25.6	15	50	100			
60/75	25	25	150	25.6	22	60	75			
75/100	25	25	150	25.6	22	75	100			
80/160	20	20	150	25.6	17	80	160			
100/140	25	25	150	25.6	22	100	140			
160/400	20	20	150	25.6	17	160	400			
200/800	20	20	150	25.6	19	200	800			
FGHH/FGVH 420R-20/36	20	20	125	20.6	8	20	36	FMM400R-04		
25/30	20	20	125	20.6	12	25	30			
30/35	20	20	125	20.6	12	30	35			
30/50	20	20	125	20.6	12	30	50			
35/48	20	20	125	20.6	12	35	48			
48/60	20	20	125	20.6	25	48	60	FGD400R-04 FGM400R-04		
50/100	20	20	125	20.6	15	50	100			
60/75	20	20	125	20.6	25	60	75			

槽刀 Grooving Holder

FGHH/FGVH

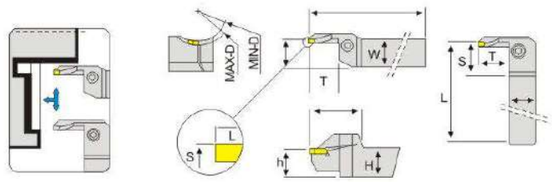

参考 Reference	刀杆形状 Cutter bar shape	适用条件 Applicable conditions	适用刀片 Applicable insert	配件 Accessories	
注释 Note		宽槽，深槽加工 Wide and deep grooving			

(mm)

型号 Model	H=(h)	W	L	S	T_{Max}	最大 Max	最小 Min		螺丝 Screw	扳手 Wrench
75/100	20	20	125	20.6	25	75	100	FGD400R-04 FGM400R-04	M6×25	L5.0
80/160	20	20	125	20.6	17	80	160			
100/140	20	20	125	20.6	25	100	140			
160/400	20	20	125	20.6	17	160	400			
200/800	20	20	125	20.6	19	200	800			
FGHH/FGVH 425R-20/36	25	25	150	25.6	8	20	36	FMM400R-04		
25/30	20	20	150	20.6	12	25	30			
30/35	25	25	150	25.6	12	30	35			
30/50	20	20	150	25.6	12	30	50			
35/48	25	25	150	25.6	12	35	48			
48/60	25	25	150	25.6	25	48	60	FGD400R-04 FGM400R-04		
50/100	20	20	150	25.6	15	50	100			
60/75	25	25	150	25.6	25	60	75			
75/100	25	25	150	25.6	25	75	100			
80/160	20	20	150	25.6	17	80	160			
100/140	20	20	150	25.6	25	100	140			
160/400	20	20	150	25.6	17	160	400			
200/800	20	20	150	25.6	19	200	800			
FGHH/FGVH 520R-25/30	20	20	125	20.6	12	25	30	FMM500R-04		
30/35	20	20	125	20.6	12	30	35			
35/40	20	20	125	20.6	20	35	40			
40/48	20	20	125	20.6	20	40	48			
48/60	20	20	125	20.6	25	48	60	FGD500R-04 FGM500R-04		
60/75	20	20	125	20.6	25	60	75			
75/140	20	20	125	20.6	25	75	100			
100/140	20	20	125	20.6	25	100	140			
FGHH/FGVH 525R-25/30	25	25	150	25.6	12	25	30	FMM500R-04		
30/35	25	25	150	25.6	12	30	35			
35/40	25	25	150	25.6	20	35	40			
40/48	25	25	150	25.6	20	40	48			
48/60	25	25	150	25.6	25	48	60	FGD500R-04 FGM500R-04		
60/75	25	25	150	25.6	25	60	75			
75/140	25	25	150	25.6	25	75	100			
100/140	25	25	150	25.6	25	100	140			

槽刀 Grooving Holder

ZQ□□R/L

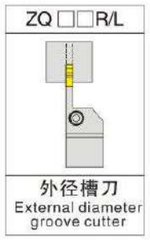

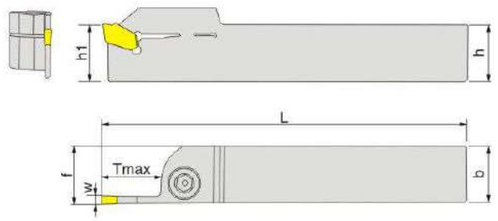

参考 Reference	刀杆形状 Cutter bar shape	适用条件 Applicable conditions	适用刀片 Applicable insert	配件 Accessories	
注释 Note		宽槽，深槽加工 Wide and deep grooving			

(mm)

型号 Model	w	b	h	L	h1	f	Tmax		螺丝 Screw	扳手 Wrench
ZQ1616R/L-03	3.125	16	16	100	16	16.4	18	SP300	M5×25	L4
ZQ2020R/L-03	3.125	20	20	125	20	20.4	20			
ZQ2525R/L-03	3.125	25	25	150	25	25.4	20			
ZQ3225R/L-03	3.125	25	32	170	32	25.4	25			
ZQ1616R/L-04	4.125	16	16	100	16	16.4	18	SP400	M6×25	L5
ZQ2020R/L-04	4.125	20	20	125	20	20.4	20			
ZQ2525R/L-04	4.125	25	25	150	25	25.4	20			
ZQ3225R/L-04	4.125	32	32	170	32	25.4	25			
ZQ2525R/L-05	5.125	25	25	150	25	25.5	25	SP500	M6×25	L5
ZQ3232R/L-05	5.125	32	32	170	32	32.5	25			
ZQ2525R/L-06	6.4	25	25	150	25	25.5	32	SP600	M6×25	L5
ZQ3232R/L-06	6.4	32	32	170	32	32.5	32			

槽刀 Grooving Holder

SGTR/L

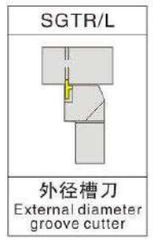

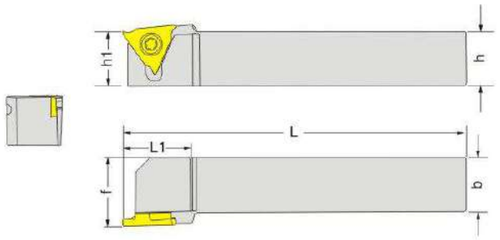

型号 Model	刀片 Insert	适用条件 Applicable conditions							配件 Accessories	
		w	b	h	L	L1	h1	f	 螺丝 Screw	 扳手 Wrench
SGTR/L1616H16	GTR/L32	0.33-2.5	16	16	100	22	16	20	M4×10	T15
SGTR/L2020K16		0.33-2.5	20	20	125	26	20	25		
SGTR/L2525M16		0.33-2.5	25	25	150	26	25	32		
SGTR/L2020K22-1	GTR/L43125-185	1.25-1.85	20	20	125	26	20	25	M5×12	T20
SGTR/L2020K22-2	GTR/L43200-280	2.0-2.8	20	20	125	26	20	25		
SGTR/L2020K22-3	GTR/L43300-450	3.0-4.5	20	20	125	26	20	25		
SGTR/L2525M22-1	GTR/L43125-185	1.25-1.85	25	25	150	26	25	32		
SGTR/L2525M22-2	GTR/L43200-280	2.0-2.8	25	25	150	26	25	32		
SGTR/L2525M22-3	GTR/L43300-450	3.0-4.5	25	25	150	26	25	32		

槽刀 Grooving Holder

CGBR/L

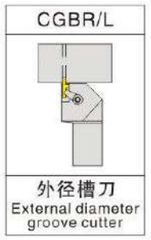

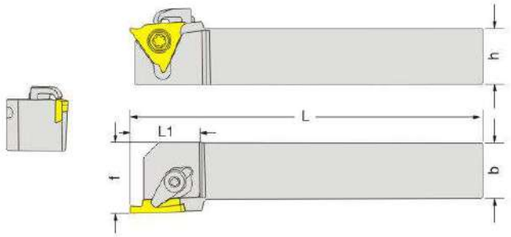

参考 Reference	刀杆形状 Cutter bar shape	适用条件 Applicable conditions	适用刀片 Applicable insert	配件 Accessories		
注释 Note		宽槽，深槽加工 Wide and deep grooving				

(mm)

型号 Model	w	b	h	L	L1	h1	f		压板 Clamp	螺丝 Screw	扳手 Wrench
CGBR/L1616H16	0.5–2.5	16	16	100	22	16	20	GB32R/L	HL1808	M3.5 × 10 ML0520	T20 L2.5
CGBR/L2020K16	0.5–2.5	20	20	125	26	20	25				
CGBR/L2525M16	0.5–2.5	25	25	150	26	25	32				
CGBR/L2020K22–1	1.25–1.85	20	20	125	26	20	25	GB43R/L125–185	HL1808	M5 × 12 ML0520	T20 L2.5
CGBR/L2020K22–2	2.0–2.8	20	20	125	26	20	25	GB43R/L200–280			
CGBR/L2020K22–3	3.0–4.5	20	20	125	26	20	25	GB43R/L300–450			
CGBR/L2525M22–1	1.25–1.85	25	25	150	26	25	32	GB43R/L125–185			
CGBR/L2525M22–2	2.0–2.8	25	25	150	26	25	32	GB43R/L200–280			
CGBR/L2525M22–3	3.0–4.5	25	25	150	26	25	32	GB43R/L300–450			

槽刀 Grooving Holder

SPB



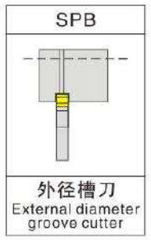

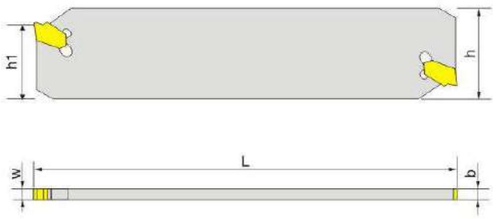

型号 Model	刀片 Insert	规格 Specification				
		w	b	h	L	h1
SPB26–2	SP200,200R/L	2	1.6	26	26	21
SPB26–3	ZQM × 3N–11–1E SP300,300R/L	3	2.4	26	26	21
SPB26–4	ZQM × 4N–11–1E SP400,400R/L	4	3.2	26	26	21
SPB26–5	ZQM × 5N–11–1E SP500,500R/L	5	4.2	26	26	21
SPB32–2	SP200,200R/L	2	1.6	32	32	27
SPB32–3	ZQM × 3N–11–1E SP300,300R/L	3	2.4	32	32	27
SPB32–4	ZQM × 4N–11–1E SP400,400R/L	4	3.2	32	32	27
SPB32–5	ZQM × 5N–11–1E SP500,500R/L	5	4.2	32	32	27
SPB32–6	ZQM × 6N–11–1E SP600,600R/L	6	5.2	32	32	27

槽刀 Grooving Holder

SMBB

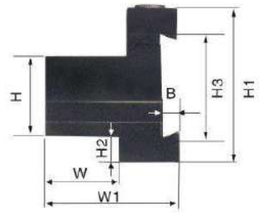



型号 Model	规格 Specification									扳手 Wrench
	H	W	H3	L	H1	H2	W1	B	M	
SMBB1626	16	12	26	86	43	13	30	5.3	3–M6	L5
SMBB2026	20	19				9				
SMBB2032			32	100	50	13	38			
SMBB2526	25	23	26	86	43	4	42		4–M6	
SMBB2532			32	110	50	8				
SMBB3232	32	30			54	5	30			

槽刀 Grooving Holder

SNGR/L

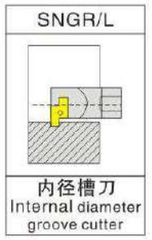

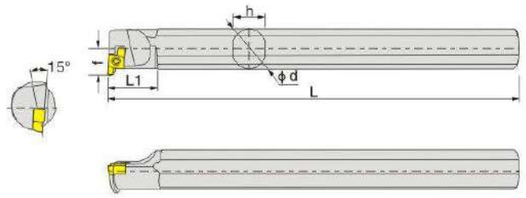

型号 Model	刀片 Insert	适用条件 Applicable conditions						配件 Accessories	
		Tmax	ϕd	F	L1	L	H	 螺丝 Screw	 扳手 Wrench
S08H–SNGR/L06	6GR/L	2	8	4.7	15	100	7	M2.2 × 4	T7
S08H–SNGR/L07	7GR/L	2	8	5.8	15	100	7	M2.5 × 6	T7
S10K–SNGR/L07	7GR/L	2	10	6.8	15	125	8	M2.5 × 6	T7
S10K –SNGR/L08	8GR/L	3.5	10	7.6	20	125	8	M2.5 × 6	T7
S12M–SNGR/L08	8GR/L	3.5	12	8.6	20	150	11	M2.5 × 6	T7
S16Q–SNGR/L09	9GR/L	3.5	16	11.6	20	180	14.8	M2.5 × 6	T8
S20R–SNGR/L09	9GR/L	3.5	20	13.6	20	200	18.4	M2.5 × 6	T8
H08H–SNGR/L06	6GR/L	2	8	4.7	15	100	7	M2.2 × 4	T7
H08H–SNGR/L07	7GR/L	2	8	5.8	15	100	7	M2.5 × 6	T7
H10K–SNGR/L07	7GR/L	2	10	6.8	15	125	8	M2.5 × 6	T7
H10K–SNGR/L08	8GR/L	3.5	10	7.6	20	125	8	M2.5 × 6	T7
H12M–SNGR/L08	8GR/L	3.5	12	8.6	20	150	11	M2.5 × 6	T7
H16Q–SNGR/L09	9GR/L	3.5	16	11.6	20	180	14.8	M2.5 × 6	T8
H20R–SNGR/L09	9GR/L	3.5	20	13.6	20	200	18.4	M2.5 × 6	T8

槽刀 Grooving Holder

SGB□□R/L

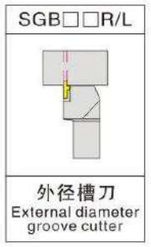

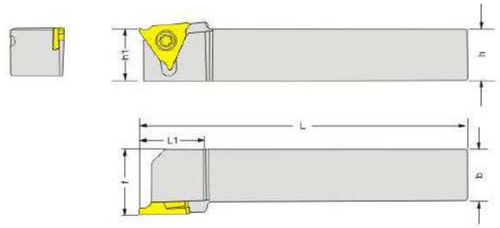

型号 Model	刀片 Insert	规格 Specification							螺丝 Screw	扳手 Wrench
		w	b	h	L	L1	h1	f		
SGBR/L1616H16	GBR/L32	0.33–2.5	16	16	100	22	16	20	M4×10	T15
SGBR/L2020K16		0.33–2.5	20	20	125	26	20	25		
SGBR/L2525M16		0.33–2.5	25	25	150	26	25	32		
SGBR/L1616H22-1	GBR/L43125–185	1.25–1.85	16	16	100	26	16	20	M5×12	T20
SGBR/L1616H22-2	GBR/L43200–280	2.0–2.8	16	16	100	26	16	20		
SGBR/L1616H22-3	GBR/L43300–450	3.0–4.5	16	16	100	26	16	20		
SGBR/L2020K22-1	GBR/L43125–185	1.25–1.85	20	20	125	26	20	25	M5×12	T20
SGBR/L2020K22-2	GBR/L43200–280	2.0–2.8	20	20	125	26	20	25		
SGBR/L2020K22-3	GBR/L43300–450	3.0–4.5	20	20	125	26	20	25		
SGBR/L2525M22-1	GBR/L43125–185	1.25–1.85	25	25	150	26	25	32		
SGBR/L2525M22-2	GBR/L43200–280	2.0–2.8	25	25	150	26	25	32		
SGBR/L2525M22-3	GBR/L43300–450	3.0–4.5	25	25	150	26	25	32		

槽刀 Grooving Holder

CGB□□R/L

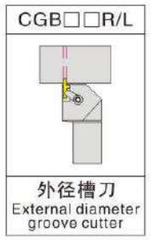

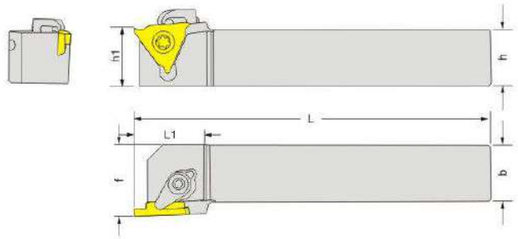

型号 Model	刀片 Insert	规格 Specification							压板 Clamp	螺丝 Screw	扳手 Wrench
		w	b	h	L	L1	h1	f			
CGBR/L1616H16	GB32R/L	0.5–2.5	16	16	100	22	16	20	HL1808	M3.5×10 ML0520	T20 L2.5
CGBR/L2020K16		0.5–2.5	20	20	125	26	20	25			
CGBR/L2525M16		0.5–2.5	25	25	150	26	25	32			
CGBR/L1616H22-1	GB43R/L125–185	1.25–1.85	16	16	100	26	16	20	HL1808	M5×12 ML0520	T20 L2.5
CGBR/L1616H22-2	GB43R/L200–280	2.0–2.8	16	16	100	26	16	20			
CGBR/L1616H22-3	GB43R/L300–450	3.0–4.5	16	16	100	26	16	20			
CGBR/L2020K22-1	GB43R/L125–185	1.25–1.85	20	20	125	26	20	25			
CGBR/L2020K22-2	GB43R/L200–280	2.0–2.8	20	20	125	26	20	25			
CGBR/L2020K22-3	GB43R/L300–450	3.0–4.5	20	20	125	26	20	25			
CGBR/L2525M22-1	GB43R/L125–185	1.25–1.85	25	25	150	26	25	32			
CGBR/L2525M22-2	GB43R/L200–280	2.0–2.8	25	25	150	26	25	32			
CGBR/L2525M22-3	GB43R/L300–450	3.0–4.5	25	25	150	26	25	32			

槽刀 Grooving Holder

KTGFR/L

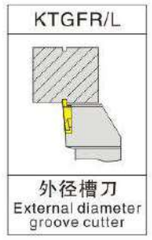

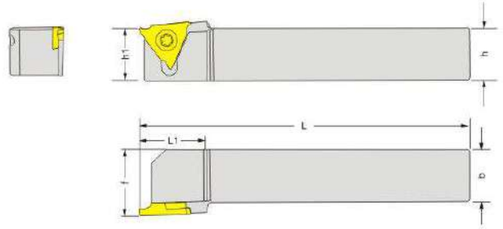

型号 Model	刀片 Insert	规格 Specification							螺丝 Screw	扳手 Wrench
		w	b	h	L	h1	f	L1		
KTGFR/L1616H-16F	TGF32R/L	0.75–2.0	16	16	100	16	16	22	M3.5×10	T15
KTGFR/L2020K-16F			20	20	125	20	20	26		
KTGFR/L2525M-16F			25	25	150	25	25	26		
KTGFR/L1616H-16			16	16	100	16	20	22		
KTGFR/L2020K-16			20	20	125	20	25	26		
KTGFR/L2525M-16			25	25	150	25	32	26		
KTGFR/L1616H-22	TG43R/L	1.25–4.5	16	16	100	16	20	27	M5×12	T20
KTGFR/L2020K-22			20	20	125	20	25	27		
KTGFR/L2525M-22			25	25	150	25	32	27		

槽刀 Grooving Holder

STGFS

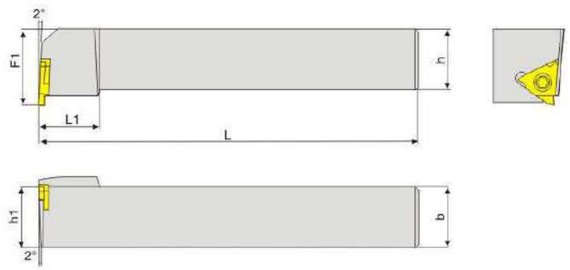

型号 Model	刀片 Insert	适用条件 Applicable conditions						配件 Accessories	
		h	b	F1	h1	L2	L	螺丝 Screw	扳手 Wrench
STGFSR/L1616H16	TGFL/R32	16	16	20	16	20	100	M4x10	T15
STGFSR/L2020K16		20	20	25	20	22	125		
STGFSR/L2525M16		25	25	32	25	25	150		
STGFSR/L2020K22	TGFL/R43	20	20	25	20	25	125	M5x10.5	T20
STGFSR/L2525M22		25	25	32	25	28	150		

槽刀 Grooving Holder

S-KTGFR/L

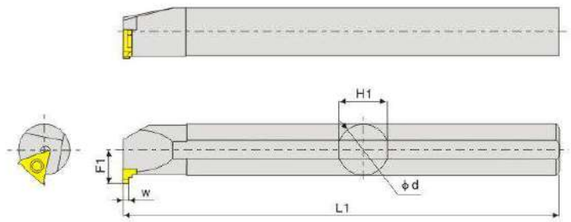

型号 Model	刀片 Insert	适用条件 Applicable conditions					配件 Accessories	
		Tmax	Dim	Φd	L	H	螺丝 Screw	扳手 Wrench
S16Q-KTGFR/L16	TGF32L/R	2.5	20	16	180	14.5	M4x10	T15
S20R-KTGFR/L16		2.5	25	20	200	18.4		
S25S-KTGFR/L16		2.5	30	25	250	23		
S32T-KTGFR/L16		2.5	38	32	300	30		

槽刀 Grooving Holder

SMP05-□-□-TGF32T□-160

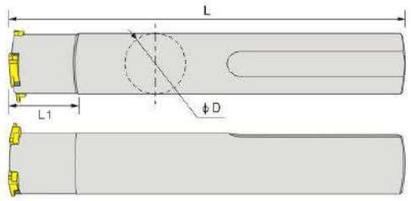

型号 Model	刀片 Insert	规格 Specification					螺钉 Screw	扳手 Wrench
		L	L1	ΦD	Φd	Tmax		
SMP05-016-XP20-TGF32T1-160	GBR/L32	160	65	20	11	16	M4*8	T15
SMP05-020-XP20-TGF32T1-160		160	65	20	14	20		
SMP05-032-XP25-TGF32T3-160		160	26	25	24.6	31		

刀套 Tool sleeve

2020-口带扁刀套 (with flat tool sleeve at the mouth)

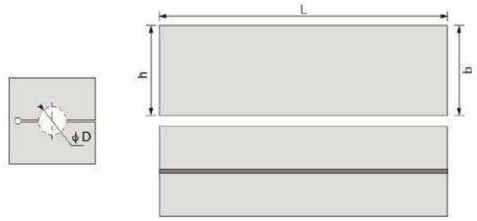

型号 Model	规格 Specification			
	ΦD	b	h	L
1616-06	6	16	16	80
1616-07	7	16	16	80
1616-08	8	16	16	80
1616-10	10	16	16	80
2020-06	6	20	20	80
2020-07	7	20	20	80
2020-08	8	20	20	80
2020-10	10	20	20	80
2020-12	12	20	20	80
2020-14	14	20	20	80

目录 Contents

B-SABSL□□□JX40F

型号 Model	刀片 Insert	规格 Specification						螺钉 Screw	扳手 Wrench
		b	h	L	h1	f	Tmax		
B-SABSL0808JX40F	ABS15R/L40-□□	8	8	100	8	16.6	4.2	M3*8	T8
B-SABSL1010JX40F		10	10	110	10	10	4.2		
B-SABSL1212JX40F		12	12	120	12	17.6	4.2		

SABSL



型号 Model	刀片 Insert	规格 Specification						螺钉 Screw	扳手 Wrench
		b	h	L	h1	f	Tmax		
SABSL0808JX40F	ABS15R/L40-□□	8	8	100	8	8	4.2	M3*8	T8
SABSL1010JX40F		10	10	110	10	10	4.2		
SABSL1212JX40F		12	12	120	12	12	4.2		

走心机 Precision automatic lathe

SABW-50F型(type) (切刃宽度4.7/1次走刀5mm MAX) (cutting blade width 4.7/1 tool path 5mm MAX)



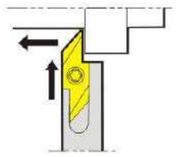

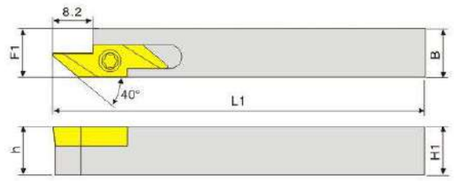

- 图示为右手方向(R)
- The Fig. shows the right hand direction (R)

刀杆尺寸 Cutter bar dimension

型号 Model	库存 Stock	尺寸(mm) H1=h	H2	B	L1	L2	F1		Standard tool nose angle 标准刀尖角 Rε(r)	零件 Parts 紧固螺丝 Fixing screw	扳手 Wrench
SABEWR1010JX-50F	●	10		10			10.2				
SABEWR1212JX-50F	●	12	–	12	120	–	12.2		0.15	SB-3080TR	FT-10
SABEWR1616JX-50F	●	16		16			16.2				
SABWR2020K-50F	●	20	–	20	125	–	20.2		0.15	SB-3080TR	FT-10

适用刀片 Applicable insert

形状 Shape	型号 Model	刀尖角R Tool nose angle R (rε:mm)
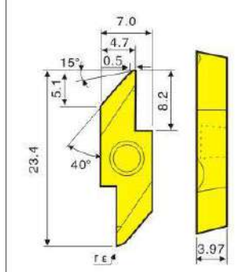	ABW23R5005 23R5015	0.05 0.15
	ABW23R5005M 23R5015M	<0.05 <0.15

适用范围
Applicable range

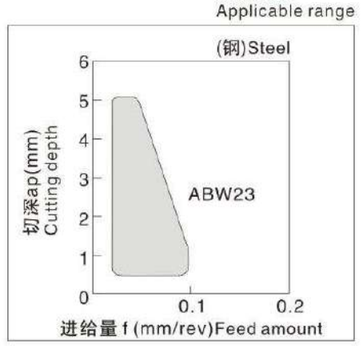

走心机 Precision automatic lathe

CTPAR/L

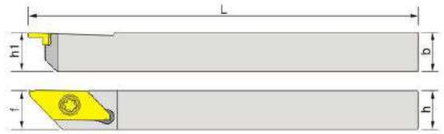

型号 Model	刀片 Insert	规格 Specification b	h	L	h1	f	Tmax	螺钉 Screw	扳手 Wrench
CTPAR/L08	CTP07-20FR/L□	8	8	100	8	8	5.5	M4*10	T15
CTPAR/L10	CTPAX15-20FR/L□	10	10	110	10	10	5.5		
CTPAR/L12		12	12	120	12	12	5.5		

走心机 Precision automatic lathe

MGEHR□□□-J

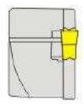



型号 Model	刀片 Insert	规格 Specification b	h	L	h1	f	Tmax	螺钉 Screw	扳手 Wrench
MGEHR1212-J1.5D24	MGMN150-M	12	12	110	12	12	24	M4*12	T15
MGEHR1212-J2D24	MGMN200-M	12	12	110	12	12	24		
MGEHR1212-J2.5D30	MGMN250-M	12	12	110	12	12	30		
MGEHR1212-J3D28	MGMN300-M	12	12	110	12	12	28		

走心机 Precision automatic lathe

SDJCR/L□□□J

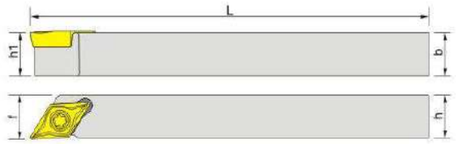

型号 Model	刀片 Insert	规格 Specification						螺钉 Screw	扳手 Wrench
		b	h	L	h1	f	Tmax		
SDJCR/L0808JX11N	DCMG11T304-□□	8	8	100	8	12.5	/	M4*6	T15
SDJCR/L1010JX11N		10	10	110	10	12.5	/	M4*8	
SDJCR/L1212JX11N		12	12	110	12	12.5	/	M4*10	

走心机 Precision automatic lathe

SVJBR/L□□□J

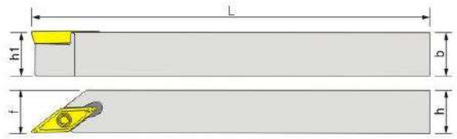

型号 Model	刀片 Insert	规格 Specification						螺钉 Screw	扳手 Wrench
		b	h	L	h1	f	Tmax		
SVJBR/L0808J11N	VNMG110302-□□	8	8	100	8	10	/	M2.5*6	T8
SVJBR/L1010J11N		10	10	110	10	10	/		
SVJBR/L1212J11N		12	12	110	12	12	/		

走心机 Precision automatic lathe

LF-C□-□-□L-1T

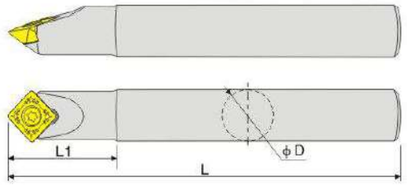

型号 Model	刀片 Insert	规格 Specification				螺钉 Screw	扳手 Wrench
		L	L1	ΦD	加工范围 Machining range (mm)		
LF-C10-10-100L-1T	SEME060202□□	100	21	10	0~6	M2.5*5	T8
LF-C12-12-120L-1T	SEME090404□□	120	24	12	0~9	M3.5*8	T10
LF-C16-16-120L-1T	SEME120404□□	120	35	16	0~12	M4*8	T15

U钻系列
U drill series

U钻 (U-Drill)

WC型浅孔钻/U钻 2D WC tyge U-drill 2D

钻削深度(Drilling depth)：2xD

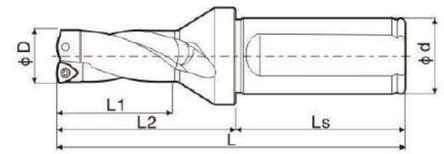

规格型号 Specification and model	D	d	L1	Ls	L	刀片型号 Insert model	螺钉 Screw	扳手 Wrench	库存 Stock
C20-2D15-33WC03	15	20	33	44	92	WC__030208	M2.5×5	T8	
C20-2D15.5-34WC03	15.5		34		93				
C20-2D16-35WC03	16		35		94				
C20-2D16.5-36WC03	16.5		36		95				
C20-2D17-37WC03	17		37		96				
C25-2D17.5-38WC03	17.5	25	38	56	109	WC__030208	M2.5×6	T8	
C25-2D18-39WC03	18		39		110				
C25-2D18.5-40WC03	18.5		40		111				
C25-2D19-41WC03	19		41		112				
C25-2D19.5-42WC03	19.5		42		113				
C25-2D20-43WC03	20		43		114				
C25-2D20.5-44WC03	20.5		44		115				
C25-2D21-45WC04	21	25	45	56	116	WC__040208	M2.5×7D	T8	
C25-2D21.5-46WC04	21.5		46		117				
C25-2D22-47WC04	22		47		118				
C25-2D22.5-48WC04	22.5		48		119				
C25-2D23-49WC04	23		49		123				
C25-2D23.5-50WC04	23.5		50		124				
C25-2D24-51WC04	24		51		125				
C25-2D24.5-52WC04	24.5		52		126				
C25-2D25-53WC05	25		53		127	WC__050308	M3×7	T10	
C32-2D25.5-54WC05	25.5	32	54	60	134				
C32-2D26-55WC05	26		55		135				
C32-2D26.5-56WC05	26.5		56		136				
C32-2D27-57WC05	27		57		137				
C32-2D27.5-58WC05	27.5		58		138				
C32-2D28-59WC05	28		59		139				
C32-2D28.5-60WC05	28.5		60		140				
C32-2D29-62WC05	29		62		143				
C32-2D29.5-63WC05	29.5		63		144				
C32-2D30-64WC05	30		64		148				
C32-2D30.5-65WC05	30.5		65		149				
C32-2D31-66WC06	31	32	66	60	150	WC__06T308	M3.5×8	T15	
C32-2D31.5-67WC06	31.5		67		151				
C32-2D32-68WC06	32		68		152				
C32-2D32.5-69WC06	32.5		69		153				
C32-2D33-70WC06	33		70		154				
C32-2D33.5-71WC06	33.5		71		155				

WC型浅孔钻/U钻 2D WC tyge U-drill 2D

钻削深度(Drilling depth)：2xD

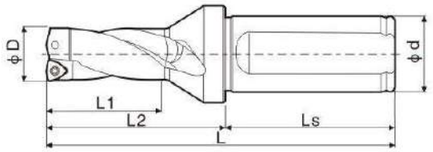

规格型号 Specification and model	D	d	L1	Ls	L	刀片型号 Insert model	螺钉 Screw	扳手 Wrench	库存 Stock
C32-2D34-72WC06	34	32	72	60	156	WC__06T308	M3.5×8	T15	
C32-2D34.5-73WC06	34.5		73		157				
C32-2D35-74WC06	35		74		158				
C32-2D35.5-75WC06	35.5		75		159				
C32-2D36-76WC06	36		76		160				
C32-2D36.5-77WC06	36.5		77		161				
C32-2D37-79WC06	37		79		169				
C32-2D37.5-80WC06	37.5		80		170				
C32-2D38-81WC06	38		81		171				
C32-2D38.5-82WC06	38.5		82		172				
C32-2D39-83WC06	39		83		173				
C32-2D39.5-84WC06	39.5		84		174				
C40-2D40-85WC06	40	40	85	70	185				
C40-2D41-87WC06	41		87		187				
C40-2D42-89WC08	42		89		189	WC__080412	M4×10	T15	
C40-2D43-91WC08	43		91		191				
C40-2D44-93WC08	44		93		193				
C40-2D45-95WC08	45		95		195				
C40-2D46-97WC08	46		97		197				
C40-2D47-99WC08	47		99		199				
C40-2D48-101WC08	48		101		201				
C40-2D49-103WC08	49	40	103	70	203				
C40-2D50-105WC08	50		105		205				
C40-2D51-107WC08	51		107		207				
C40-2D52-109WC08	52		109		209				
C40-2D53-111WC08	53		111		211				
C40-2D54-113WC08	54		113		213				
C40-2D55-115WC08	55		115		215				
C40-2D56-120WC08	56		120		222				
C40-2D57-122WC08	57		122		224				
C40-2D58-124WC08	58		124		226				
C40-2D59-126WC08	59		126		228				
C40-2D60-128WC08	60		128		230				

WC型浅孔钻/U钻 3D WC tyge U-drill 3D

钻削深度(Drilling depth)：3xD

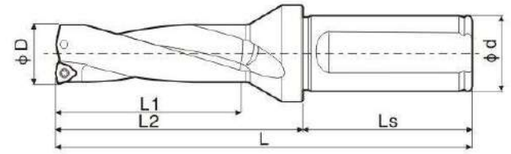

规格型号 Specification and model	D	d	L1	Ls	L	刀片型号 Insert model	螺钉 Screw	扳手 Wrench	库存 Stock
C20-3D15-48WC03	15	20	48	44	107	WC__030208	M2.5×5	T8	
C20-3D15.5-50WC03	15.5		50		109				
C20-3D16-51WC03	16		51		110				
C20-3D16.5-53WC03	16.5		53		112				
C20-3D17-54WC03	17		54		113				
C25-3D17.5-56WC03	17.5	25	56	56	127	WC__030208	M2.5×6	T8	
C25-3D18-57WC03	18		57		128				
C25-3D18.5-59WC03	18.5		59		130				
C25-3D19-60WC03	19		60		131				
C25-3D19.5-62WC03	19.5		62		133				
C25-3D20-63WC03	20		63		134				
C25-3D20.5-65WC03	20.5		65		136				
C25-3D21-66WC04	21	25	66	56	137	WC__040208	M2.5×7D	T8	
C25-3D21.5-68WC04	21.5		68		139				
C25-3D22-69WC04	22		69		140				
C25-3D22.5-71WC04	22.5		71		142				
C25-3D23-72WC04	23		72		146				
C25-3D23.5-74WC04	23.5		74		148				
C25-3D24-75WC04	24		75		149				
C25-3D24.5-77WC04	24.5		77		151				
C25-3D25-78WC05	25		78		152	WC__050308	M3×7	T10	
C32-3D25.5-80WC05	25.5	32	80	60	160				
C32-3D26-81WC05	26		81		161				
C32-3D26.5-83WC05	26.5		83		163				
C32-3D27-84WC05	27		84		164				
C32-3D27.5-86WC05	27.5		86		166				
C32-3D28-87WC05	28		87		167				
C32-3D28.5-89WC05	28.5		89		169				
C32-3D29-91WC05	29		91		172				
C32-3D29.5-93WC05	29.5		93		174				
C32-3D30-94WC05	30		94		178				
C32-3D30.5-96WC05	30.5		96		180				
C32-3D31-97WC06	31	32	97	60	181	WC__06T308	M3.5×8	T15	
C32-3D31.5-99WC06	31.5		99		183				
C32-3D32-100WC06	32		100		184				
C32-3D32.5-102WC06	32.5		102		186				
C32-3D33-103WC06	33		103		187				
C32-3D33.5-105WC06	33.5		105		189				

WC型浅孔钻/U钻 3D WC tyge U-drill 3D

钻削深度(Drilling depth)：3xD

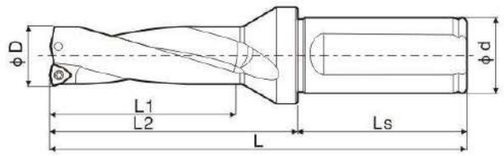

规格型号 Specification and model	D	d	L1	Ls	L	刀片型号 Insert model	螺钉 Screw	扳手 Wrench	库存 Stock
C32-3D34-106WC06	34	32	106	60	190	WC__06T308	M3.5×8	T15	
C32-3D34.5-108WC06	34.5		108		192				
C32-3D35-109WC06	35		109		193				
C32-3D35.5-111WC06	35.5		111		195				
C32-3D36-112WC06	36		112		196				
C32-3D36.5-114WC06	36.5		114		198				
C32-3D37-116WC06	37		116		206				
C32-3D37.5-118WC06	37.5		118		208				
C32-3D38-119WC06	38		119		209				
C32-3D38.5-121WC06	38.5		121		211				
C32-3D39-122WC06	39		122		212				
C32-3D39.5-124WC06	39.5		124		214				
C40-3D40-125WC06	40	40	125	70	225				
C40-3D41-128WC06	41		128		228				
C40-3D42-131WC08	42		131		231	WC__080412	M4×10	T15	
C40-3D43-134WC08	43		134		234				
C40-3D44-137WC08	44		137		237				
C40-3D45-140WC08	45		140		240				
C40-3D46-143WC08	46		143		243				
C40-3D47-146WC08	47		146		246				
C40-3D48-149WC08	48		149		249				
C40-3D49-152WC08	49	40	152	70	252				
C40-3D50-155WC08	50		155		255				
C40-3D51-158WC08	51		158		258				
C40-3D52-161WC08	52		161		261				
C40-3D53-164WC08	53		164		264				
C40-3D54-167WC08	54		167		267				
C40-3D55-170WC08	55		170		270				
C40-3D56-176WC08	56		176		278				
C40-3D57-179WC08	57		179		281				
C40-3D58-182WC08	58		182		284				
C40-3D59-185WC08	59		185		287				
C40-3D60-188WC08	60		188		290				

WC型浅孔钻/U钻 4D WC tyge U-drill 4D

钻削深度(Drilling depth)：4xD

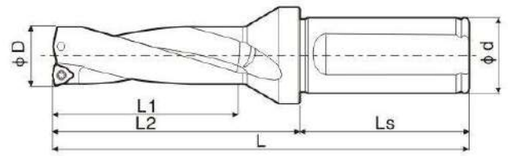

规格型号 Specification and model	D	d	L1	Ls	L	刀片型号 Insert model	螺钉 Screw	扳手 Wrench	库存 Stock
C20-4D15-63WC03	15	20	63	44	122	WC__030208	M2.5×5	T8	
C20-4D15.5-65WC03	15.5		65		124				
C20-4D16-67WC03	16		67		126				
C20-4D16.5-69WC03	16.5		69		128				
C20-4D17-71WC03	17		71		130				
C25-4D17.5-73WC03	17.5	25	73	56	144	WC__030208	M2.5×6	T8	
C25-4D18-75WC03	18		75		146				
C25-4D18.5-77WC03	18.5		77		148				
C25-4D19-79WC03	19		79		150				
C25-4D19.5-81WC03	19.5		81		152				
C25-4D20-83WC03	20		83		154				
C25-4D20.5-85WC03	20.5		85		156				
C25-4D21-87WC04	21	25	87	56	158	WC__040208	M2.5×7D	T8	
C25-4D21.5-89WC04	21.5		89		160				
C25-4D22-91WC04	22		91		162				
C25-4D22.5-93WC04	22.5		93		164				
C25-4D23-95WC04	23		95		169				
C25-4D23.5-97WC04	23.5		97		171				
C25-4D24-99WC04	24		99		173				
C25-4D24.5-101WC04	24.5		101		175				
C25-4D25-103WC05	25		103		177	WC__050308	M3×7	T10	
C32-4D25.5-105WC05	25.5	32	105	60	185				
C32-4D26-107WC05	26		107		187				
C32-4D26.5-109WC05	26.5		109		189				
C32-4D27-111WC05	27		111		191				
C32-4D27.5-113WC05	27.5		113		193				
C32-4D28-115WC05	28		115		195				
C32-4D28.5-117WC05	28.5		117		197				
C32-4D29-120WC05	29		120		201				
C32-4D29.5-122WC05	29.5		122		203				
C32-4D30-124WC05	30		124		208				
C32-4D30.5-126WC05	30.5		126		210				
C32-4D31-128WC06	31	32	128	60	212	WC__06T308	M3.5×8	T15	
C32-4D31.5-130WC06	31.5		130		214				
C32-4D32-132WC06	32		132		216				
C32-4D32.5-134WC06	32.5		134		218				
C32-4D33-136WC06	33		136		220				
C32-4D33.5-138WC06	33.5		138		222				

WC型浅孔钻/U钻 4D WC tyge U-drill 4D

钻削深度(Drilling depth)：4xD

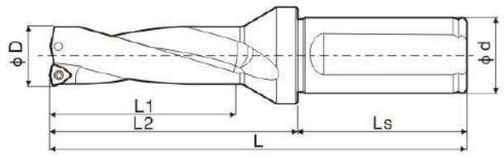

规格型号 Specification and model	D	d	L1	Ls	L	刀片型号 Insert model	螺钉 Screw	扳手 Wrench	库存 Stock
C32-4D34-140WC06	34	32	140	60	224	WC__06T308	M3.5×8	T15	
C32-4D34.5-142WC06	34.5		142		226				
C32-4D35-144WC06	35		144		228				
C32-4D35.5-146WC06	35.5		146		230				
C32-4D36-148WC06	36		148		232				
C32-4D36.5-150WC06	36.5		150		236				
C32-4D37-153WC06	37		153		243				
C32-4D37.5-155WC06	37.5		155		245				
C32-4D38-157WC06	38		157		247				
C32-4D38.5-159WC06	38.5		159		249				
C32-4D39-161WC06	39		161		251				
C32-4D39.5-163WC06	39.5		163		253				
C40-4D40-165WC06	40	40	165	70	265				
C40-4D41-169WC06	41		169		269				
C40-4D42-173WC08	42		173		273	WC__080412	M4×10	T15	
C40-4D43-177WC08	43		177		277				
C40-4D44-181WC08	44		181		281				
C40-4D45-185WC08	45		185		285				
C40-4D46-189WC08	46		189		289				
C40-4D47-193WC08	47		193		293				
C40-4D48-197WC08	48		197		297				
C40-4D49-201WC08	49	40	201	70	301				
C40-4D50-205WC08	50		205		305				
C40-4D51-209WC08	51		209		309				
C40-4D52-213WC08	52		213		313				
C40-4D53-217WC08	53		217		317				
C40-4D54-221WC08	54		221		321				
C40-4D55-225WC08	55		225		325				
C40-4D56-232WC08	56		232		334				
C40-4D57-236WC08	57		236		338				
C40-4D58-240WC08	58		240		342				
C40-4D59-244WC08	59		244		346				
C40-4D60-248WC08	60		248		350				

WC型浅孔钻/U钻 5D WC tyge U-drill 5D

钻削深度(Drilling depth)：5xD

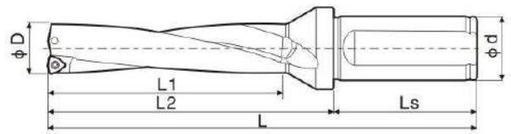

规格型号 Specification and model	D	d	L1	Ls	L	刀片型号 Insert model	螺钉 Screw	扳手 Wrench	库存 Stock
C20-5D16-83WC03	16	20	83	44	142	WC__030208	M2.5×5	T8	
C20-5D16.5-86WC03	16.5		86		145				
C20-5D17-88WC03	17		88		147				
C25-5D17.5-91WC03	17.5	25	91	56	150	WC__030208	M2.5×6	T8	
C25-5D18-93WC03	18		93		152				
C25-5D18.5-96WC03	18.5		96		155				
C25-5D19-98WC03	19		98		157				
C25-5D19.5-101WC03	19.5		101		160				
C25-5D20-103WC03	20		103		162				
C25-5D20.5-106WC03	20.5		106		165				
C25-5D21-108WC04	21	25	108	56	167	WC__040208	M2.5×7D	T8	
C25-5D21.5-111WC04	21.5		111		170				
C25-5D22-113WC04	22		113		172				
C25-5D22.5-116WC04	22.5		116		175				
C25-5D23-118WC04	23		118		180				
C25-5D23.5-121WC04	23.5		121		183				
C25-5D24-123WC04	24		123		185				
C25-5D24.5-126WC04	24.5		126		188				
C25-5D25-128WC05	25		128		190	WC__050308	M3×7	T10	
C32-5D25.5-131WC05	25.5	32	131	60	213				
C32-5D26-133WC05	26		133		216				
C32-5D26.5-136WC05	26.5		136		217				
C32-5D27-138WC05	27		138		218				
C32-5D27.5-141WC05	27.5		141		221				
C32-5D28-143WC05	28		143		223				
C32-5D28.5-146WC05	28.5		146		226				
C32-5D29-149WC05	29		149		230				
C32-5D29.5-151WC05	29.5		151		233				
C32-5D30-154WC05	30		154		238				
C32-5D30.5-157WC05	30.5		157		241				
C32-5D31-159WC06	31	32	159	60	243	WC__06T308	M3.5×8	T15	
C32-5D31.5-162WC06	31.5		162		245				
C32-5D32-164WC06	32		164		248				
C32-5D32.5-167WC06	32.5		167		251				
C32-5D33-169WC06	33		169		253				
C32-5D33.5-172WC06	33.5		172		255				
C32-5D34-174WC06	34		174		258				

WC型浅孔钻/U钻 5D WC tyge U-drill 5D

钻削深度(Drilling depth)：5xD

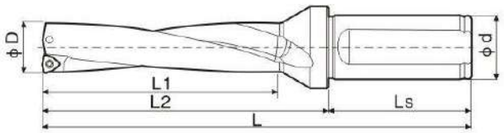

规格型号 Specification and model	D	d	L1	Ls	L	刀片型号 Insert model	螺钉 Screw	扳手 Wrench	库存 Stock
C32-5D34.5-177WC06	34.5		177		261				
C32-5D35-179WC06	35		179		263				
C32-5D35.5-182WC06	35.5		182		265				
C32-5D36-184WC06	36		184		268				
C32-5D36.5-187WC06	36.5		187		271				
C32-5D37-190WC06	37	32	190	60	280				
C32-5D37.5-193WC06	37.5		193		283	WC__06T308	M3.5×8	T15	
C32-5D38-195WC06	38		195		285				
C32-5D38.5-198WC06	38.5		198		288				
C32-5D39-200WC06	39		200		290				
C32-5D39.5-203WC06	39.5		203		293				
C40-5D40-205WC06	40		205		305				
C40-5D41-210WC06	41		210		310				
C40-5D42-220WC08	42		220		315				
C40-5D43-225WC08	43		225		320				
C40-5D44-230WC08	44	40	230	70	325				
C40-5D45-235WC08	45		235		330				
C40-5D46-240WC08	46		240		335				
C40-5D47-245WC08	47		245		340				
C40-5D48-250WC08	48		250		345				
C40-5D49-255WC08	49		255		350				
C40-5D50-260WC08	50		260		355				
C40-5D51-265WC08	51		265		360	WC__080412	M4×10	T15	
C40-5D52-270WC08	52		270		365				
C40-5D53-275WC08	53		275		370				
C40-5D54-280WC08	54		280		375				
C40-5D55-285WC08	55	40	285	70	380				
C40-5D56-290WC08	56		290		385				
C40-5D57-295WC08	57		295		390				
C40-5D58-300WC08	58		300		395				
C40-5D59-305WC08	59		305		400				
C40-5D60-310WC08	60		310		405				

SP型浅孔钻/U钻 2D SP tyge U-drill 2D

钻削深度(Drilling depth)：2xD

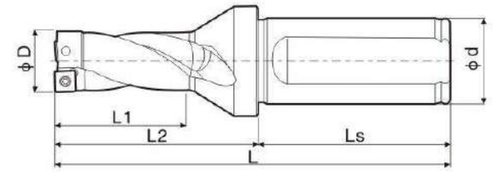

规格型号 Specification and model	D	d	L1	Ls	L	刀片型号 Insert model	螺钉 Screw	扳手 Wrench	库存 Stock
C20-2D13-29SP05	13		29		88				
C20-2D13.5-30SP05	13.5		30		89				
C20-2D14-31SP05	14	20	31	44	90	SP__050204	M2×4	T6	
C20-2D14.5-32SP05	14.5		32		91				
C20-2D15-33SP05	15		33		92				
C20-2D15.5-34SP06	15.5		34		93				
C20-2D16-35SP06	16	25	35	44	94				
C20-2D16.5-36SP06	16.5		36		95				
C20-2D17-37SP06	17		37		96				
C25-2D17.5-38SP06	17.5		38		109				
C25-2D18-39SP06	18		39		110				
C25-2D18.5-40SP06	18.5		40		111	SP__060204	M2.2×5	T7	
C25-2D19-41SP06	19		41		112				
C25-2D19.5-42SP06	19.5	25	42	56	113				
C25-2D20-43SP06	20		43		114				
C25-2D20.5-44SP06	20.5		44		115				
C25-2D21-45SP06	21		45		116				
C25-2D21.5-46SP06	21.5		46		117				
C25-2D22-47SP07	22		47		118				
C25-2D22.5-48SP07	22.5		48		119				
C25-2D23-49SP07	23		49		123				
C25-2D23.5-50SP07	23.5	25	50	56	124				
C25-2D24-51SP07	24		51		125				
C25-2D24.5-52SP07	24.5		52		126	SP__07T308	M2.5×6	T8	
C25-2D25-53SP07	25		53		127				
C32-2D25.5-54SP07	25.5		54		134				
C32-2D26-55SP07	26		55		135				
C32-2D26.5-56SP07	26.5	32	56	60	136				
C32-2D27-57SP07	27		57		137				
C32-2D27.5-58SP07	27.5		58		138				
C32-2D28-59SP09	28		59		139				
C32-2D28.5-60SP09	28.5		60		140				
C32-2D29-62SP09	29		62		143				
C32-2D29.5-63SP09	29.5	32	63	60	144	SP__090408	M3.5×8	T15	
C32-2D30-64SP09	30		64		148				
C32-2D30.5-65SP09	30.5		65		149				
C32-2D31-66SP09	31		66		150				
C32-2D31.5-67SP09	31.5		67		151				

SP型浅孔钻/U钻 2D SP tyge U-drill 2D

钻削深度(Drilling depth)：2xD

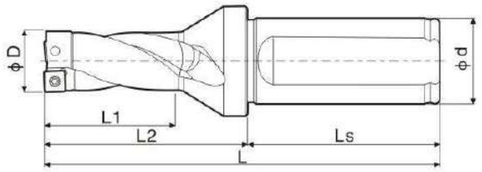

规格型号 Specification and model	D	d	L1	Ls	L	刀片型号 Insert model	螺钉 Screw	扳手 Wrench	库存 Stock
C32-2D32-68SP09	32	32	68	60	152	SP__090408	M3.5×8	T15	
C32-2D32.5-69SP09	32.5		69		153				
C32-2D33-70SP09	33		70		154				
C32-2D33.5-71SP09	33.5		71		155				
C32-2D34-72SP11	34	32	72	60	156	SP__110408	M4×10	T15	
C32-2D34.5-73SP11	34.5		73		157				
C32-2D35-74SP11	35		74		158				
C32-2D35.5-75SP11	35.5		75		159				
C32-2D36-76SP11	36		76		160				
C32-2D36.5-77SP11	36.5		77		161				
C32-2D37-79SP11	37		79		169				
C32-2D37.5-80SP11	37.5		80		170				
C32-2D38-81SP11	38		81		171				
C32-2D38.5-82SP11	38.5		82		172				
C32-2D39-83SP11	39		83		173				
C32-2D39.5-84SP11	39.5		84		174				
C40-2D40-85SP11	40	40	85	70	185				
C40-2D41-87SP11	41		87		187				
C40-2D42-89SP14	42		89		189	SP__140512	M5×11	T20	
C40-2D43-91SP14	43		91		191				
C40-2D44-93SP14	44		93		193				
C40-2D45-95SP14	45		95		195				
C40-2D46-97SP14	46		97		197				
C40-2D47-99SP14	47		99		199				
C40-2D48-101SP14	48		101		201				
C40-2D49-103SP14	49		103		203				
C40-2D50-105SP14	50		105		205				
C40-2D51-107SP09	51	40	107	70	207	SP__090408	M3.5×8	T15	
C40-2D52-109SP09	52		109		209				
C40-2D53-111SP09	53		111		211				
C40-2D54-113SP09	54		113		213				
C40-2D55-115SP09	55		115		215				
C40-2D56-120SP09	56		120		222				
C40-2D57-122SP09	57		122		224				
C40-2D58-124SP09	58		124		226				
C40-2D59-126SP09	59		126		228				
C40-2D60-128SP09	60		128		230				

SP型浅孔钻/U钻 3D SP tyge U-drill 3D

钻削深度(Drilling depth)：3xD

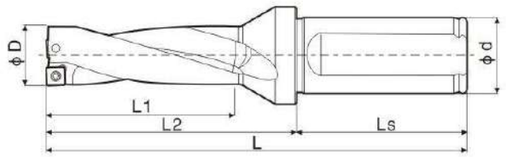

规格型号 Specification and model	D	d	L1	Ls	L	刀片型号 Insert model	螺钉 Screw	扳手 Wrench	库存 Stock
C20-3D13-42SP05	13	20	42	44	101	SP__050204	M2×4	T6	
C20-3D13.5-44SP05	13.5		44		103				
C20-3D14-45SP05	14		45		104				
C20-3D14.5-47SP05	14.5		47		106				
C20-3D15-48SP05	15		48		107				
C20-3D15.5-50SP06	15.5	25	50	44	109	SP__060204	M2.2×5	T7	
C20-3D16-51SP06	16		51		110				
C20-3D16.5-53SP06	16.5		53		112				
C20-3D17-54SP06	17		54		113				
C25-3D17.5-56SP06	17.5	25	56	56	127				
C25-3D18-57SP06	18		57		128				
C25-3D18.5-59SP06	18.5		59		130				
C25-3D19-60SP06	19		60		131				
C25-3D19.5-62SP06	19.5		62		133				
C25-3D20-63SP06	20		63		134				
C25-3D20.5-65SP06	20.5		65		136				
C25-3D21-66SP06	21		66		137				
C25-3D21.5-68SP06	21.5		68		139				
C25-3D22-69SP07	22	25	69	56	140	SP__07T308	M2.5×6	T8	
C25-3D22.5-71SP07	22.5		71		142				
C25-3D23-72SP07	23		72		146				
C25-3D23.5-74SP07	23.5		74		148				
C25-3D24-75SP07	24		75		149				
C25-3D24.5-77SP07	24.5		77		151				
C25-3D25-78SP07	25		78		152				
C32-3D25.5-80SP07	25.5	32	80	60	160				
C32-3D26-81SP07	26		81		161				
C32-3D26.5-83SP07	26.5		83		163				
C32-3D27-84SP07	27		84		164				
C32-3D27.5-86SP07	27.5		86		166				
C32-3D28-87SP09	28	32	87	60	167	SP__090408	M3.5×8	T15	
C32-3D28.5-89SP09	28.5		89		169				
C32-3D29-91SP09	29		91		172				
C32-3D29.5-93SP09	29.5		93		174				
C32-3D30-94SP09	30		94		178				
C32-3D30.5-96SP09	30.5		96		180				
C32-3D31-97SP09	31		97		181				
C32-3D31.5-99SP09	31.5		99		183				

SP型浅孔钻/U钻 3D SP tyge U-drill 3D

钻削深度(Drilling depth)：3xD

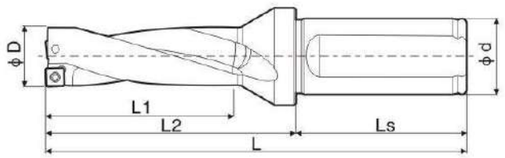

规格型号 Specification and model	D	d	L1	Ls	L	刀片型号 Insert model	螺钉 Screw	扳手 Wrench	库存 Stock
C32-3D32-100SP09	32	32	100	60	184	SP__090408	M3.5×8	T15	
C32-3D32.5-102SP09	32.5		102		186				
C32-3D33-103SP09	33		103		187				
C32-3D33.5-105SP09	33.5		105		189				
C32-3D34-106SP11	34	32	106	60	190	SP__110408	M4×10	T15	
C32-3D34.5-108SP11	34.5		108		192				
C32-3D35-109SP11	35		109		193				
C32-3D35.5-111SP11	35.5		111		195				
C32-3D36-112SP11	36		112		196				
C32-3D36.5-114SP11	36.5		114		198				
C32-3D37-116SP11	37		116		206				
C32-3D37.5-118SP11	37.5		118		207				
C32-3D38-119SP11	38		119		209				
C32-3D38.5-121SP11	38.5		121		211				
C32-3D39-122SP11	39		122		212				
C32-3D39.5-124SP11	39.5		124		214				
C40-3D40-125SP11	40	40	125	70	225				
C40-3D41-128SP11	41		128		228				
C40-3D42-131SP14	42		131		231	SP__140512	M5×11	T20	
C40-3D43-134SP14	43		134		234				
C40-3D44-137SP14	44		137		237				
C40-3D45-140SP14	45		140		240				
C40-3D46-143SP14	46		143		243				
C40-3D47-146SP14	47		146		246				
C40-3D48-149SP14	48		149		249				
C40-3D49-152SP14	49		152		252				
C40-3D50-155SP14	50		155		255				
C40-3D51-158SP09	51	40	158	70	258	SP__090408	M3.5×8	T15	
C40-3D52-161SP09	52		161		261				
C40-3D53-164SP09	53		164		264				
C40-3D54-167SP09	54		167		267				
C40-3D55-170SP09	55		170		270				
C40-3D56-173SP09	56		176		278				
C40-3D57-179SP09	57		179		281				
C40-3D58-182SP09	58		182		284				
C40-3D59-185SP09	59		185		287				
C40-3D60-188SP09	60		188		290				

SP型浅孔钻/U钻 4D SP tyge U-drill 4D

钻削深度(Drilling depth)：4xD

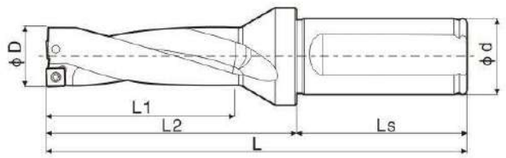

规格型号 Specification and model	D	d	L1	Ls	L	刀片型号 Insert model	螺钉 Screw	扳手 Wrench	库存 Stock
C20-4D13-55SP05	13	20	55	44	114	SP__050204	M2×4	T6	
C20-4D13.5-57SP05	13.5		57		116				
C20-4D14-59SP05	14		59		118				
C20-4D14.5-61SP05	14.5		61		120				
C20-4D15-63SP05	15		63		122				
C20-4D15.5-65SP06	15.5	25	65	44	124	SP__060204	M2.2×5	T7	
C20-4D16-67SP06	16		67		126				
C20-4D16.5-69SP06	16.5		69		128				
C20-4D17-71SP06	17		71		130				
C25-4D17.5-73SP06	17.5	25	73	56	144				
C25-4D18-75SP06	18		75		146				
C25-4D18.5-77SP06	18.5		77		148				
C25-4D19-79SP06	19		79		150				
C25-4D19.5-81SP06	19.5		81		152				
C25-4D20-83SP06	20		83		154				
C25-4D20.5-85SP06	20.5		85		156				
C25-4D21-87SP06	21		87		158				
C25-4D21.5-89SP06	21.5		89		160				
C25-4D22-91SP07	22	25	91	56	162	SP__07T308	M2.5×6	T8	
C25-4D22.5-93SP07	22.5		93		164				
C25-4D23-95SP07	23		95		169				
C25-4D23.5-97SP07	23.5		97		171				
C25-4D24-99SP07	24		99		173				
C25-4D24.5-101SP07	24.5		101		175				
C25-4D25-103SP07	25		103		177				
C32-4D25.5-105SP07	25.5	32	105	60	185				
C32-4D26-107SP07	26		107		187				
C32-4D26.5-109SP07	26.5		109		189				
C32-4D27-111SP07	27		111		191				
C32-4D27.5-113SP07	27.5		113		193				
C32-4D28-115SP09	28	32	115	60	195	SP__090408	M3.5×8	T15	
C32-4D28.5-117SP09	28.5		117		197				
C32-4D29-120SP09	29		120		201				
C32-4D29.5-122SP09	29.5		122		203				
C32-4D30-124SP09	30		124		208				
C32-4D30.5-126SP09	30.5		126		210				
C32-4D31-128SP09	31		128		212				
C32-4D31.5-130SP09	31.5		130		214				

SP型浅孔钻/U钻 4D SP tyge U-drill 4D

钻削深度(Drilling depth)：4xD

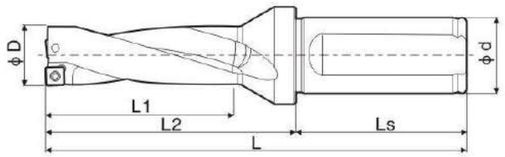

规格型号 Specification and model	D	d	L1	Ls	L	刀片型号 Insert model	螺钉 Screw	扳手 Wrench	库存 Stock
C32-4D32-132SP09	32	32	132	60	216	SP__090408	M3.5×8	T15	
C32-4D32.5-134SP09	32.5		134		218				
C32-4D33-136SP09	33		136		220				
C32-4D33.5-138SP09	33.5		138		222				
C32-4D34-140SP11	34	32	140	60	224	SP__110408	M4×10	T15	
C32-4D34.5-142SP11	34.5		142		226				
C32-4D35-144SP11	35		144		228				
C32-4D35.5-146SP11	35.5		146		230				
C32-4D36-148SP11	36		148		232				
C32-4D36.5-150SP11	36.5		150		234				
C32-4D37-152SP11	37		153		243				
C32-4D37.5-155SP11	37.5		155		245				
C32-4D38-157SP11	38		157		247				
C32-4D38.5-159SP11	38.5		159		249				
C32-4D39-161SP11	39		161		251				
C32-4D39.5-163SP11	39.5		163		253				
C40-4D40-165SP11	40	40	165	70	265				
C40-4D41-169SP11	41		169		269				
C40-4D42-173SP14	42		173		273	SP__140512	M5×11	T20	
C40-4D43-177SP14	43		177		277				
C40-4D44-181SP14	44		181		281				
C40-4D45-185SP14	45		185		285				
C40-4D46-189SP14	46		189		289				
C40-4D47-193SP14	47		193		293				
C40-4D48-197SP14	48		197		297				
C40-4D49-201SP14	49		201		301				
C40-4D50-205SP14	50		205		305				
C40-4D51-209SP09	51	40	209	70	309	SP__090408	M3.5×8	T15	
C40-4D52-213SP09	52		213		313				
C40-4D53-217SP09	53		217		317				
C40-4D54-221SP09	54		221		321				
C40-4D55-225SP09	55		225		325				
C40-4D56-232SP09	56		232		334				
C40-4D57-236SP09	57		236		338				
C40-4D58-240SP09	58		240		342				
C40-4D59-244SP09	59		244		346				
C40-4D60-248SP09	60		248		350				

SP型浅孔钻/U钻 5D SP tyge U-drill 5D

钻削深度(Drilling depth)：5xD

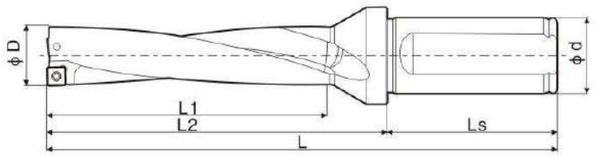

规格型号 Specification and model	D	d	L1	Ls	L	刀片型号 Insert model	螺钉 Screw	扳手 Wrench	库存 Stock
C20-5D16-83SP06	16	20	83	44	142	SP__060204	M2.2×5	T7	
C20-5D16.5-86SP06	16.5		86		145				
C20-5D17-88SP06	17		88		147				
C20-5D17.5-91SP06	17.5	25	91	56	162				
C25-5D18-939SP06	18		93		164				
C25-5D18.5-96SP06	18.5		96		167				
C25-5D19-98SP06	19		98		169				
C25-5D19.5-101SP06	19.5		101		172				
C25-5D20-103SP06	20		103		174				
C25-5D20.5-106SP06	20.5		106		177				
C25-5D21-108SP06	21		108		179				
C25-5D21.5-111SP06	21.5		111		182				
C25-5D22-113SP07	22	25	113	56	184	SP__07T308	M2.5×6	T8	
C25-5D22.5-116SP07	22.5		116		187				
C25-5D23-118SP07	23		118		192				
C25-5D23.5-121SP07	23.5		121		195				
C25-5D24-123SP07	24		123		197				
C25-5D24.5-126SP07	24.5		126		200				
C25-5D25-128SP07	25		128		202				
C32-5D25.5-130SP07	25.5	32	130	60	213				
C32-5D26-133SP07	26		133		216				
C32-5D26.5-136SP07	26.5		136		218				
C32-5D27-138SP07	27		138		219				
C32-5D27.5-141SP07	27.5		141		221				
C32-5D28-143SP09	28	32	143	60	223	SP__090408	M3.5×8	T15	
C32-5D28.5-146SP09	28.5		146		226				
C32-5D29-149SP09	29		149		230				
C32-5D29.5-151SP09	29.5		151		233				
C32-5D30-154SP09	30		154		238				
C32-5D30.5-157SP09	30.5		157		241				
C32-5D31-159SP09	31		159		243				
C32-5D31.5-162SP09	31.5		162		245				
C32-5D32-164SP09	32	32	164	60	248	SP__090408	M3.5×8	T15	
C32-5D32.5-167SP09	32.5		167		251				
C32-5D33-169SP09	33		169		253				
C32-5D33.5-172SP09	33.5		172		255				

U钻 (U-Drill)

SP型浅孔钻/U钻 5D SP tyge U-drill 5D

钻削深度(Drilling depth)：5xD

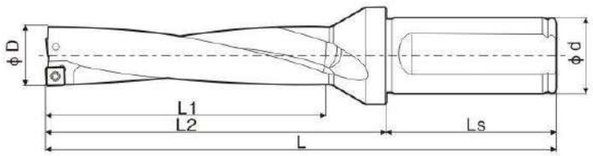

规格型号 Specification and model	D	d	L1	Ls	L	刀片型号 Insert model	螺钉 Screw	扳手 Wrench	库存 Stock
C32-5D34-174SP11	34	32	174	60	258	SP__110408	M4×10	T15	
C32-5D34.5-177SP11	34.5		177		261				
C32-5D35-179SP11	35		179		263				
C32-5D35.5-182SP11	35.5		182		265				
C32-5D36-184SP11	36		184		268				
C32-5D36.5-187SP11	36.5		187		271				
C32-5D37-190SP11	37		190		280				
C32-5D37.5-193SP11	37.5		193		283				
C32-5D38-195SP11	38		195		285				
C32-5D38.5-198SP11	38.5		198		288				
C32-5D39-200SP11	39		200		290				
C32-5D39.5-203SP11	39.5		203		293				
C40-5D40-205SP11	40	40	205	70	305				
C40-5D41-210SP11	41		210		310				
C40-5D42-215SP14	42		215		315	SP__140512	M5×11	T20	
C40-5D43-220SP14	43		220		320				
C40-5D44-225SP14	44		225		325				
C40-5D45-230SP14	45		230		330				
C40-5D46-235SP14	46		235		335				
C40-5D47-240SP14	47		240		340				
C40-5D48-245SP14	48		245		345				
C40-5D49-250SP14	49		250		350				
C40-5D50-255SP14	50		255		355				
C40-5D51-260SP09	51	40	260	70	360	SP__090408	M3.5×8	T15	
C40-5D52-265SP09	52		265		365				
C40-5D53-270SP09	53		270		370				
C40-5D54-275SP09	54		275		375				
C40-5D55-280SP09	55		280		380				
C40-5D56-285SP09	56		285		385				
C40-5D57-290SP09	57		290		390				
C40-5D58-295SP09	58		295		395				
C40-5D59-300SP09	59		300		400				
C40-5D60-305SP09	60		305		405				

U钻 (U-Drill)

多功能刀杆 浅孔钻/U钻 2.25D Multi fanction U-drill 2.25D

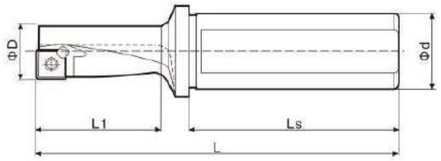

规格型号 Specification and model	D	d	L1	Ls	L	刀片型号 Insert model	螺钉 Screw	扳手 Wrench	库存 Stock
TCAP 08R/L-2.25DN	8	12	18	42	66	XCMT040104	M1.8*4	T6	
TCAP 10R/L-2.25DN	10		22.5		70	XCMT050204	M2.0*5		
TCAP 12R/L-2.25DN	12	16	27	45	78	XCMT060204	M2.2*5		
TCAP 14R/L-2.25DN	14		31.5		82	XCMT070304	M2.5*6	T8	
TCAP 16R/L-2.25DN	16	20	36	50	92	XCMT080304	M3.0*8	T10	

U钻 (U-Drill)

多功能刀杆 浅孔钻/U钻 3.25D Multi fanction U-drill 3.25D

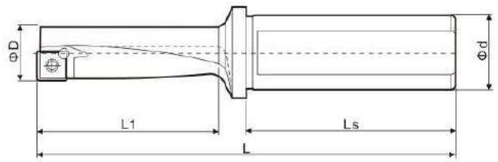

规格型号 Specification and model	D	d	L1	Ls	L	刀片型号 Insert model	螺钉 Screw	扳手 Wrench	库存 Stock
TCAP 08R/L-3.25DN	8	12	26	42	76	XCMT040104	M1.8*4	T6	
TCAP 10R/L-3.25DN	10		32.5		80	XCMT050204	M2.0*5		
TCAP 12R/L-3.25DN	12	16	39	45	90	XCMT060204	M2.2*5		
TCAP 14R/L-3.25DN	14		45.5		97	XCMT070304	M2.5*6	T8	
TCAP 16R/L-3.25DN	16	20	52	50	108	XCMT080304	M3.0*8	T10	

U钻 (U-Drill)

多功能刀杆 浅孔钻/U钻 2.5D Multi fanction U-drill 2.5D

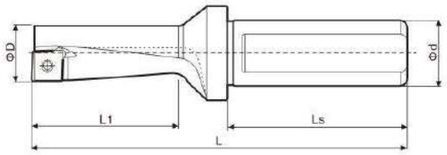

规格型号 Specification and model	D	d	L1	Ls	L	刀片型号 Insert model	螺钉 Screw	扳手 Wrench	库存 Stock
SF-08R-2.5D-C16	8	16	20	42	72	QCMT040104	M1.8*4	T6	
SF-10R-2.5D-C16	10		25		78	QCMT050204	M2.0*5		
SF-12R-2.5D-C16	12		30	45	87	QCMT060204	M2.2*5		
SF-14R-2.5D-C16	14		35		92	QCMT070304	M2.5*6	T8	
SF-16R-2.5D-C20	16	20	40	50	102	QCMT080304	M3.0*8	T10	

U钻 (U-Drill)

多功能刀杆 浅孔钻/U钻 3.5D Multi fanction U-drill 3.5D

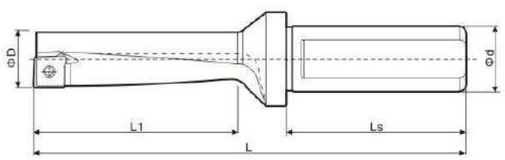

规格型号 Specification and model	D	d	L1	Ls	L	刀片型号 Insert model	螺钉 Screw	扳手 Wrench	库存 Stock
SF-08R-3.5D-C16	8	16	28	42	80	QCMT040104	M1.8*4	T6	
SF-10R-3.5D-C16	10		35		88	QCMT050204	M2.0*5		
SF-12R-3.5D-C16	12		42	45	98	QCMT060204	M2.2*5		
SF-14R-3.5D-C16	14		49		106	QCMT070304	M2.5*6	T8	
SF-16R-3.5D-C20	16	20	56	50	118	QCMT080304	M3.0*8	T10	

U钻 (U-Drill)

WC型浅孔钻/U钻 小孔径 WC tyge U-drill Small Diameter

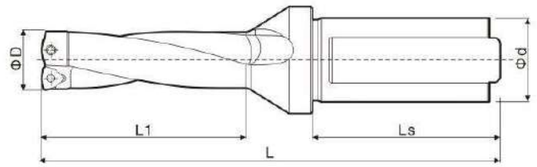

规格型号 Specification and model	D	d	L1	Ls	L	刀片型号 Insert model	螺钉 Screw	扳手 Wrench	库存 Stock
C20-2D10-22WC02	10	20	22	50	90	WC__020104	M1.8*4	T6	
C20-2D10.5-23WC02	10.5		23		91				
C20-2D11-24WC02	11		24		92				
C20-2D11.5-25WC02	11.5		25		93				
C20-2D12-26WC02	12		26		94				
C20-2D12.5-27WC02	12.5		27		95				
C20-2D13-28WC02	13		28						
C20-2D13.5-29WC02	13.5		29		96				

规格型号 Specification and model	D	d	L1	Ls	L	刀片型号 Insert model	螺钉 Screw	扳手 Wrench	库存 Stock
C20-3D10-32WC02	10	20	32	50	101	WC__020104	M1.8*4	T6	
C20-3D10.5-34WC02	10.5		34		103				
C20-3D11-35WC02	11		35		104				
C20-3D11.5-37WC02	11.5		37		106				
C20-3D12-38WC02	12		38		107				
C20-3D12.5-40WC02	12.5		40		109				
C20-3D13-41WC02	13		41		110				
C20-3D13.5-43WC02	13.5		43		112				

规格型号 Specification and model	D	d	L1	Ls	L	刀片型号 Insert model	螺钉 Screw	扳手 Wrench	库存 Stock
C20-4D10-42WC02	10	20	42	50	111	WC__020104	M1.8*4	T6	
C20-4D10.5-44WC02	10.5		44		113				
C20-4D11-46WC02	11		46		115				
C20-4D11.5-48WC02	11.5		48		117				
C20-4D12-50WC02	12		50		119				
C20-4D12.5-52WC02	12.5		52		121				
C20-4D13-54WC02	13		54		123				
C20-4D13.5-56WC02	13.5		56		125				

SO型浅孔钻/U钻 小孔径 SO tyge U-drill Small Diameter

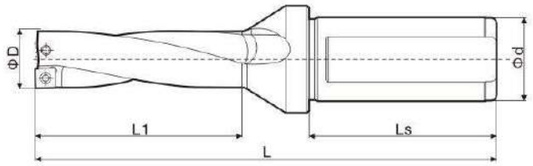

规格型号 Specification and model	D	d	L1	Ls	L	刀片型号 Insert model	螺钉 Screw	扳手 Wrench	库存 Stock
C20-2D10-22SO04	10	20	22	50	91	SO__040102	M1.8*4	T6	
C20-2D10.5-23SO04	10.5		23		92				
C20-2D11-24SO04	11		24		93				
C20-2D11.5-25SO04	11.5		25		94				
C20-2D12-26SO04	12		26		95				

规格型号 Specification and model	D	d	L1	Ls	L	刀片型号 Insert model	螺钉 Screw	扳手 Wrench	库存 Stock
C20-3D10-32SO04	10	20	32	50	101	SO__040102	M1.8*4	T6	
C20-3D10.5-34SO04	10.5		34		103				
C20-3D11-35SO04	11		35		104				
C20-3D11.5-37SO04	11.5		37		106				
C20-3D12-38SO04	12		38		107				

规格型号 Specification and model	D	d	L1	Ls	L	刀片型号 Insert model	螺钉 Screw	扳手 Wrench	库存 Stock
C20-4D10-42SO04	10	20	42	50	111	SO__040102	M1.8*4	T6	
C20-4D10.5-44SO04	10.5		44		113				
C20-4D11-46SO04	11		46		115				
C20-4D11.5-48SO04	11.5		48		117				
C20-4D12-50SO04	12		50		119				

带定心钻钻头 深孔钻 5D Spotting U-drill 5D

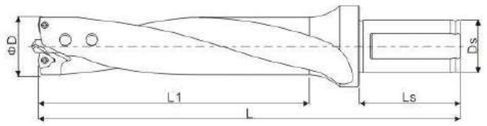

规格型号 Specification and model	D	L1	L	Ds	Ls	刀片型号 Insert model	螺钉 Screw	扳手 Wrench	库存 Stock
VLT-21050D S25	21	105	186	25	56	WCMX030208	M2.5*6	T8	
VLT-22050D S25	22	110	191						
VLT-23050D S25	23	115	196						
VLT-24050D S25	24	120	201						
VLT-25050D S32	25	150	240	32	60	WCMX040208	M2.5*7D4		
VLT-26050D S32	26								
VLT-27050D S32	27								
VLT-28050D S32	28								
VLT-29050D S32	29								
VLT-30050D S32	30								
VLT-31050D S32	31	175	265			WCMX050308	M3.0*8	T10	
VLT-32050D S32	32								
VLT-33050D S32	33								
VLT-34050D S32	34								
VLT-35050D S32	35								
VLT-36050D S32	36	200	290						
VLT-37050D S32	37								
VLT-38050D S32	38								
VLT-39050D S32	39								
VLT-40050D S32	40								

U钻 (U-Drill)

带定心钻钻头 深孔钻 6.5D Spotting U-drill 6.5D

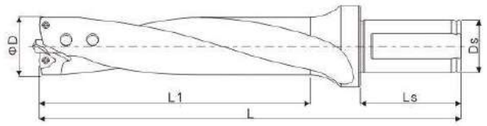



规格型号 Specification and model	D	L1	L	Ds	Ls	刀片型号 Insert model	螺钉 Screw	扳手 Wrench	库存 Stock
VLT-210650D S25	21	137	218	25	56	WCMX030208	M2.5*6	T8	
VLT-220650D S25	22	143	224						
VLT-230650D S25	23	150	231						
VLT-240650D S25	24	156	237						
VLT-250650D S32	25	185	275	32	60				
VLT-260650D S32	26					WCMX040208	M2.5*7D4		
VLT-270650D S32	27								
VLT-280650D S32	28								
VLT-290650D S32	29								
VLT-300650D S32	30								
VLT-310650D S32	31	218	308						
VLT-320650D S32	32								
VLT-330650D S32	33					WCMX050308	M3.0*8	T10	
VLT-340650D S32	34								
VLT-350650D S32	35								
VLT-360650D S32	36	250	340						
VLT-370650D S32	37								
VLT-380650D S32	38								
VLT-390650D S32	39								
VLT-400650D S32	40								

U钻 (U-Drill)

带定心钻钻头 深孔钻 8D Spotting U-drill 8D

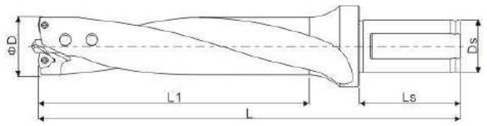

规格型号 Specification and model	D	L1	L	Ds	Ls	刀片型号 Insert model	螺钉 Screw	扳手 Wrench	库存 Stock
VLT-21080D S25	21	168	247	25	56	WCMX030208	M2.5*6	T8	
VLT-22080D S25	22	176	255						
VLT-23080D S25	23	184	263						
VLT-24080D S25	24	192	271						
VLT-25080D S32	25	220	310	32	60				
VLT-26080D S32	26					WCMX040208	M2.5*7D4		
VLT-27080D S32	27								
VLT-28080D S32	28								
VLT-29080D S32	29								
VLT-30080D S32	30								
VLT-31080D S32	31	260	350						
VLT-32080D S32	32								
VLT-33080D S32	33					WCMX050308	M3.0*8	T10	
VLT-34080D S32	34								
VLT-35080D S32	35								
VLT-36080D S32	36	300	390						
VLT-37080D S32	37								
VLT-38080D S32	38								
VLT-39080D S32	39								
VLT-40080D S32	40								

规格型号 Specification and model	D	L	适用钻头类型 Applicable drill bit type
PLD-V0630 TiN	6	30	VLT,TSD,TMD
PLD-V0835 TiN	8	35	VLT,TSD,TMD
PLD-V1035 TiN-H	10	35	VMD,VLT,MXD,TSD,TMD
PLD-V1238 TiN-H	12	38	VMD,VLT,MXD,TSD,TMD
PLD-V1645 TiN-H	16	45	VMD,VLT,MXD,TSD,TMD
PLD-2045 TiN-H	20	45	VMD,MXD
PLD-2556 TiN-H	25	56	VMD,MXD
PLD-3068 TiN-H	30	68	VMD,MXD